



US00D851385S

(12) **United States Design Patent**  
**Kenison**

(10) **Patent No.:** **US D851,385 S**

(45) **Date of Patent:** **\*\* \*Jun. 18, 2019**

(54) **DETACHABLE SHOE STRAP**

(71) Applicant: **Emily Karal Kenison**, New York, NY  
(US)

(72) Inventor: **Emily Karal Kenison**, New York, NY  
(US)

(\*) Notice: This patent is subject to a terminal disclaimer.

(\*\*) Term: **15 Years**

(21) Appl. No.: **29/546,398**

(22) Filed: **Nov. 22, 2015**

**Related U.S. Application Data**

(62) Division of application No. 29/533,665, filed on Jul. 20, 2015, now Pat. No. Des. 744,740.

(51) **LOC (11) Cl.** ..... **02-99**

(52) **U.S. Cl.**  
USPC ..... **D2/978**; D2/976; D2/971; D2/946

(58) **Field of Classification Search**

USPC ..... D2/896, 916, 925, 926, 927, 928, 929,  
D2/930, 931, 932, 933, 935, 936, 943,  
D2/944, 946, 969, 971, 976, 977, 978;  
36/83, 97, 136, 45, 50.1, 57

CPC ..... A43B 3/0078; A43B 3/12; A43B 3/122;  
A43B 3/124; A43B 3/126; A43B 3/26;  
A43B 3/0052; A43B 23/24; A43C  
11/1493; A43C 11/00; A43C 11/002;  
A43C 11/004; A43C 11/006; A43C 1/00;  
A43C 1/02; A43C 1/04; A44B 11/00

See application file for complete search history.

(56) **References Cited**

**U.S. PATENT DOCUMENTS**

736,194 A \* 8/1903 Bassett ..... A43B 3/126  
36/11.5  
1,103,108 A \* 7/1914 Van Wie ..... A43C 15/063  
36/113

D53,233 S \* 4/1919 Benedetti ..... D2/946  
1,428,232 A \* 9/1922 Holmen ..... A43B 23/227  
36/113  
D91,534 S \* 2/1934 Morali ..... D2/930  
D92,865 S \* 7/1934 Morali ..... D2/930  
D99,057 S \* 3/1936 Strassburger ..... D2/930  
D141,114 S \* 5/1945 Gordon ..... D2/918  
D145,684 S \* 10/1946 Ziniti ..... D2/930  
D253,498 S \* 11/1979 Katz ..... D2/930  
D525,417 S \* 7/2006 Kelsey ..... D2/946  
D561,459 S \* 2/2008 Weitzman ..... D2/927  
D572,456 S \* 7/2008 Guers-Neyrud ..... D2/917  
D572,458 S \* 7/2008 Choi ..... D2/971  
D594,220 S \* 6/2009 McDaniel ..... D2/971  
D634,105 S \* 3/2011 Cheshire ..... D2/925  
D654,671 S \* 2/2012 Coleman ..... D2/946  
D668,851 S \* 10/2012 Wang ..... D2/946

(Continued)

*Primary Examiner* — Elizabeth J Oswecki

(74) *Attorney, Agent, or Firm* — Gearhart Law, LLC

(57) **CLAIM**

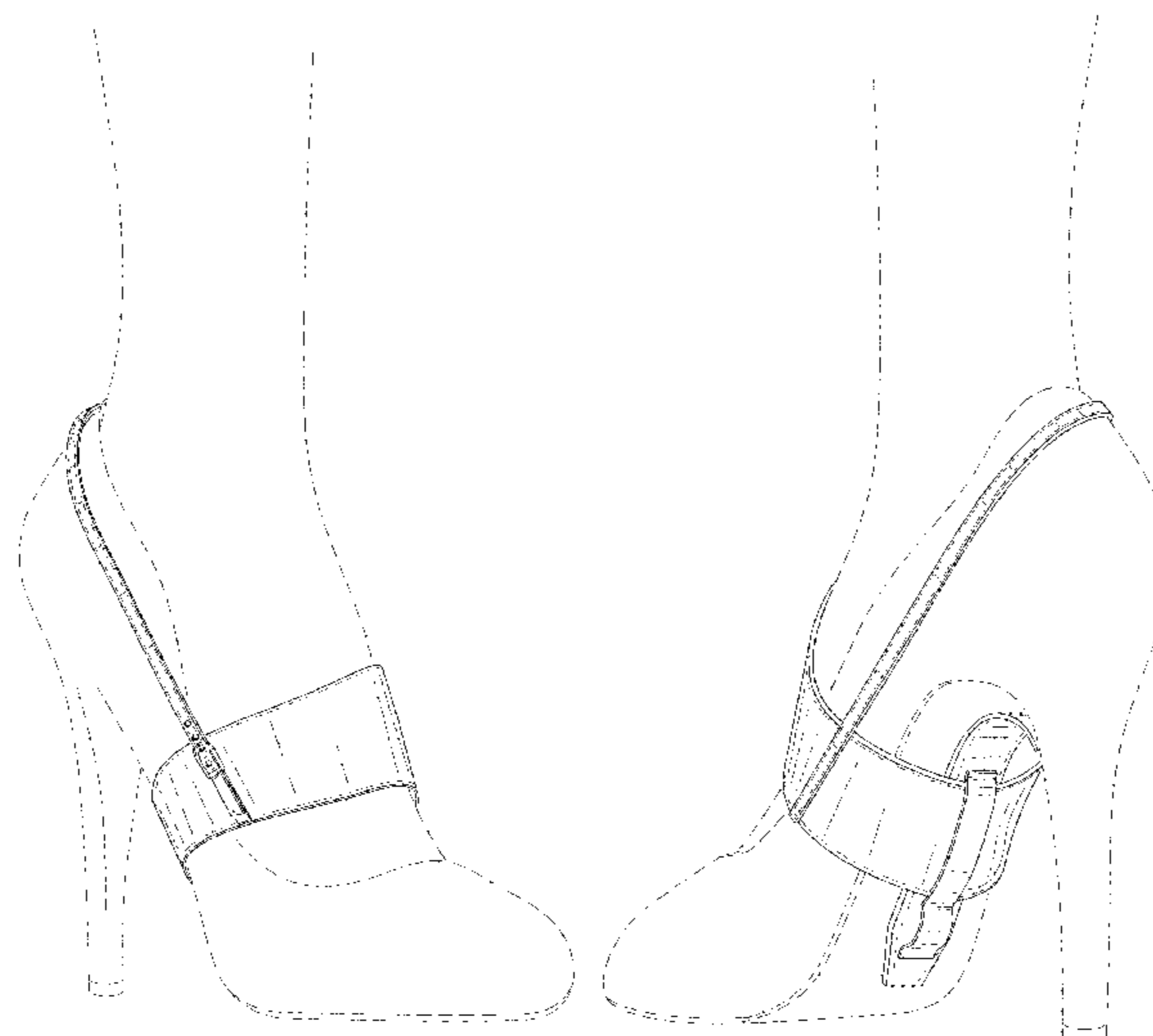
The ornamental design for a detachable shoe strap, as shown and described.

**DESCRIPTION**

FIG. 1 is a top perspective view of a detachable shoe strap showing my new design;  
FIG. 2 is a bottom perspective view thereof;  
FIG. 3 is a front elevation view thereof;  
FIG. 4 is a right side elevation view thereof;  
FIG. 5 is a rear elevation view thereof;  
FIG. 6 is a left side elevation view thereof;  
FIG. 7 is a top plan view thereof; and,  
FIG. 8 is a bottom plan view thereof.

The broken lines shown on the detachable shoe strap represent thread stitching. The broken lines illustrating the human leg and shoe form no part of the claimed design.

**1 Claim, 5 Drawing Sheets**



(56)

**References Cited**

U.S. PATENT DOCUMENTS

D694,995 S \* 12/2013 Nguyen ..... D2/916  
D732,286 S \* 6/2015 Romo ..... D2/946

\* cited by examiner

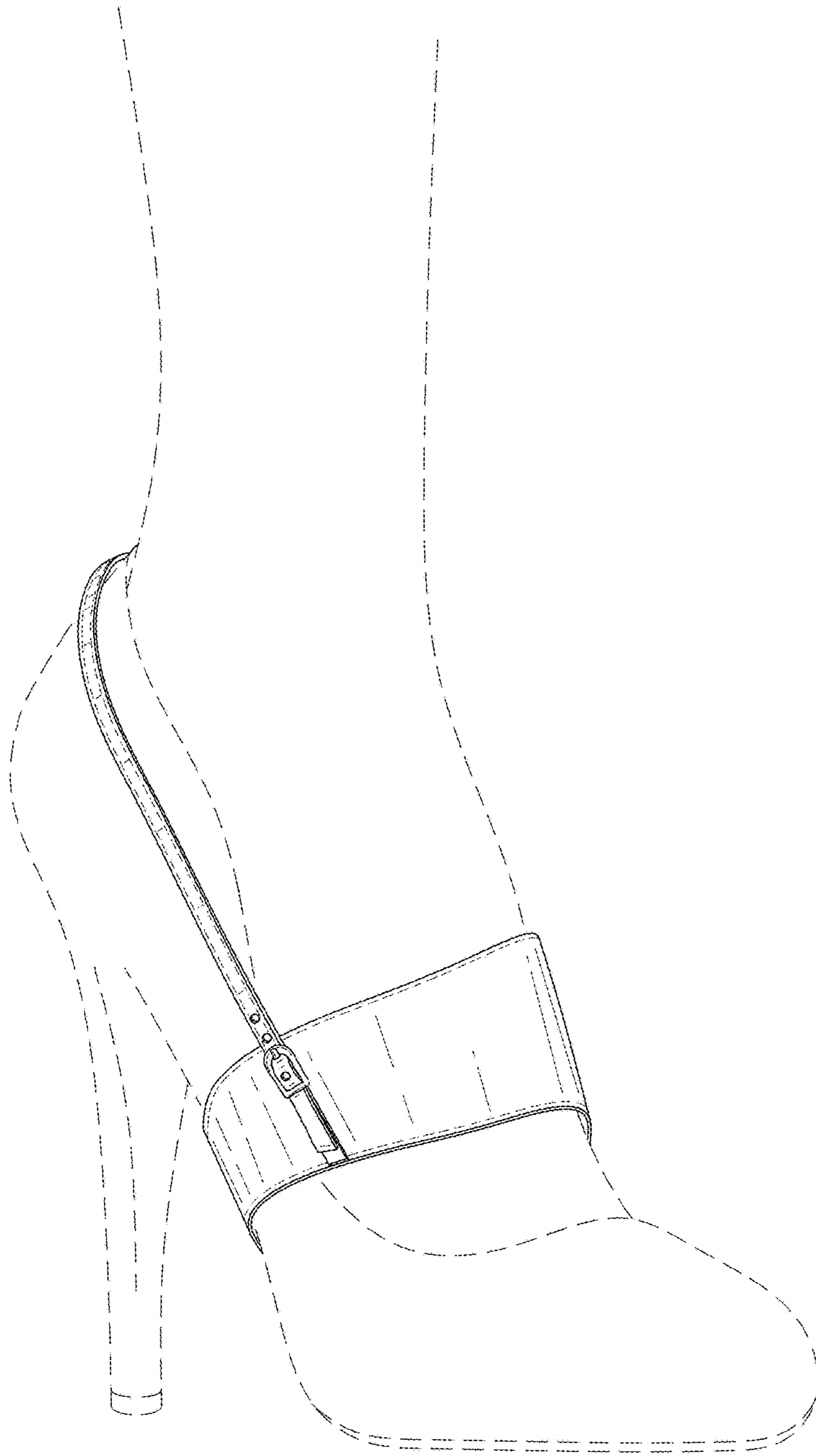


FIG. 1

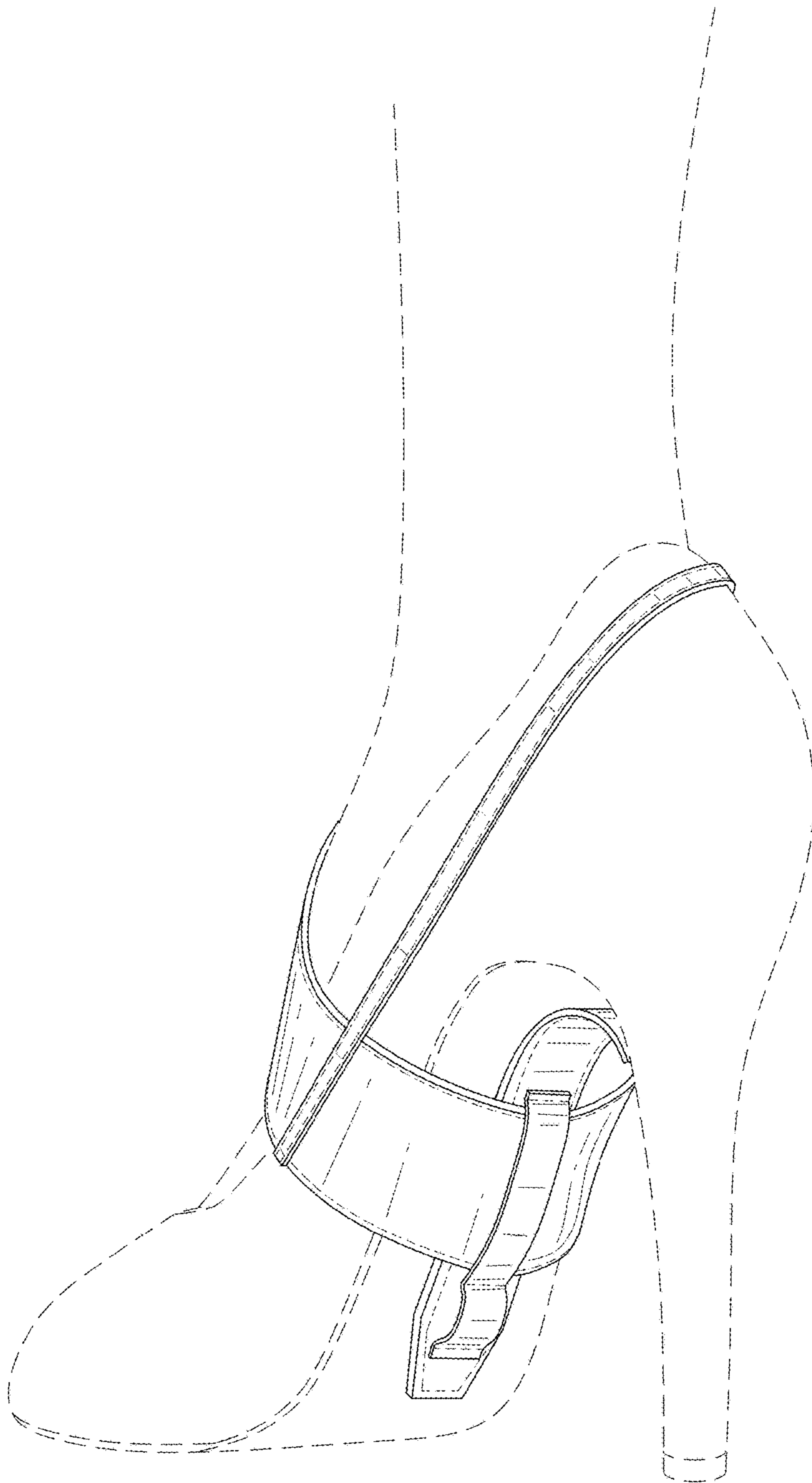


FIG. 2

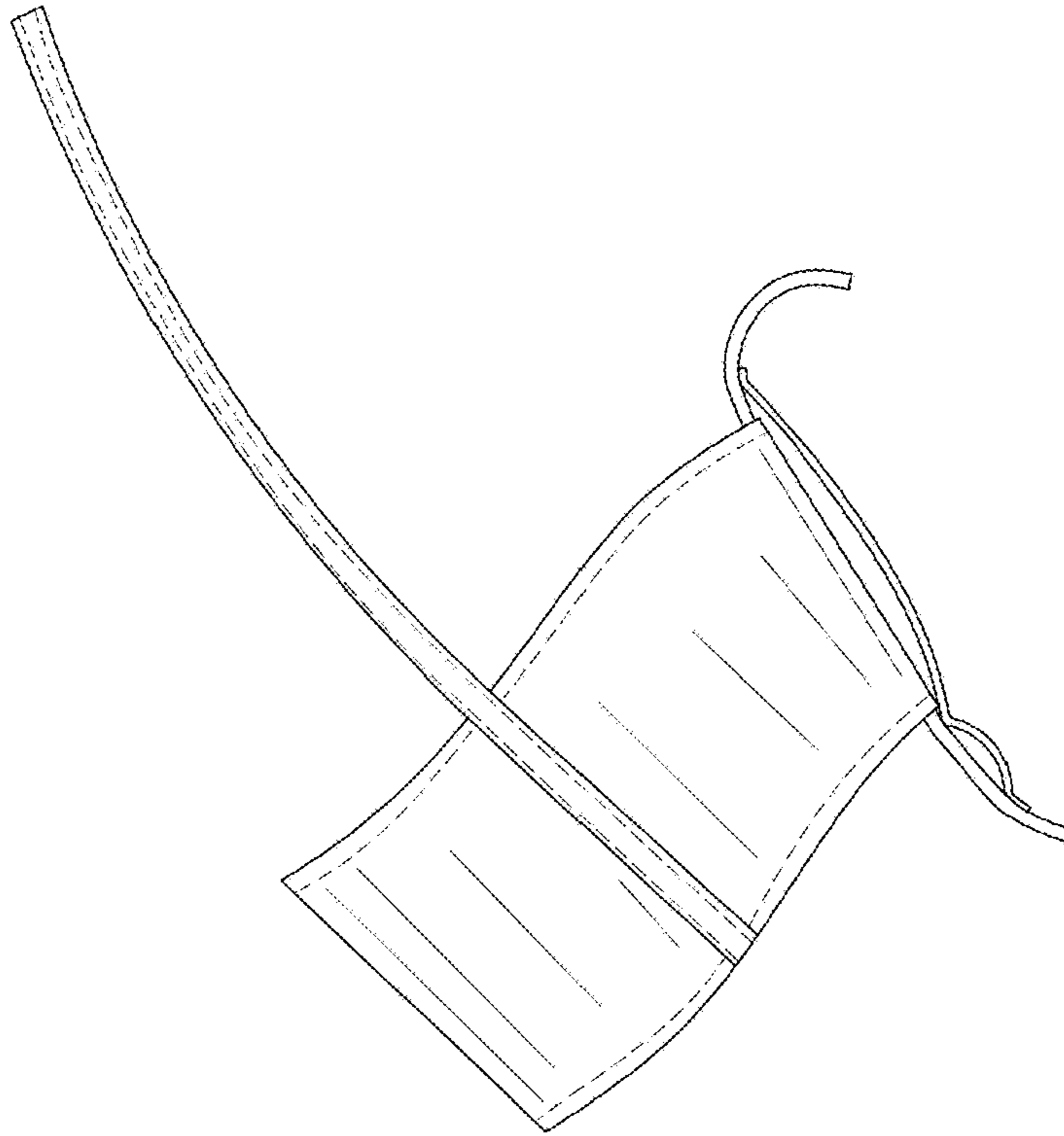


FIG. 4

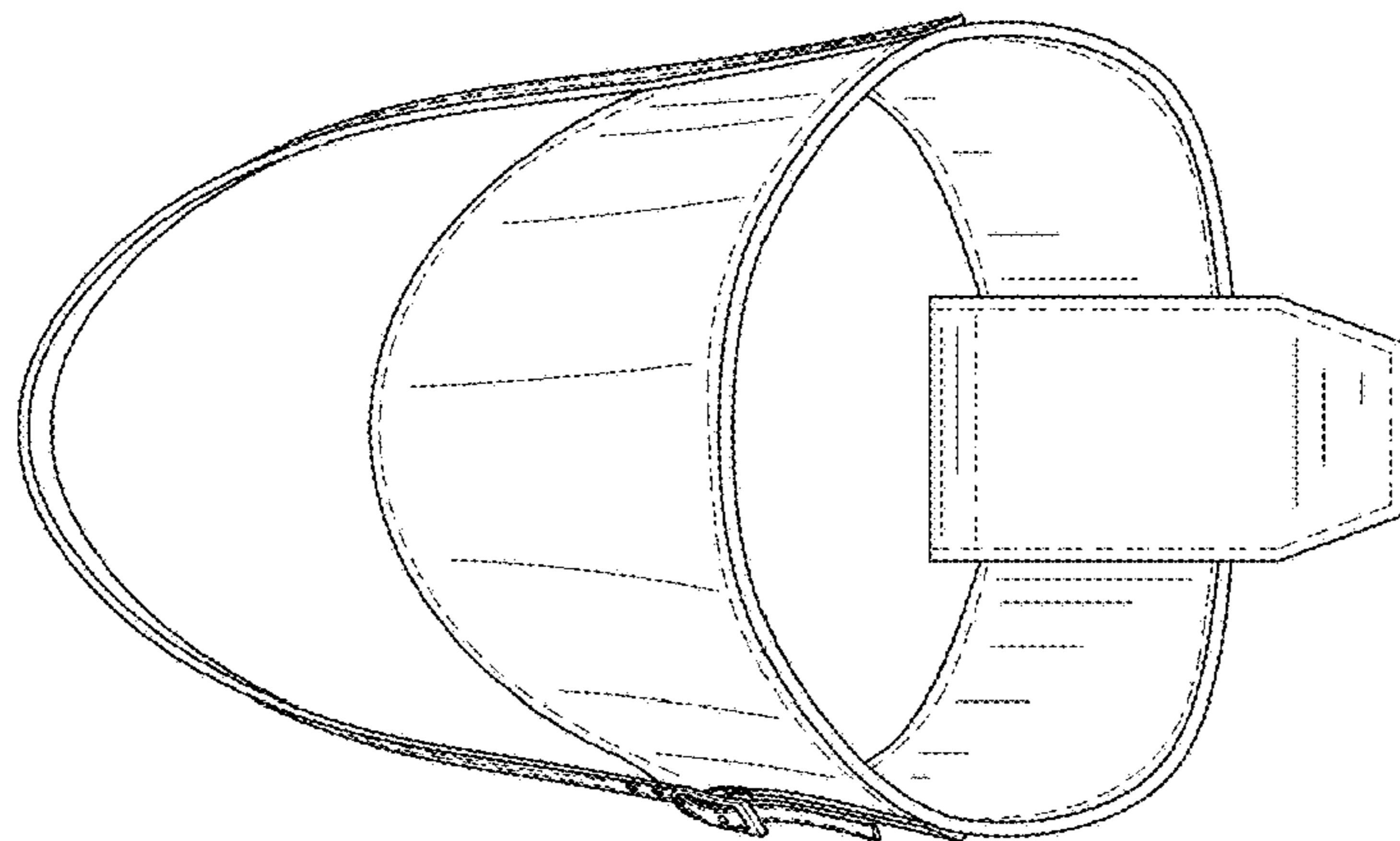


FIG. 3

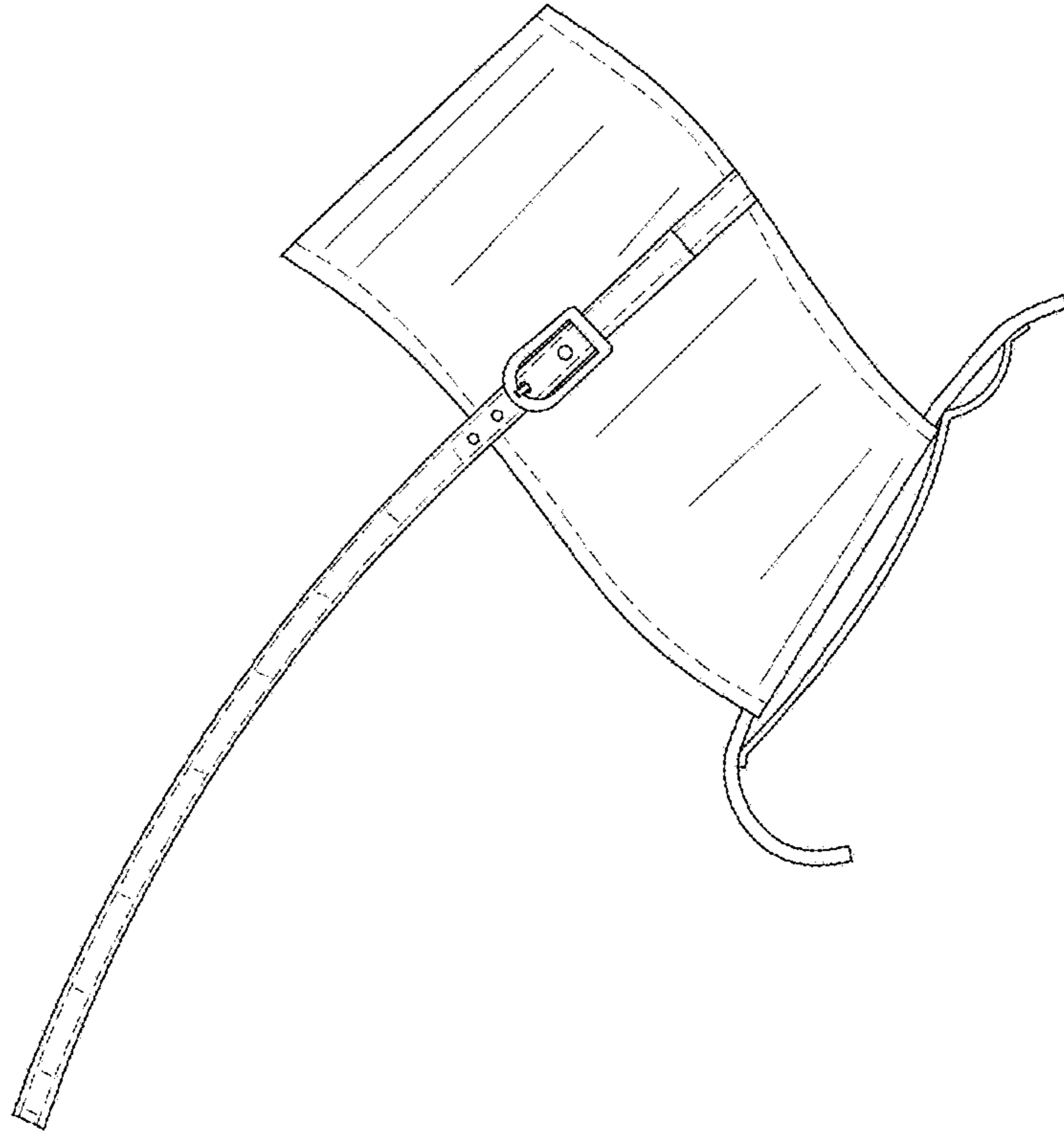


FIG. 5

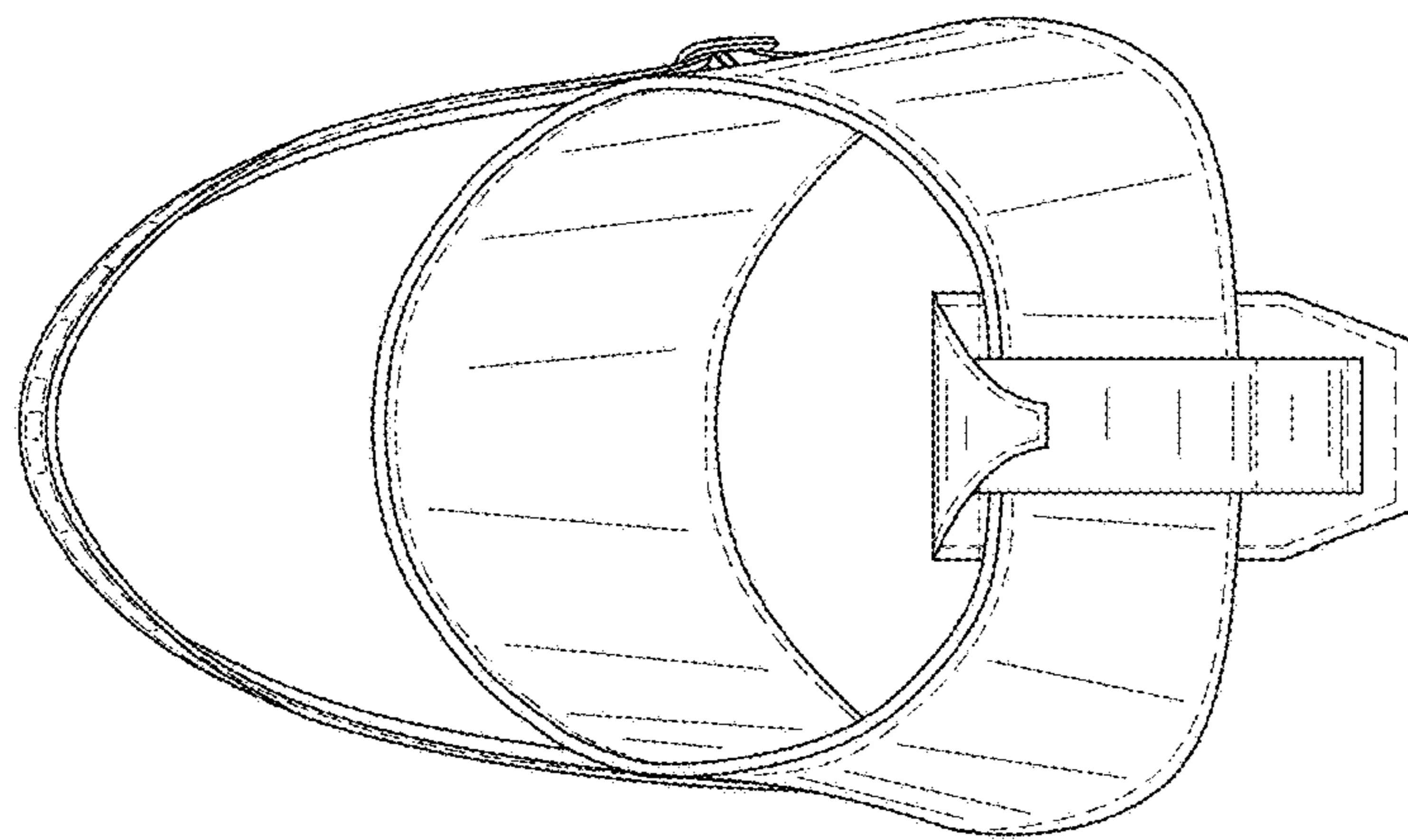


FIG. 6

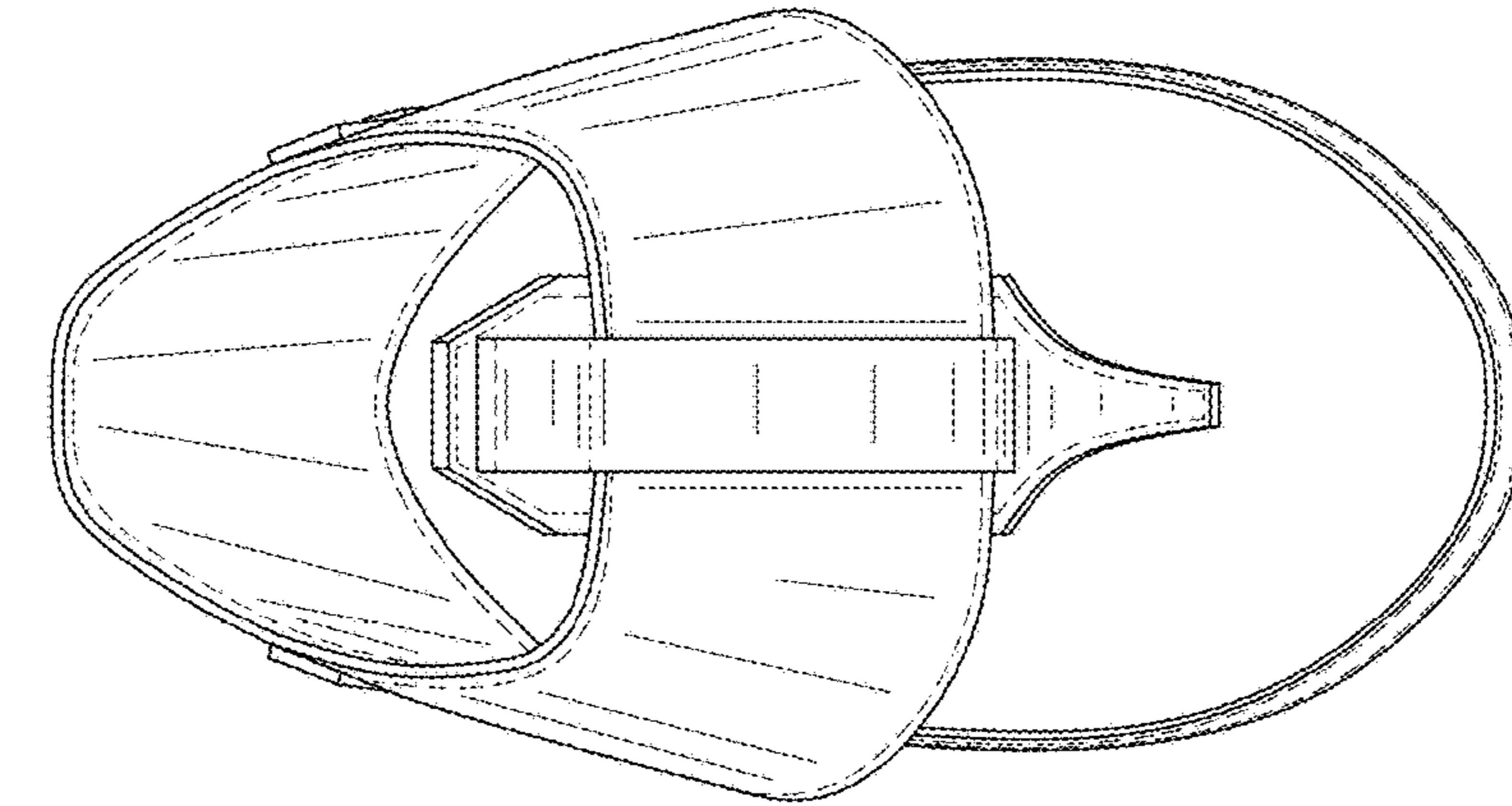


FIG. 8

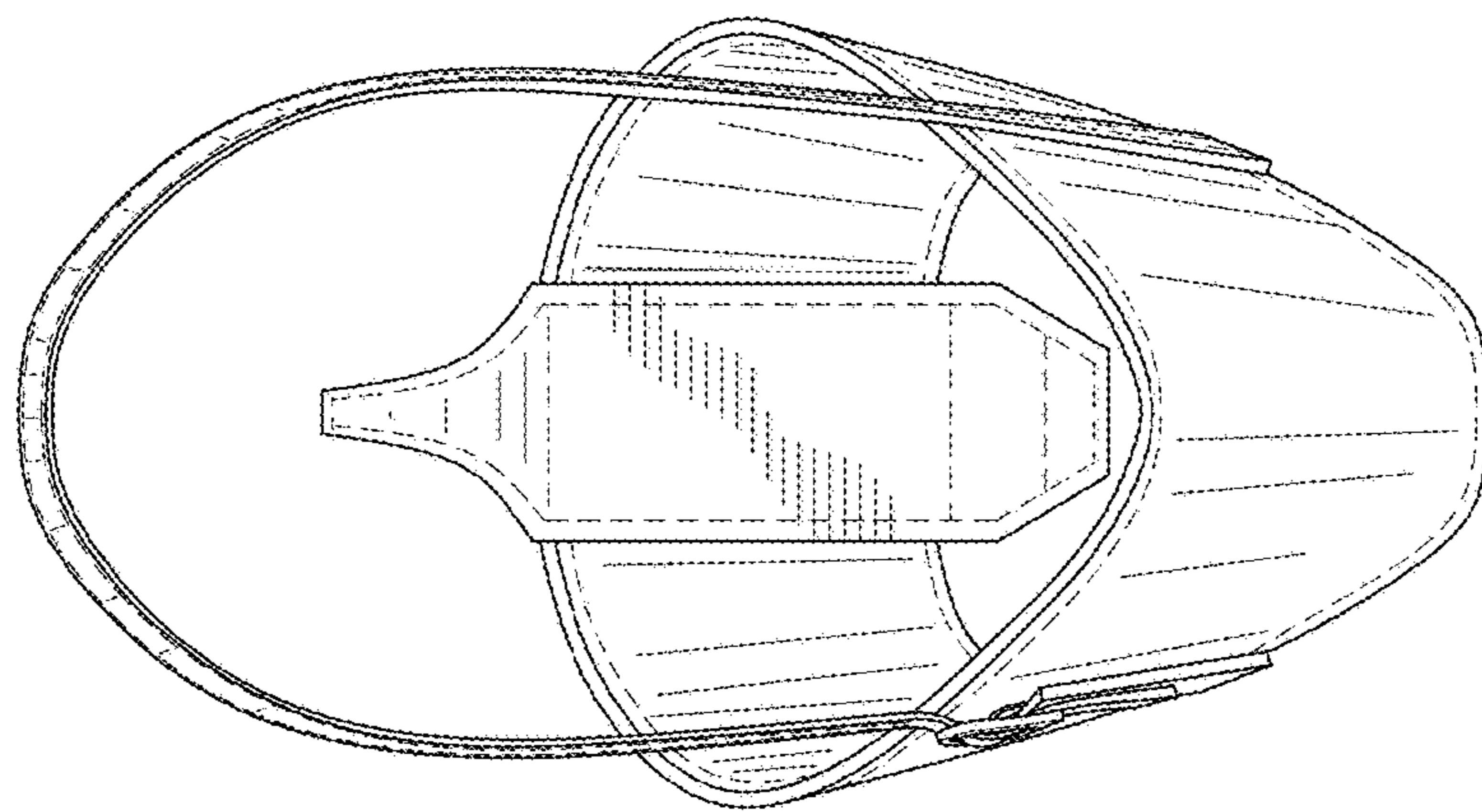


FIG. 7