



US00D851368S

(12) **United States Design Patent**  
**Fuerst, Sr.**

(10) **Patent No.:** **US D851,368 S**  
(45) **Date of Patent:** **\*\* Jun. 18, 2019**

- (54) **FOOTWEAR ARTICLE**
- (71) Applicant: **Fuerst Group, Inc.**, Menlo Park, CA (US)
- (72) Inventor: **Rory Fuerst, Sr.**, Atherton, CA (US)
- (73) Assignee: **Fuerst Group, Inc.**, Menlo Park, CA (US)
- (\*\*) Term: **15 Years**
- (21) Appl. No.: **29/596,212**
- (22) Filed: **Mar. 6, 2017**
- (51) **LOC (11) Cl.** ..... **02-04**
- (52) **U.S. Cl.**  
USPC ..... **D2/916**
- (58) **Field of Classification Search**  
USPC ..... D2/896, 902-908, 923, 946, 969,  
D2/972-974, 900, 916-918  
CPC ... A43B 5/001-5/025; A43B 5/06; A43B 5/04  
See application file for complete search history.

D547,936 S 8/2007 Masullo  
D548,443 S 8/2007 Teteriatnikov  
D560,902 S 2/2008 Gay  
(Continued)

**OTHER PUBLICATIONS**

Allen, R., "Adidas Originals Sets Release Date for NMD Camo Pack," Footwear News Website, Available Online at <http://footwearnews.com/2016/focus/athletic-outdoor/adidas-nmd-r1-primeknit-camo-pack-sneakers-release-date-may-12-220272/>, May 10, 2016, 6 pages.

*Primary Examiner* — Rashida C. Walshon  
(74) *Attorney, Agent, or Firm* — McCoy Russell LLP

(57) **CLAIM**

The ornamental design for a footwear article, as shown and described.

**DESCRIPTION**


FIG. 1 is a left side view of a footwear article according to the present invention.  
FIG. 2 is a right side view of the footwear article of FIG. 1  
FIG. 3 is a front view of the footwear article of FIG. 1.  
FIG. 4 is a back view of the footwear article of FIG. 1.  
FIG. 5 is a top view of the footwear article of FIG. 1.  
FIG. 6 is a bottom view of the footwear article of FIG. 1.  
FIG. 7 is a front and right perspective view of the footwear article of FIG. 1; and,  
FIG. 8 is a back and left perspective view of the footwear article of FIG. 1.  
The broken lines in FIGS. 1-8 illustrate portions of the footwear article that form no part of the claimed design.  
The oblique line shading in FIGS. 1-8 on the sidewall portions and the footwear upper including the side straps, top toecap portion, ankle portion, and heel portion of the footwear article represents translucent surfaces.  
In FIGS. 1-8, the dashed zig-zag stitch lines along the edge piping on the side, ankle and heel strap linings do not form part of the claimed design.

(56) **References Cited**

**U.S. PATENT DOCUMENTS**

D345,245 S *	3/1994	McDonald	.....	D2/969
D351,275 S	10/1994	Hatfield et al.		
D374,551 S *	10/1996	Hatfield	.....	D2/969
D393,360 S *	4/1998	Aveni	.....	D2/972
D447,859 S *	9/2001	Matis	.....	D2/902
D468,898 S	1/2003	Wilson		
D479,392 S	9/2003	Hillyer		
D482,858 S	12/2003	Hillyer		
D496,527 S *	9/2004	Roulo	.....	D2/972
D500,408 S *	1/2005	Rask	.....	D2/972
D513,361 S	1/2006	Teriatnikov		
D515,800 S	2/2006	Bertholon		
D528,270 S	9/2006	Keen		
D528,771 S	9/2006	Lupo		
D538,522 S	3/2007	Keen		

**1 Claim, 8 Drawing Sheets**



(56)

**References Cited**

U.S. PATENT DOCUMENTS

D577,481 S	*	9/2008	Teteriatnikov .....	D2/969
D583,544 S		12/2008	Fuerst	
D594,512 S		6/2009	Richards et al.	
D628,784 S	*	12/2010	Joseph .....	D2/916
D654,668 S		2/2012	Van Zyll De Jong et al.	
D688,862 S	*	9/2013	Young .....	D2/972
D692,225 S		10/2013	Madore	
D698,532 S	*	2/2014	Mochen .....	D2/902
D700,767 S		3/2014	Parrett	
D700,769 S		3/2014	Parrett	

\* cited by examiner

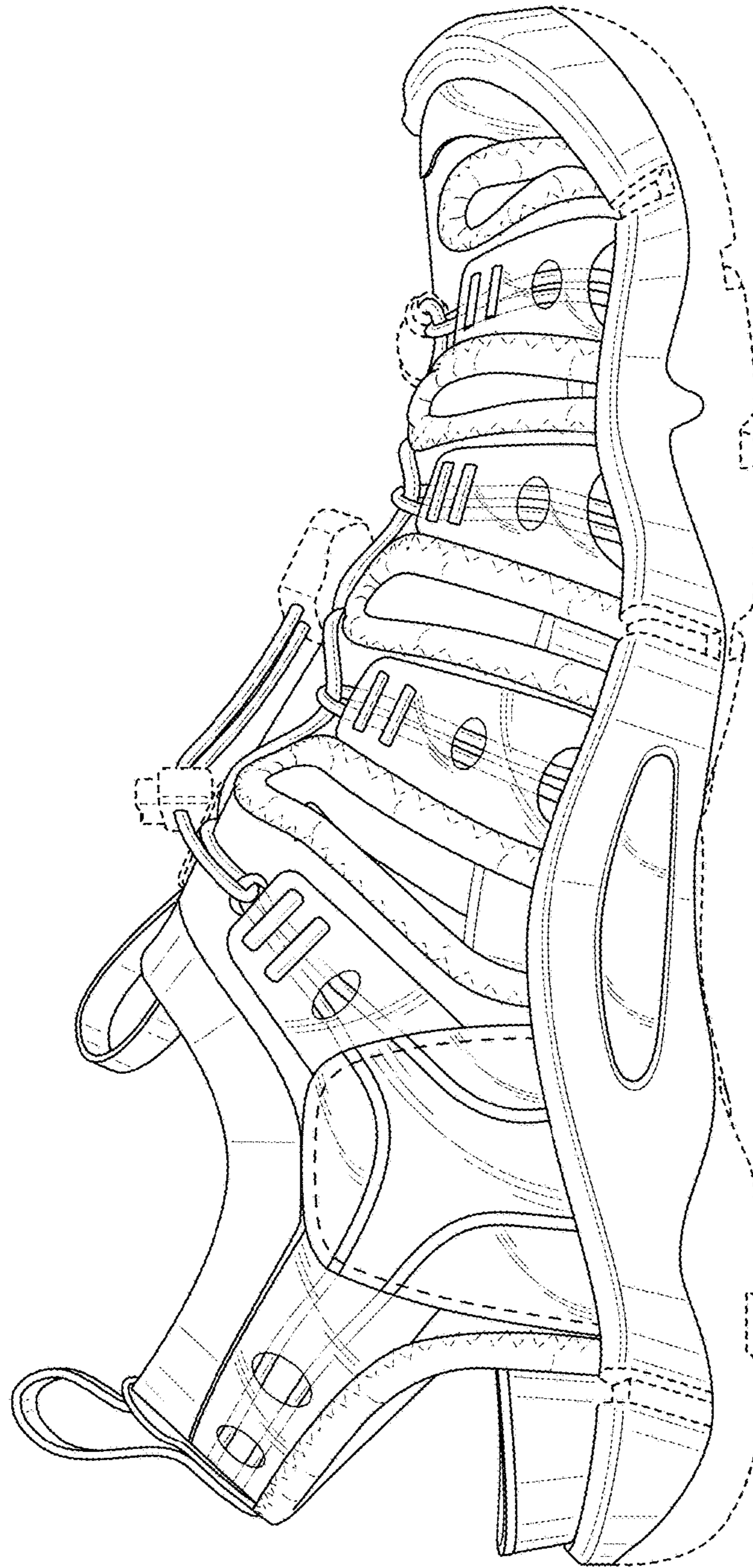


FIG. 1

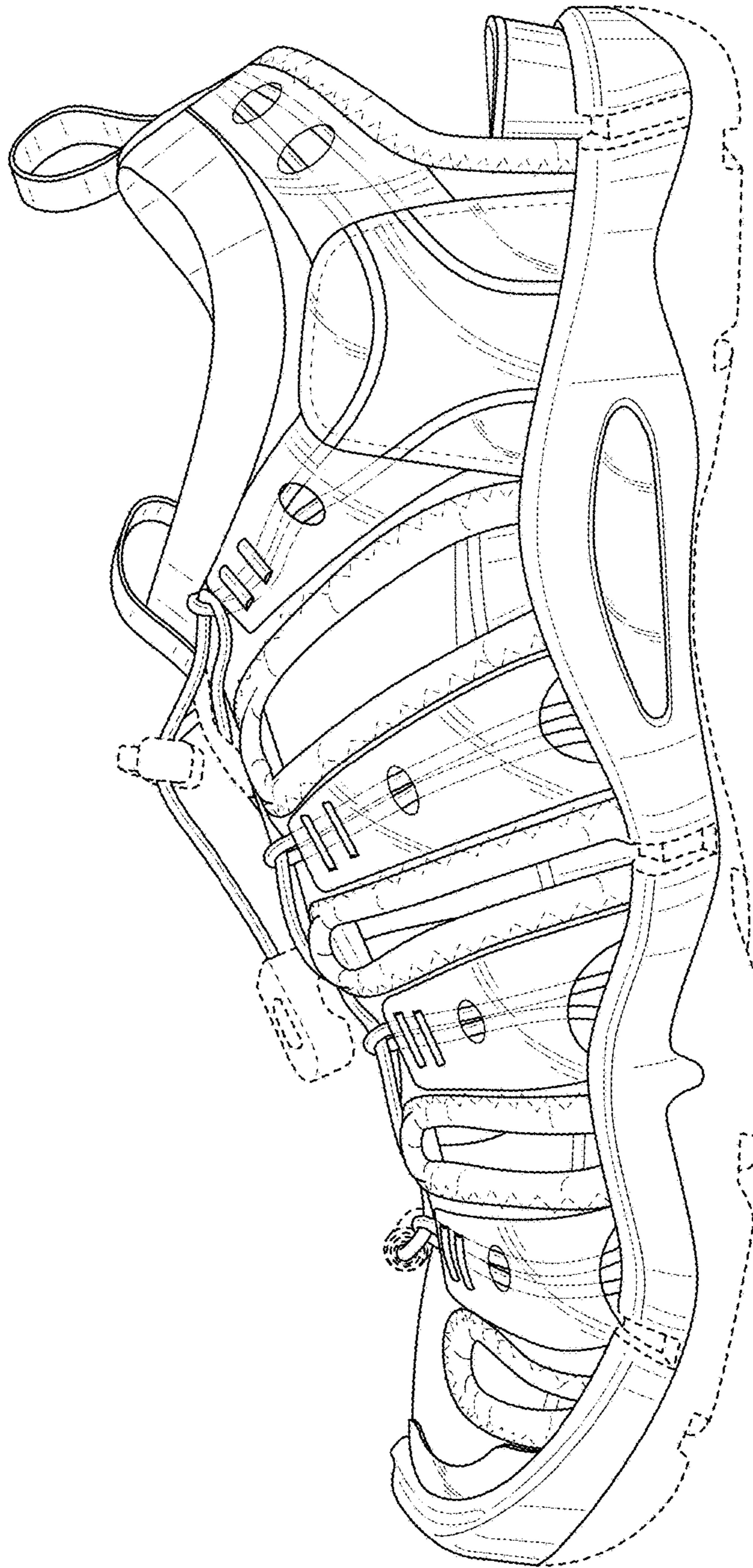


FIG. 2

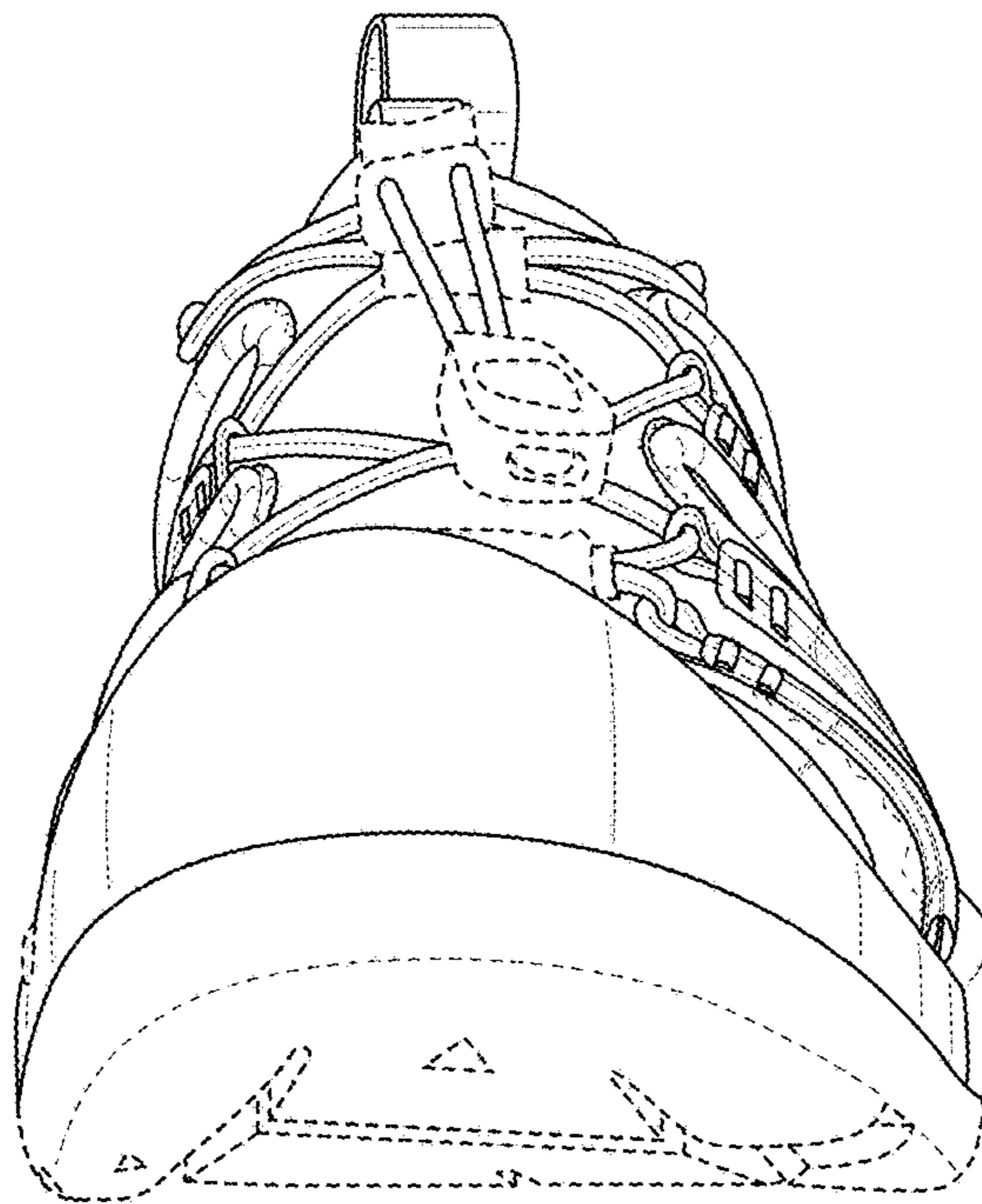


FIG. 3

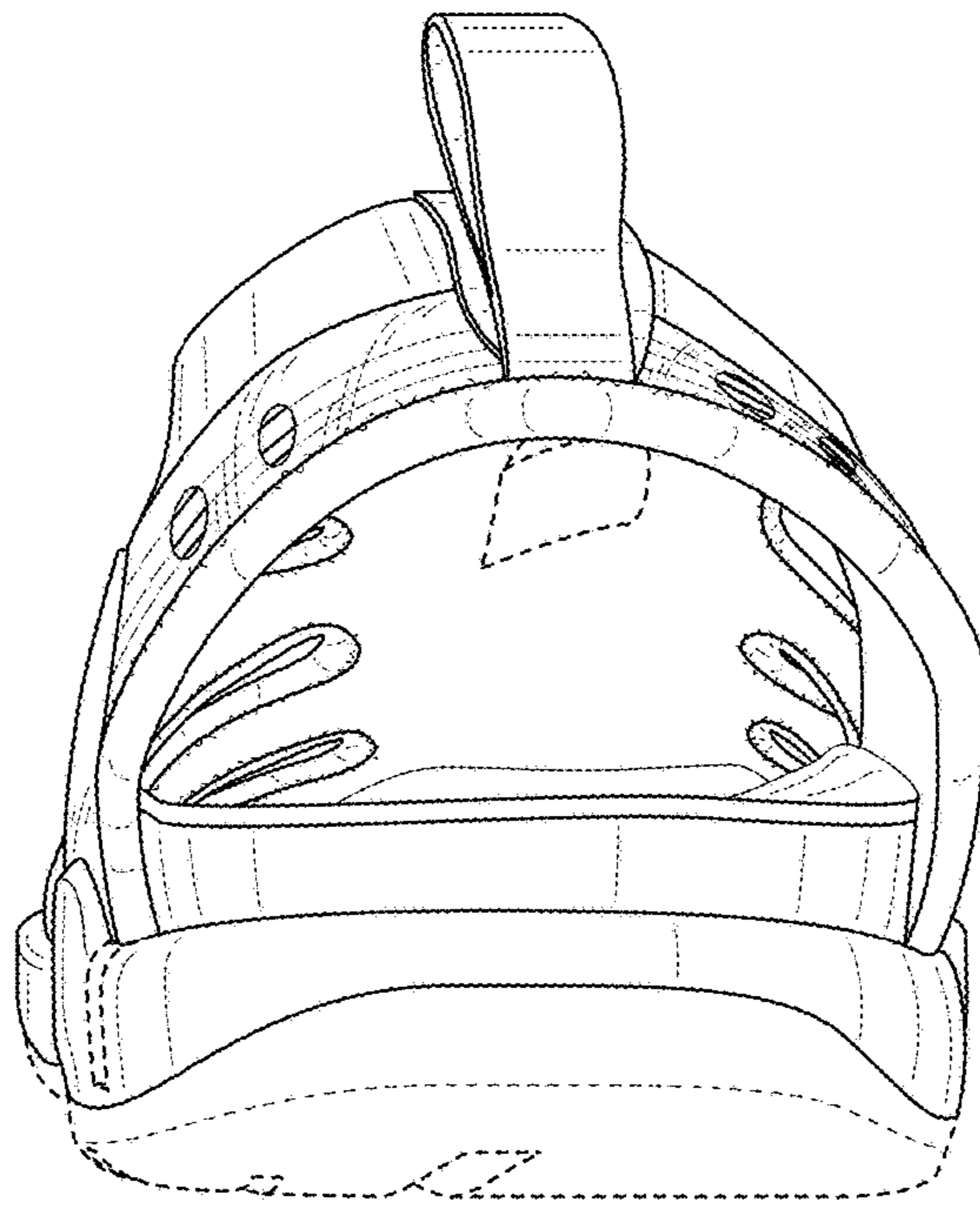


FIG. 4

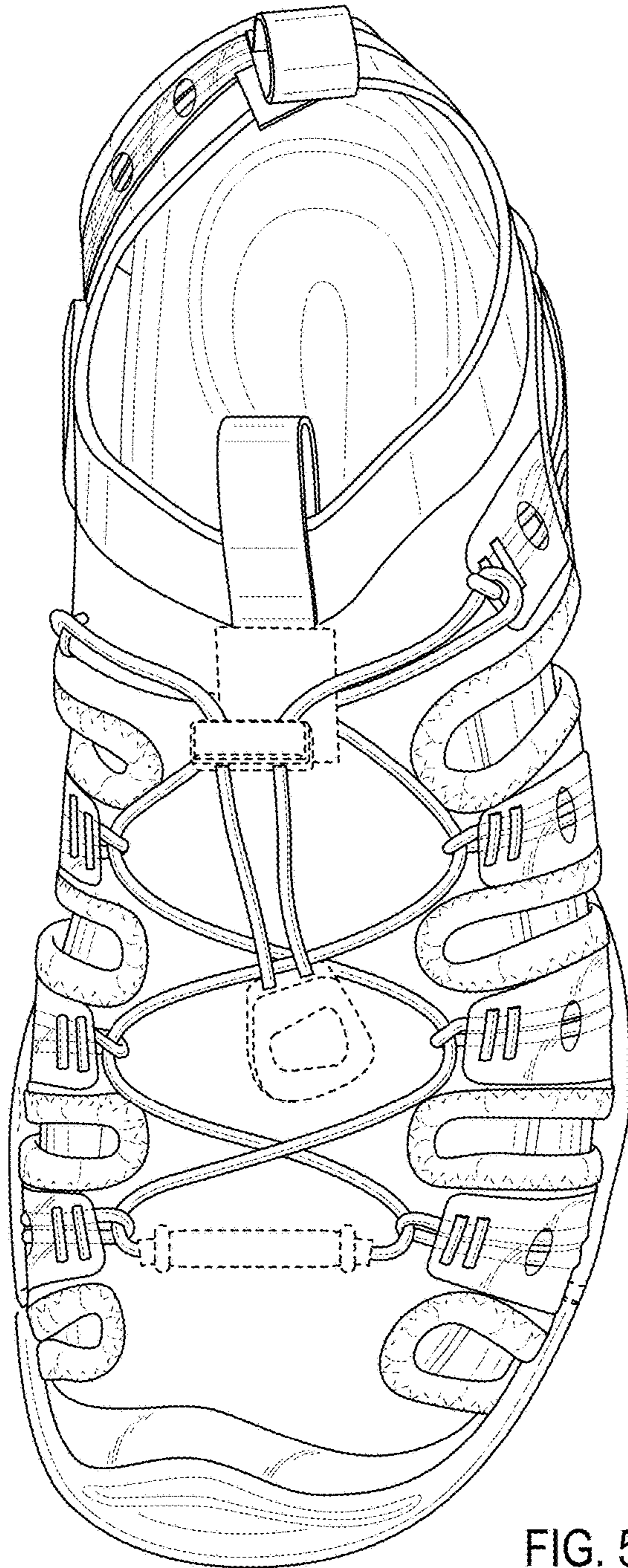


FIG. 5

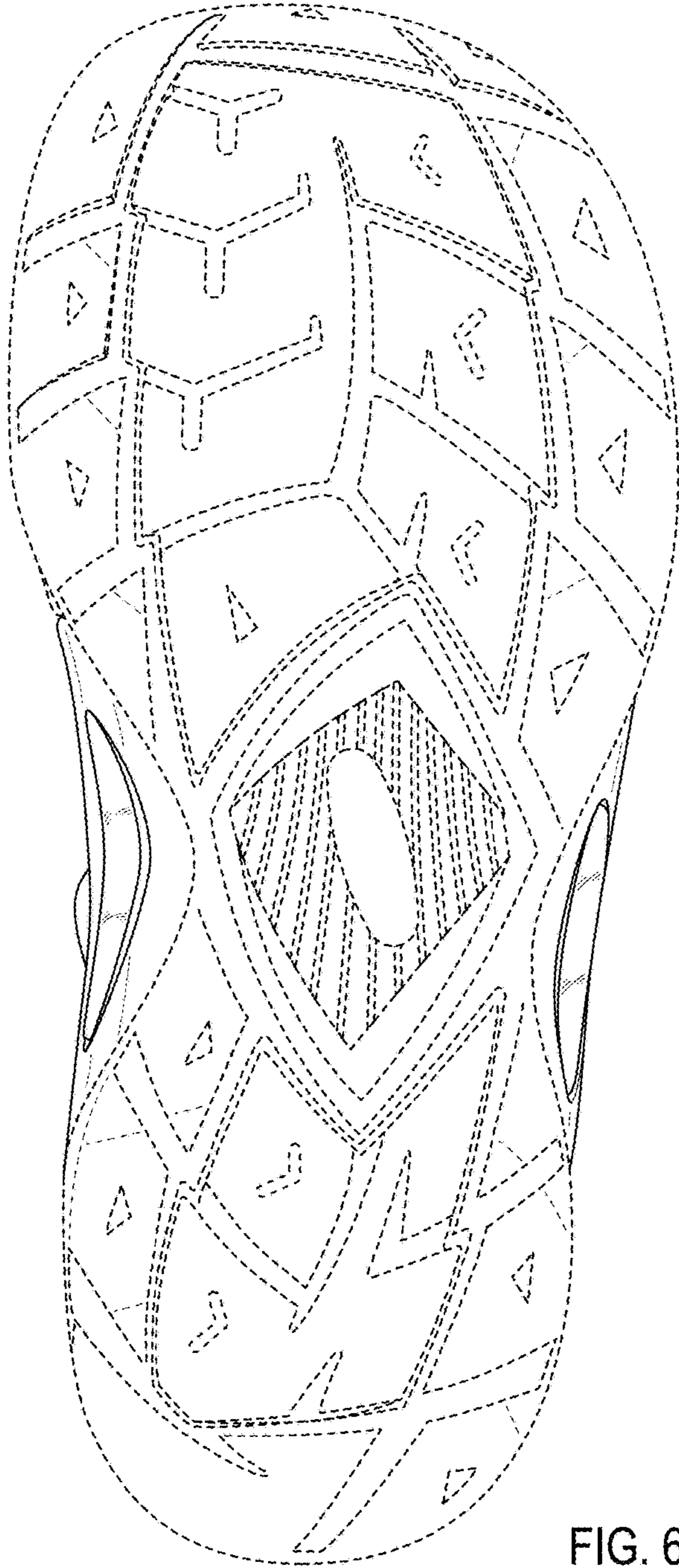


FIG. 6



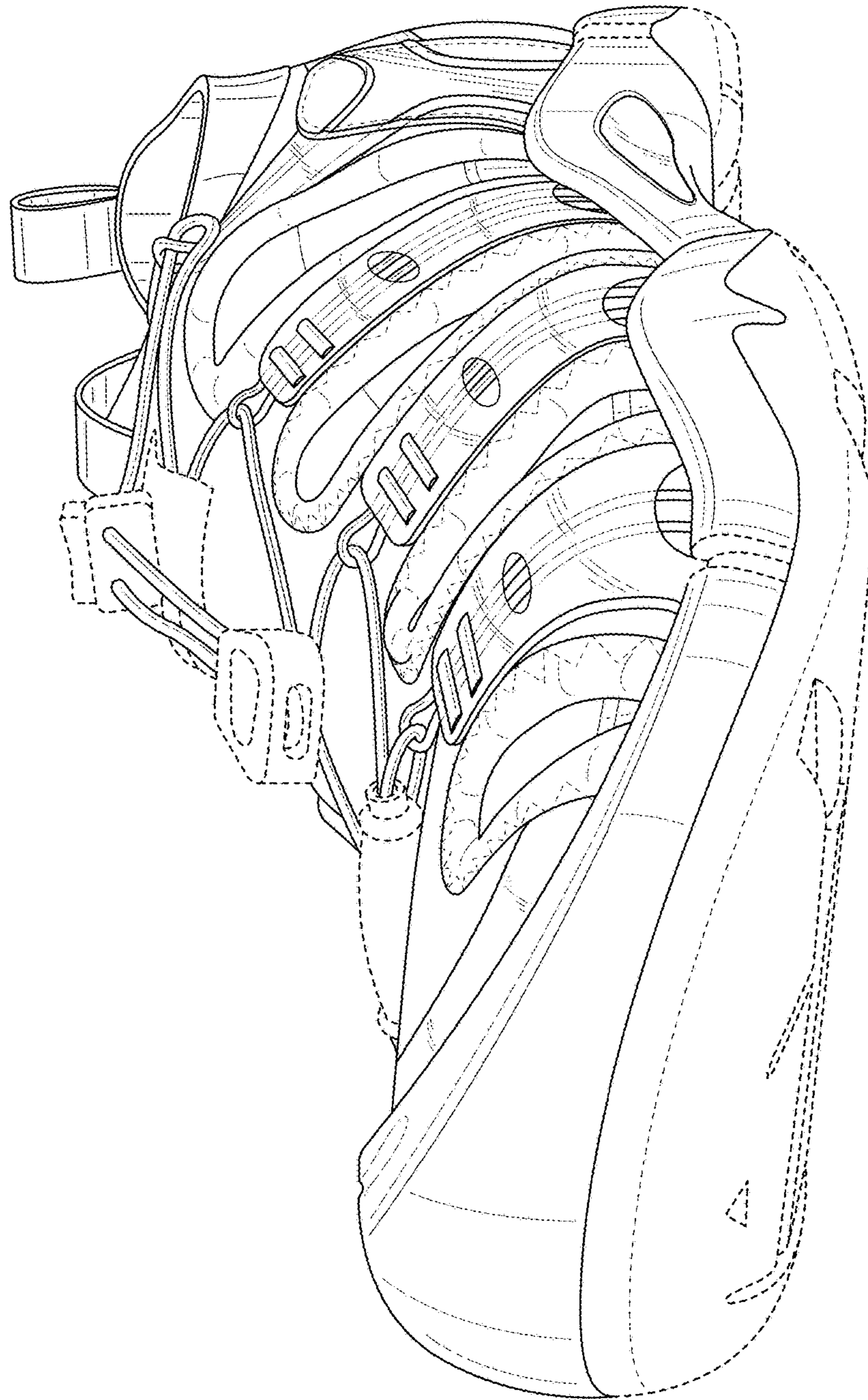


FIG. 7

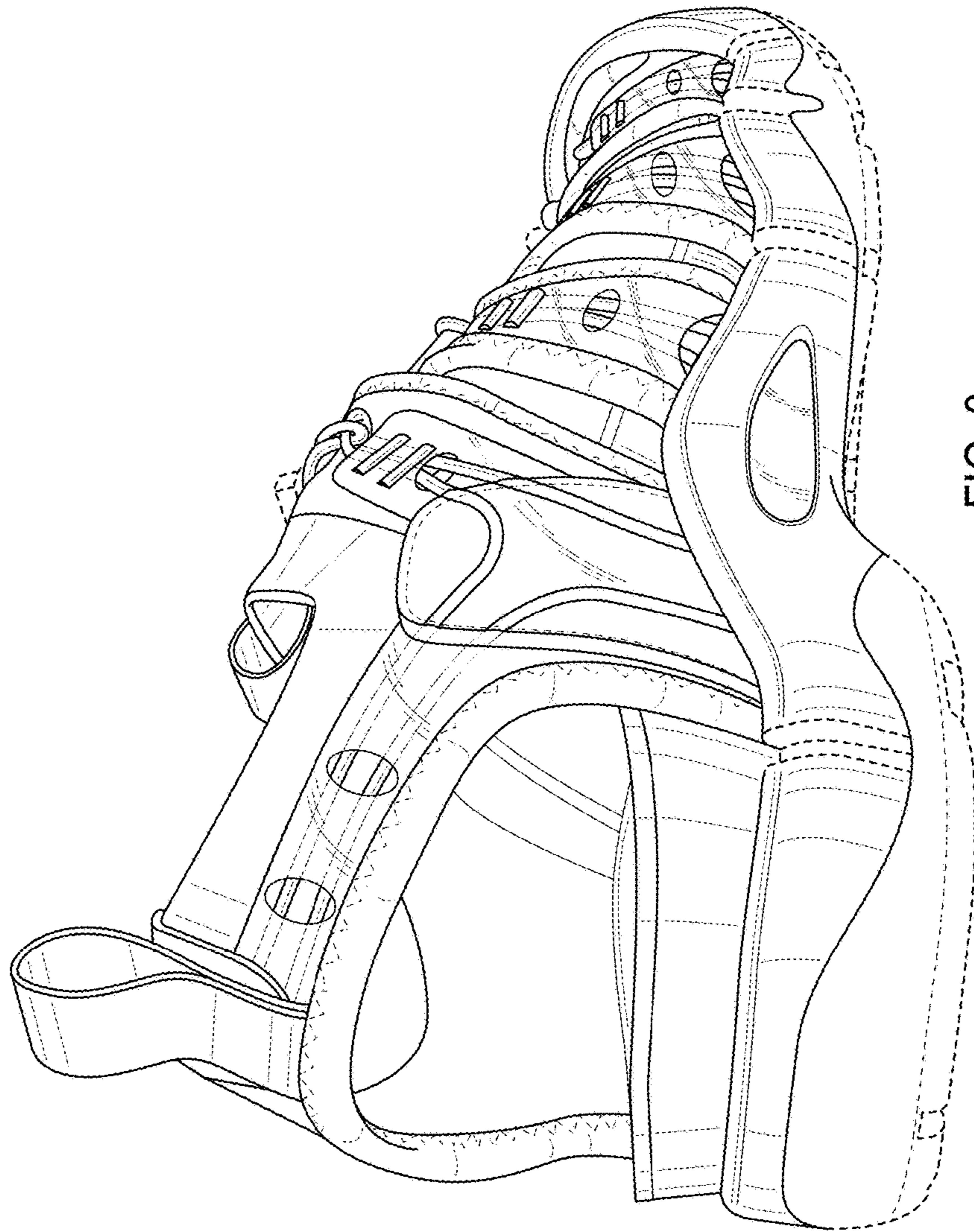


FIG. 8