



US00D851355S

(12) **United States Design Patent** (10) **Patent No.:** **US D851,355 S**  
**Fenske et al.** (45) **Date of Patent:** **\*\* Jun. 18, 2019**

(54) **PERFORATED TACO SHELL**

FOREIGN PATENT DOCUMENTS

(71) Applicant: **General Mills, Inc.**, Minneapolis, MN (US)

WO WO 1998/019549 5/1998

(72) Inventors: **John J Fenske**, Shoreview, MN (US); **Shivakumar Elayedath**, Eden Prairie, MN (US); **Sean Igo**, Minnetonka, MN (US); **Andrew David King**, St Neots (GB); **David Morrison Russell**, Sheffield (GB); **Samuel Whitmore**, Cambridge (GB); **Mark Anthony Zentile**, Heidelberg (DE)

OTHER PUBLICATIONS

Mintel, "Small Crisp Unleavened Matzo Bread with Chestnut", retrieved from www.gnpd.com, Jun. 2013.

Primary Examiner — Katie Jane Stofko  
(74) Attorney, Agent, or Firm — Deideriks & Whitelaw, PLC; John L. Crimmins, Esq.

(73) Assignee: **General Mills, Inc.**, Minneapolis, MN (US)

(57) **CLAIM**  
The ornamental design for a perforated taco shell, as shown and described.

(\*\*) Term: **15 Years**

**DESCRIPTION**

(21) Appl. No.: **29/638,498**

(22) Filed: **Feb. 27, 2018**

(51) **LOC (11) Cl.** ..... **01-01**

(52) **U.S. Cl.**  
USPC ..... **D1/122**

(58) **Field of Classification Search**  
USPC ..... D1/100–130, 199; D7/504, 509, 510, D7/523, 524, 555, 566, 568, 584–587,  
(Continued)

FIG. 1 is a perspective view of a perforated taco shell according to an embodiment of the present design; FIG. 2 is a front elevational view of the perforated taco shell, with the rear view being a mirror image thereof; FIG. 3 is a top view of the perforated taco shell; FIG. 4 is a bottom view of the perforated taco shell; FIG. 5 is right side elevational view of the perforated taco shell, with the left side view being a mirror image thereof; FIG. 6 is a perspective view of a perforated taco shell according to another embodiment of the present design; FIG. 7 is a front elevational view of the perforated taco shell of FIG. 6, with the rear view being a mirror image thereof; FIG. 8 is a top view of the perforated taco shell of FIG. 6; FIG. 9 is a bottom view of the perforated taco shell of FIG. 6; and, FIG. 10 is right side elevational view of the perforated taco shell of FIG. 6, with the left side view being a mirror image thereof.

(56) **References Cited**

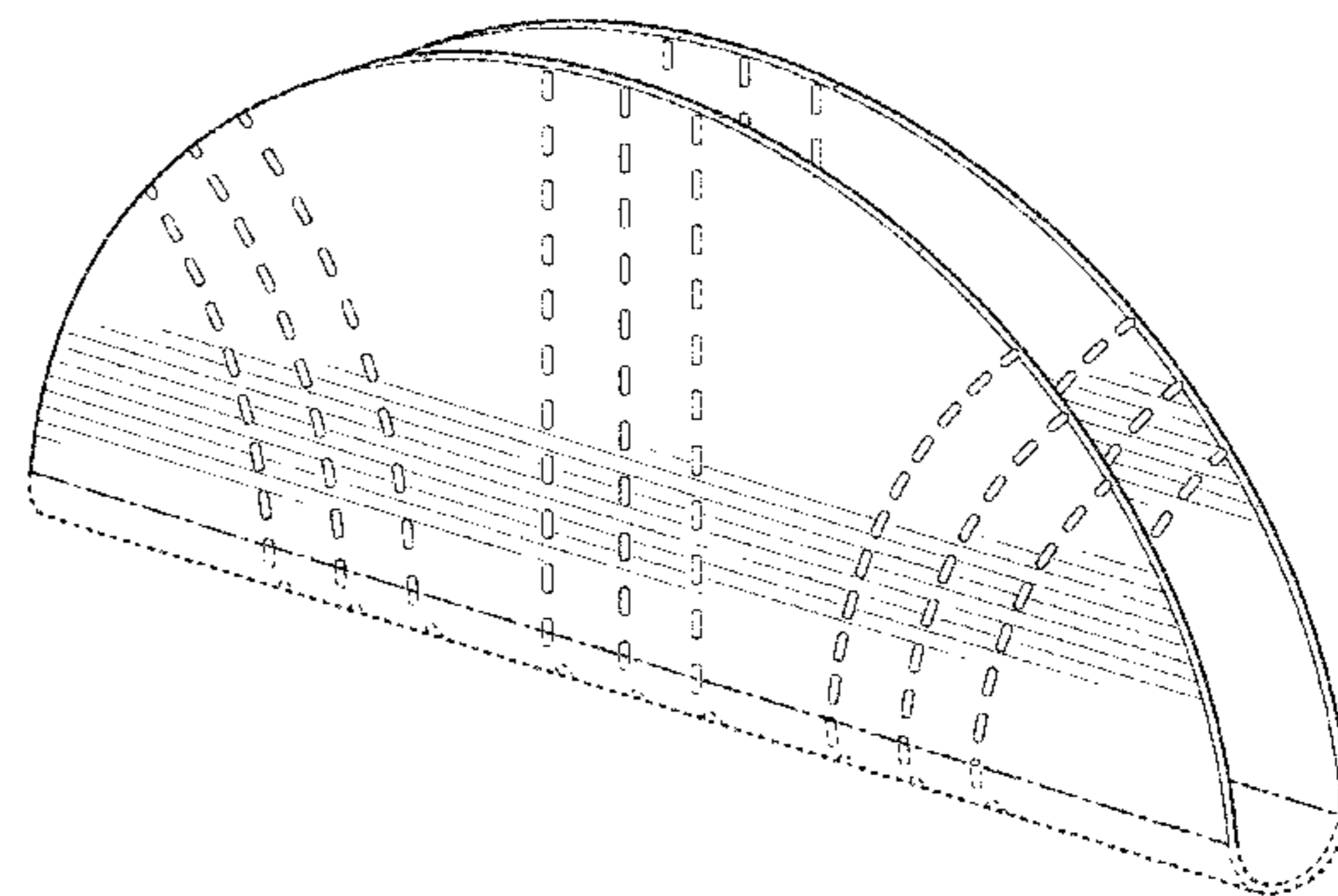
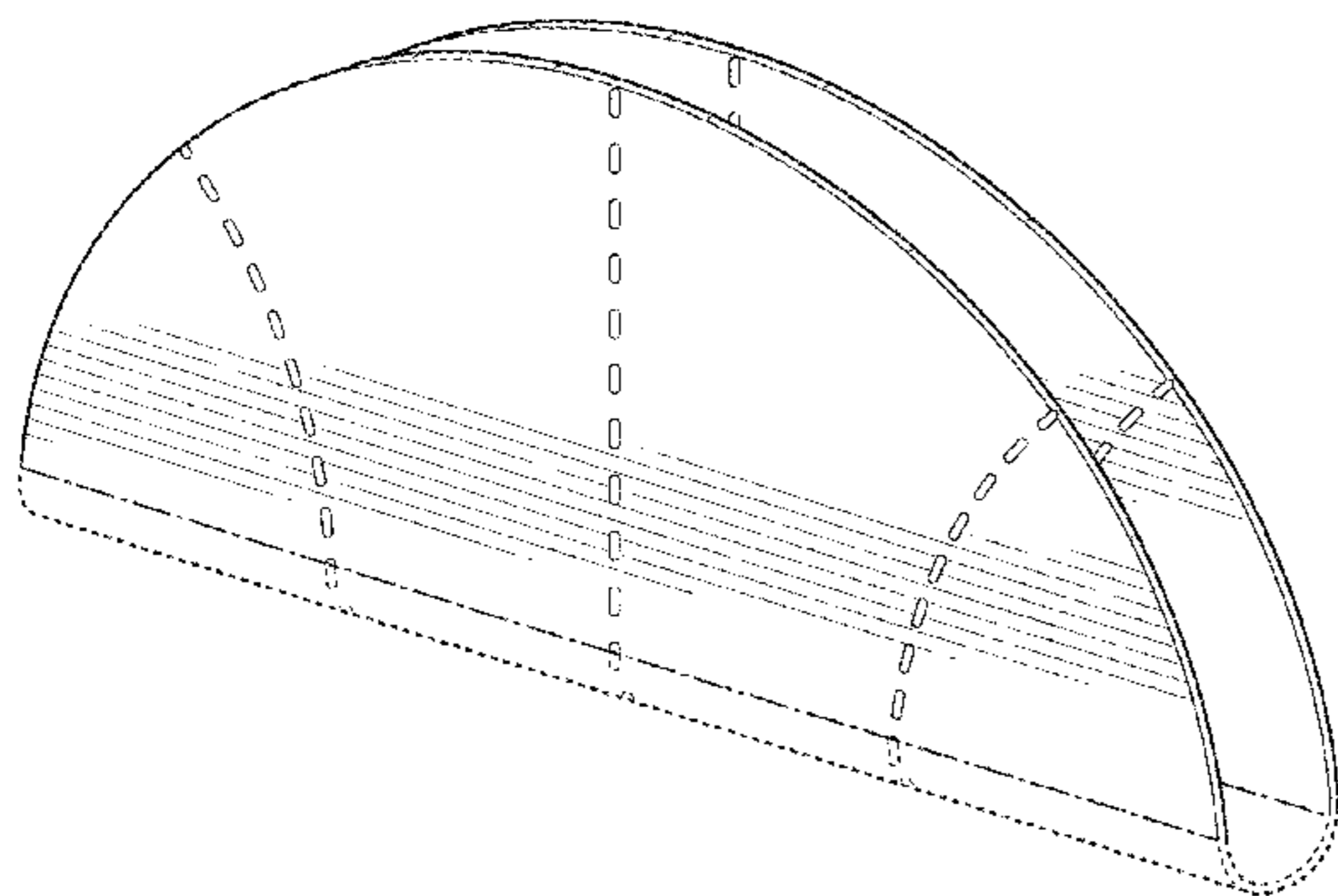
U.S. PATENT DOCUMENTS

D166,238 S \* 3/1952 Bedinger ..... D28/80  
2,847,933 A \* 8/1958 Pate ..... A47J 37/1295  
24/327

The evenly-spaced broken lines shown in FIGS. 1-10 illustrate portions of the perforated taco shell that form no part of the claimed design. The dash-dot broken lines in FIGS. 1, 2, 6 and 7 illustrate the boundary of the claimed design that forms no part thereof.

(Continued)

**1 Claim, 6 Drawing Sheets**



# US D851,355 S

Page 2

(58) **Field of Classification Search**

USPC ..... D7/602, 672, 601, 629, 653, 654;  
D21/386; D19/90, 91; 426/92, 94, 95,  
426/99, 101, 138-139, 143, 279, 282,  
426/283, 391, 514; D11/146, 151, 154;  
D14/480.5, 484.1  
CPC ..... A21D 13/0025; A21D 13/0029; A21D  
13/0074; A21D 13/0022; A21D 13/0006;  
A23L 1/1641; A23L 1/005  
See application file for complete search history.

(56) **References Cited**

U.S. PATENT DOCUMENTS

3,020,826 A \* 2/1962 Silva ..... A47J 37/1295  
24/551  
3,511,172 A \* 5/1970 Jones ..... A47J 43/18  
249/120

3,693,537 A \* 9/1972 Johnson ..... A47J 43/18  
99/426  
3,880,069 A 4/1975 Moline  
D282,338 S \* 1/1986 Putt ..... D7/504  
4,653,645 A \* 3/1987 Thomas ..... A47G 19/30  
206/549  
5,364,016 A \* 11/1994 Capy ..... B65D 65/12  
229/107  
D377,584 S \* 1/1997 Cherney ..... D7/504  
D395,201 S \* 6/1998 Cherney ..... D7/504  
D569,078 S \* 5/2008 Gottenbusch ..... D1/125  
D677,884 S \* 3/2013 Shyr ..... D3/234  
8,513,571 B2 8/2013 Gonzalez  
D770,243 S \* 11/2016 Esquivel ..... D7/504  
2004/0175469 A1 9/2004 Janecka  
2010/0227024 A1 9/2010 Flores  
2014/0093624 A1 4/2014 Trevino  
2017/0258098 A1 9/2017 Vogler

\* cited by examiner

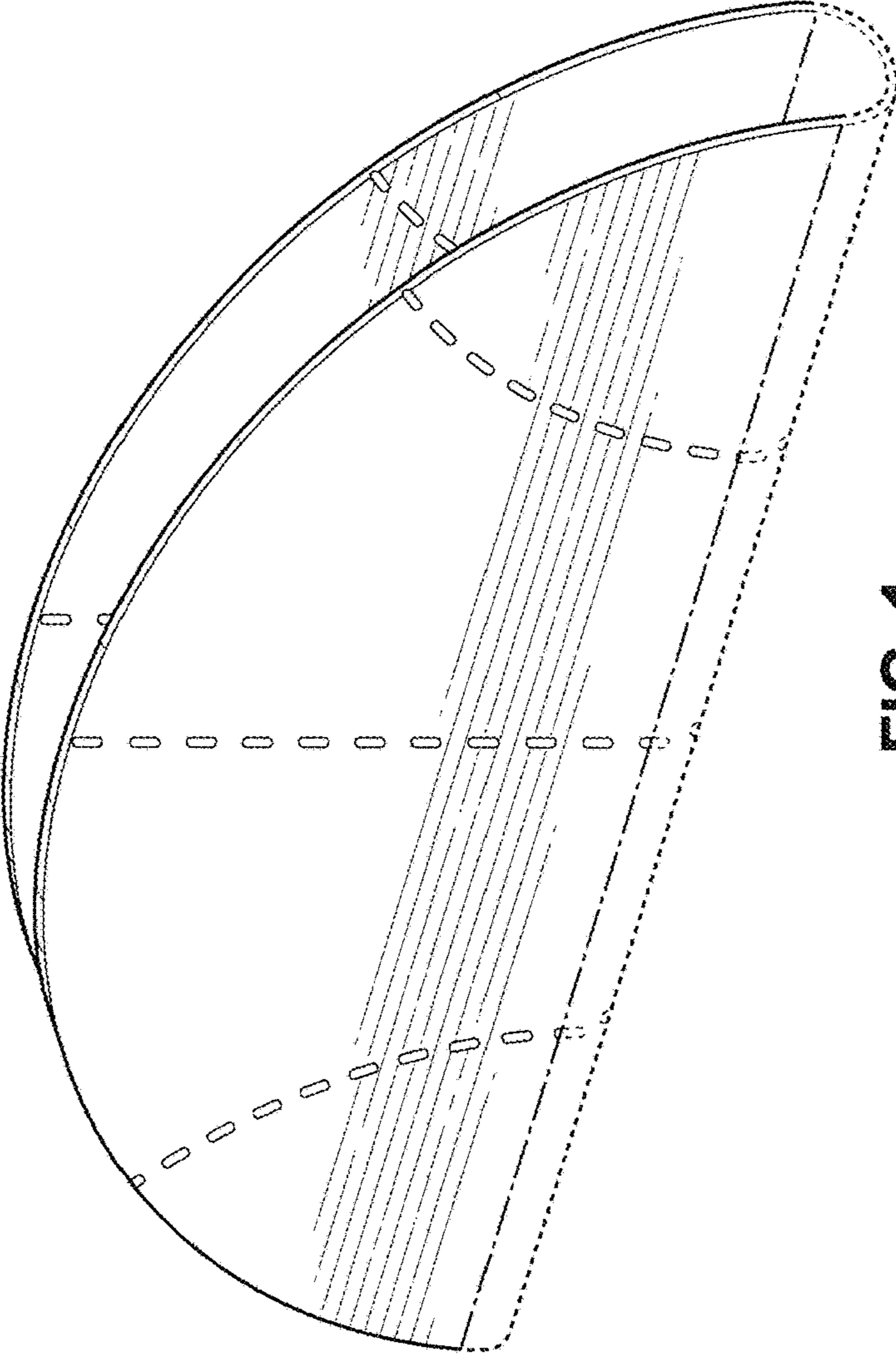


FIG. 1

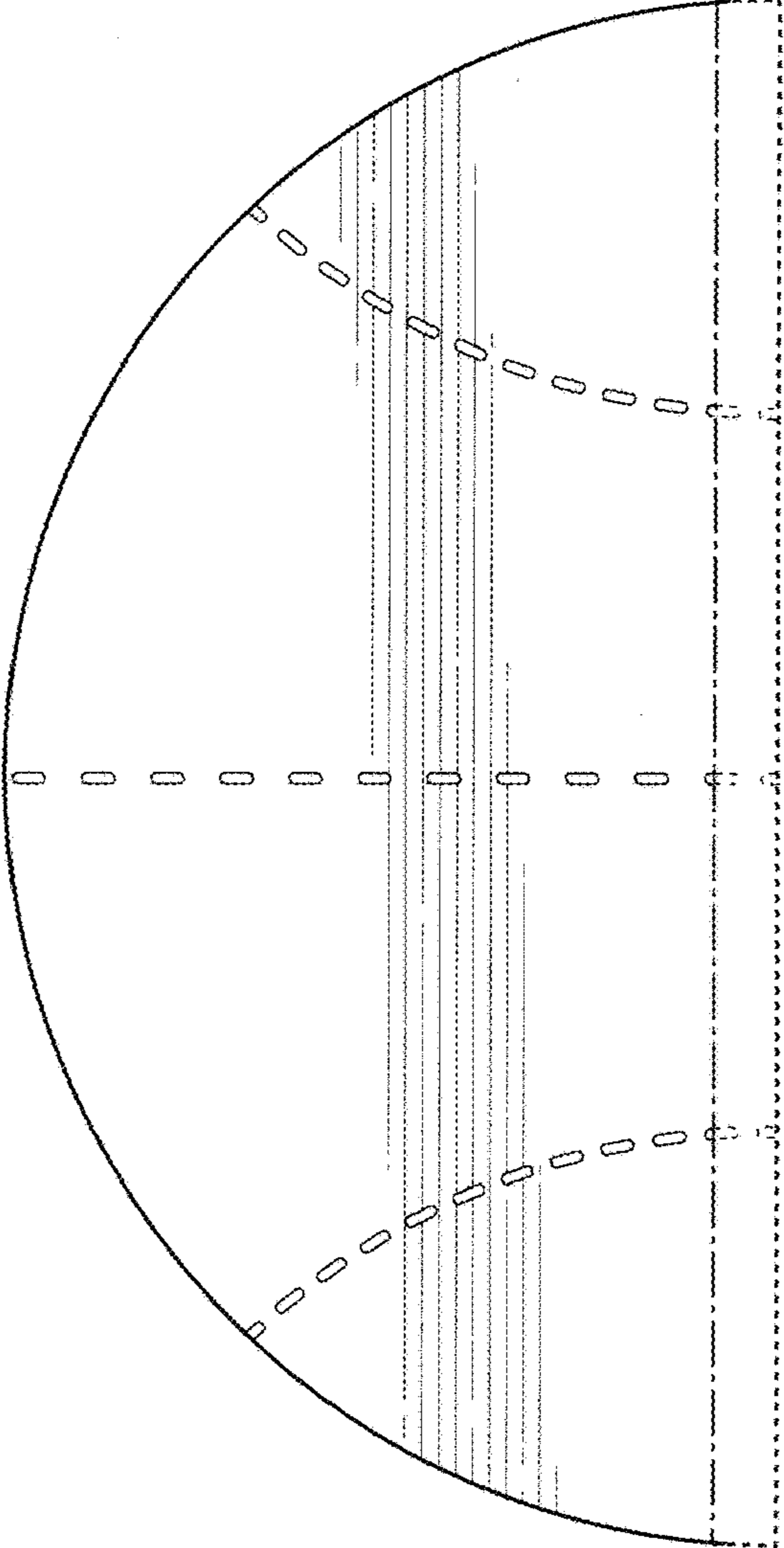


FIG. 2



FIG. 3




FIG. 4



FIG. 5

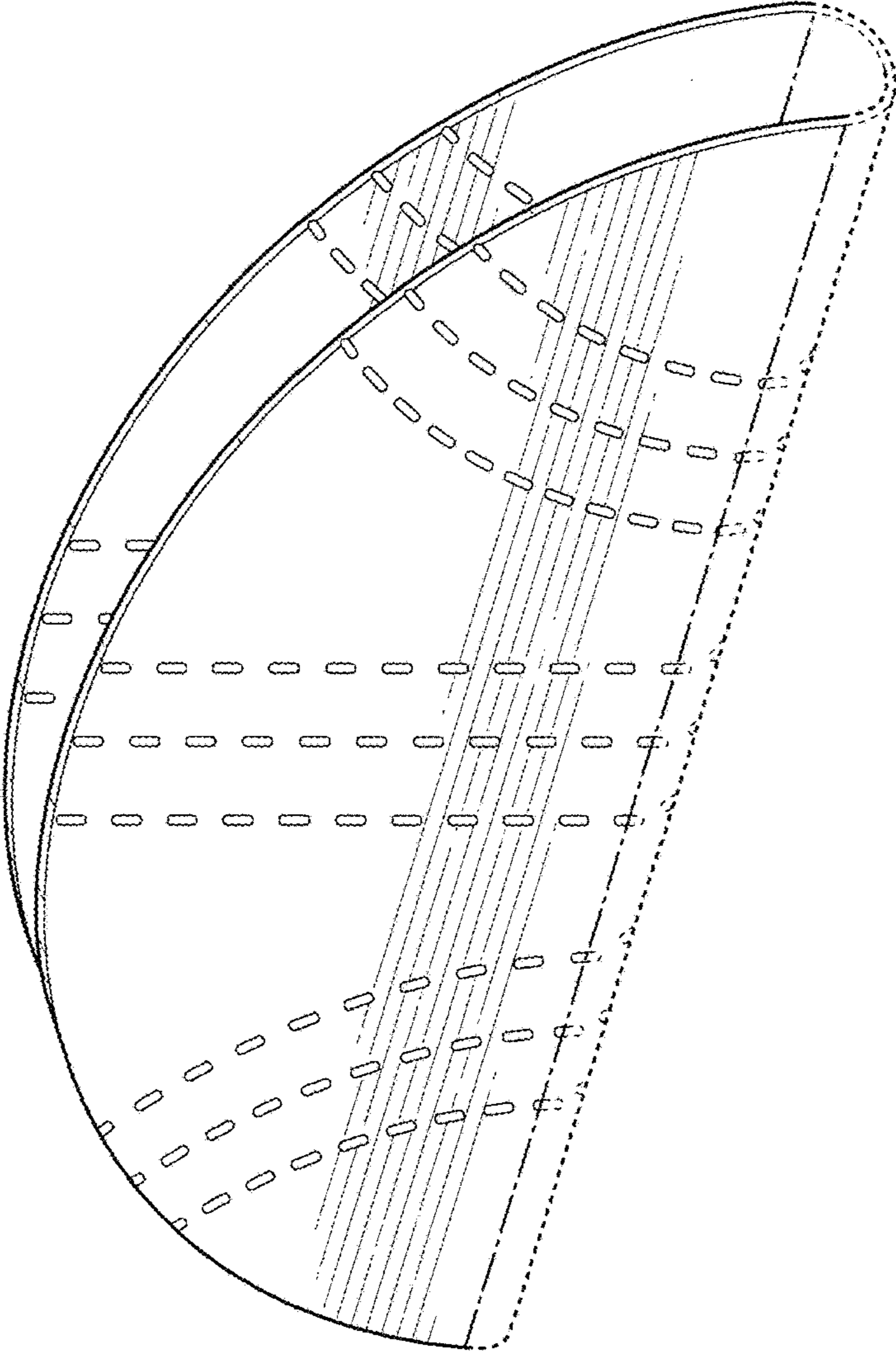


FIG. 6

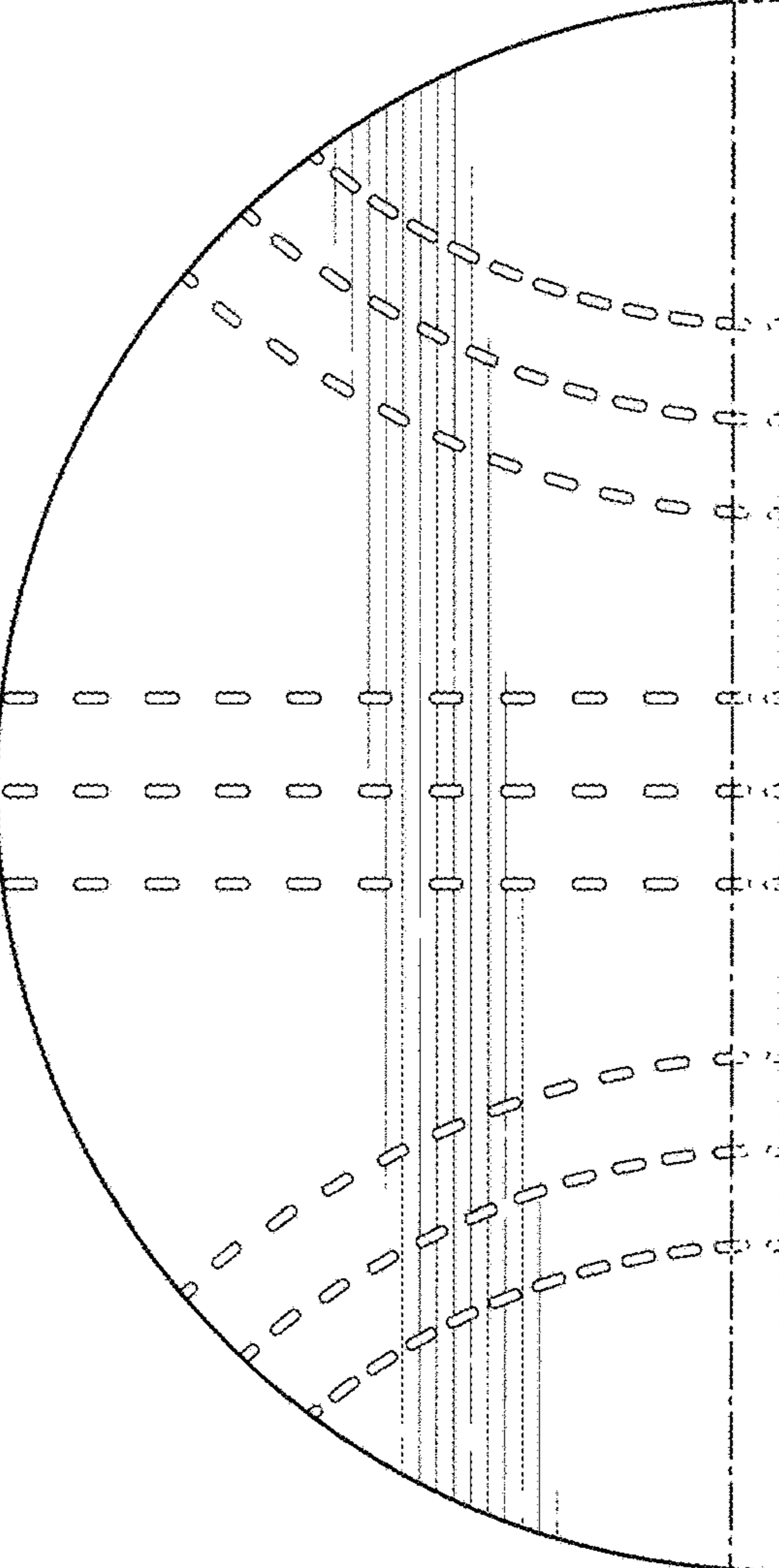


FIG. 7

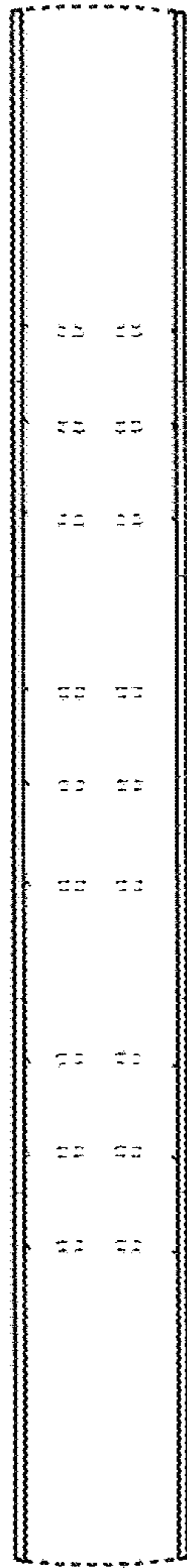


FIG. 8

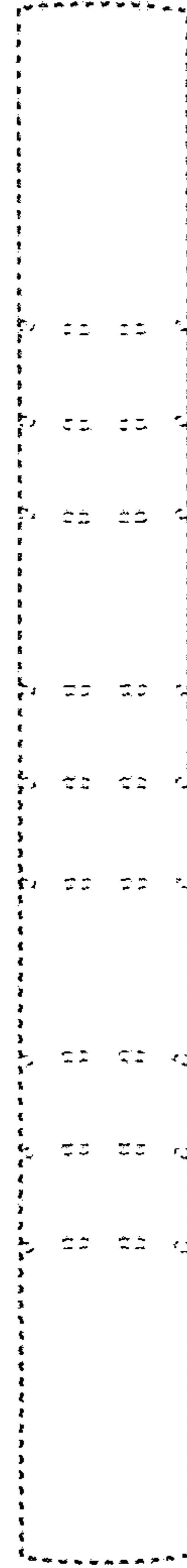


FIG. 9



FIG. 10