



US00D851327S

(12) **United States Design Patent**  
**Morelock et al.**

(10) **Patent No.:** **US D851,327 S**

(45) **Date of Patent:** **\*\* Jun. 11, 2019**

(54) **MOTORCYCLE TURN SIGNAL REFLECTOR**

(71) Applicant: **Custom Dynamics LLC**, Youngsville, NC (US)

(72) Inventors: **David Morelock**, Escondido, CA (US);  
**Travis Downing**, Carlsbad, CA (US)

(73) Assignee: **CUSTOM DYNAMICS LLC**, Youngsville, NC (US)

(\*\*) Term: **15 Years**

(21) Appl. No.: **29/635,147**

(22) Filed: **Jan. 29, 2018**

(51) **LOC (11) Cl.** ..... **26-99**

(52) **U.S. Cl.**  
USPC ..... **D26/139**

(58) **Field of Classification Search**  
USPC ..... D26/28-36, 139  
CPC ..... B60Q 9/13; B60Q 9/135; B60Q 9/1375;  
F21S 48/00; F21S 48/10; F21S 48/115;  
F21S 48/225; F21S 48/1233; F21S  
48/1266; F21S 48/1388; F21S 48/2268;  
F21V 21/04

See application file for complete search history.

(56) **References Cited**

**U.S. PATENT DOCUMENTS**

D499,202 S \* 11/2004 Tsai ..... D26/139  
D513,644 S \* 1/2006 Ruzicka ..... D26/139

D544,641 S \* 6/2007 Elwell ..... D26/139  
D576,765 S \* 9/2008 Song ..... D26/139  
D608,498 S \* 1/2010 Beigel ..... D26/139  
D686,774 S \* 7/2013 McCabe ..... D26/139

\* cited by examiner

*Primary Examiner* — Marcus A Jackson

(74) *Attorney, Agent, or Firm* — Michael Best & Friedrich LLP

(57) **CLAIM**

The ornamental design for a motorcycle turn signal reflector, as shown and described.

**DESCRIPTION**

FIG. 1 is a perspective view of the motorcycle turn signal reflector.

FIG. 2 is a front elevational view of the motorcycle turn signal reflector.

FIG. 3 is a side elevational view of the motorcycle turn signal reflector with the opposite side being a mirror image of the same.

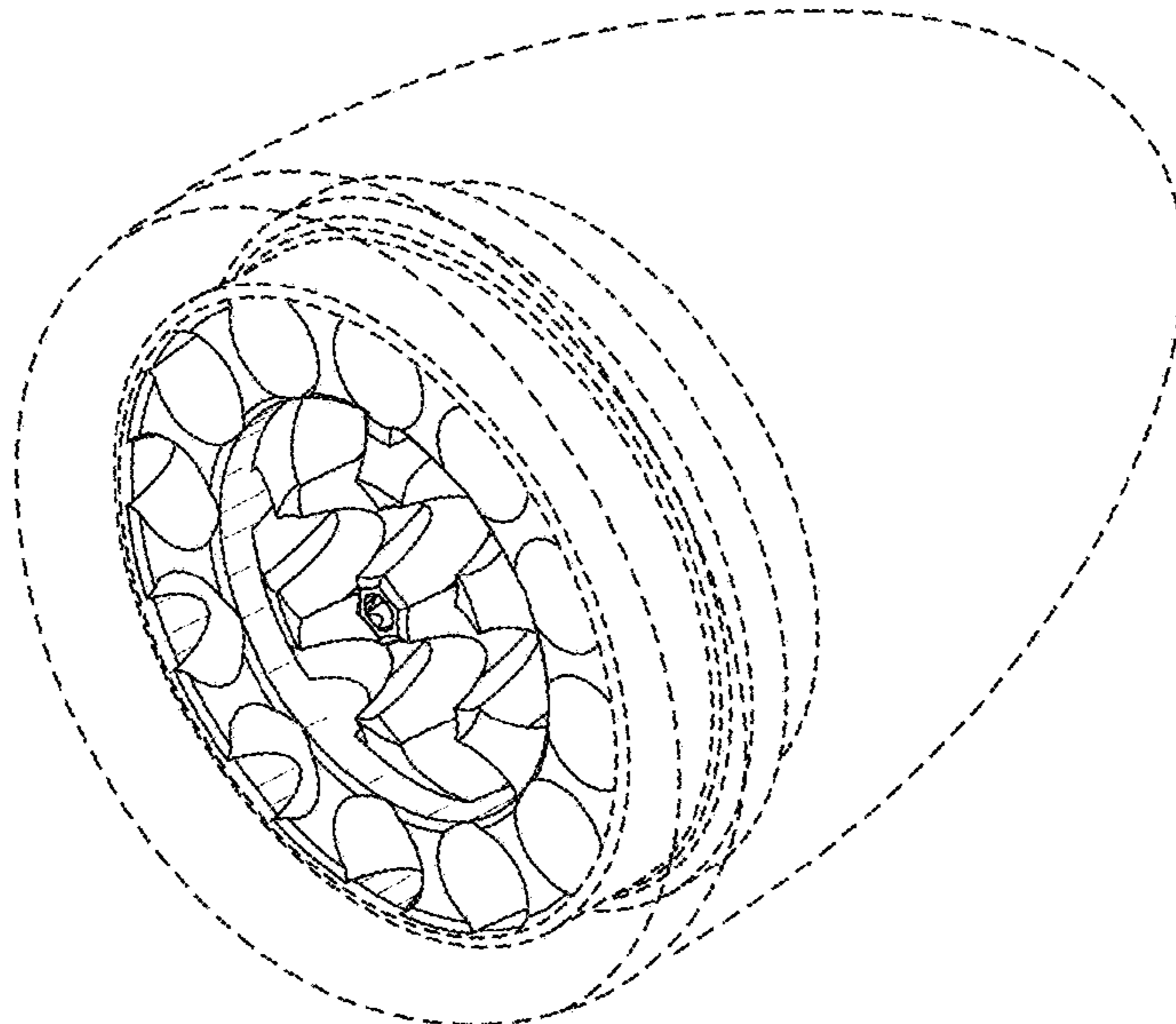
FIG. 4 is a top plan view of the motorcycle turn signal reflector with the bottom being a mirror image of the same; and,

FIG. 5 is a perspective view of the motorcycle turn signal reflector shown secured within a bullet-shaped housing.

The broken lines form no part of the claimed design.

The back forms no part of the claimed design.

**1 Claim, 5 Drawing Sheets**



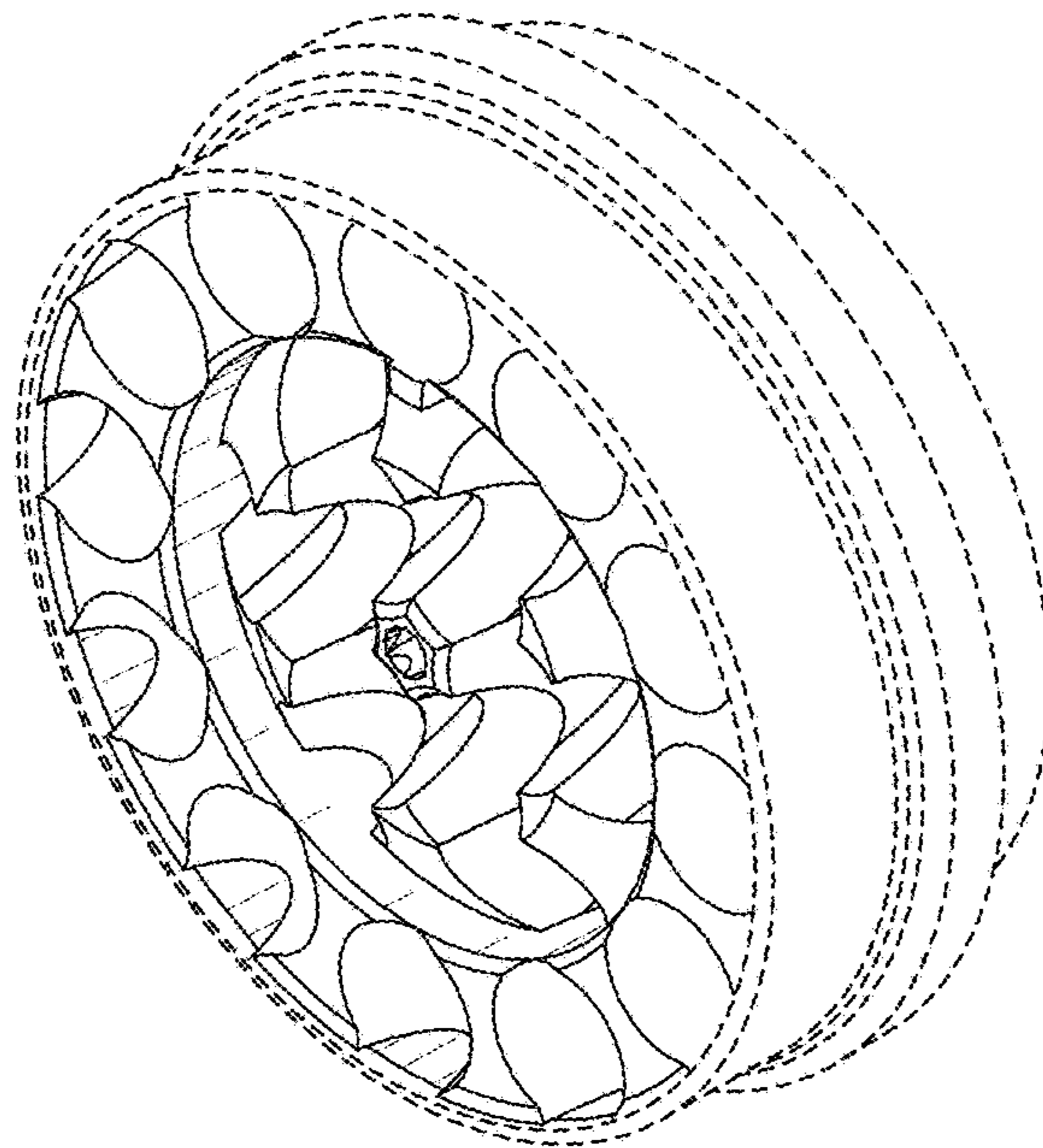


FIG. 1




FIG. 2




FIG. 3

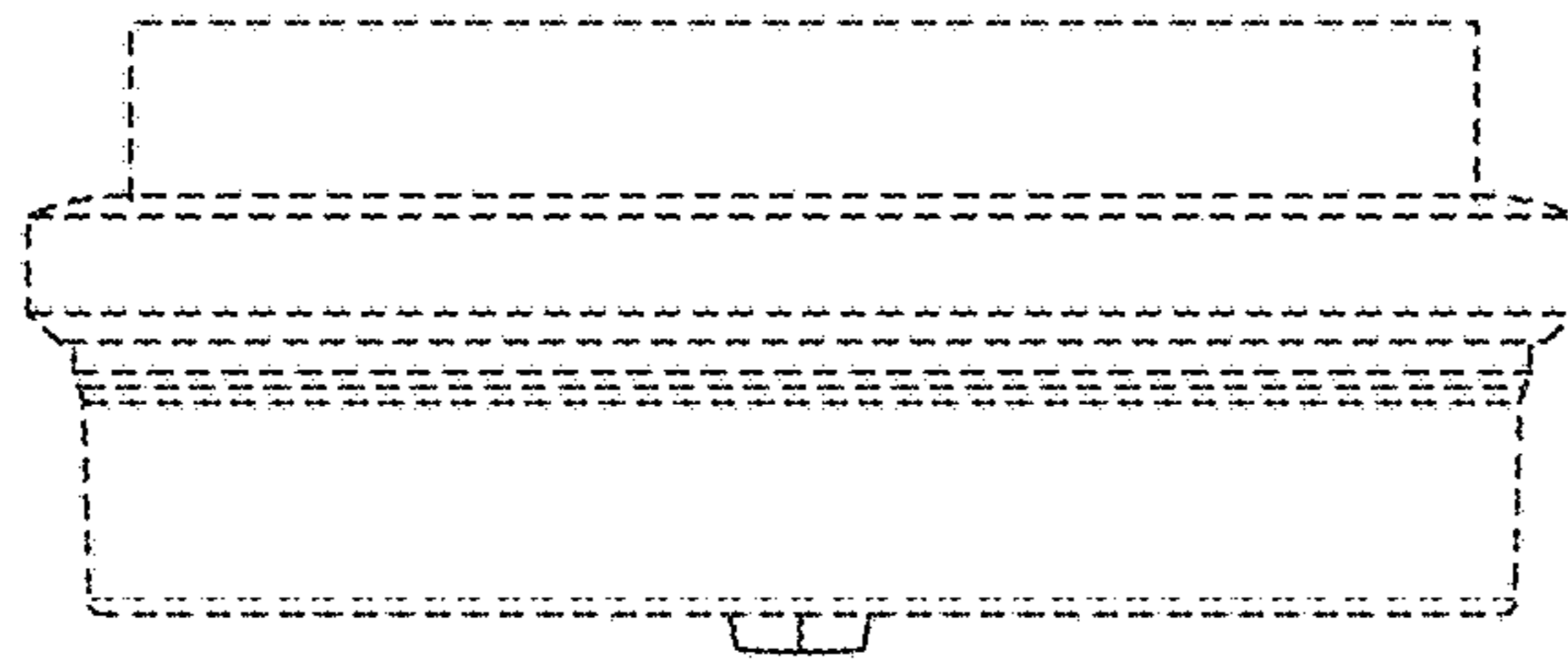


FIG. 4

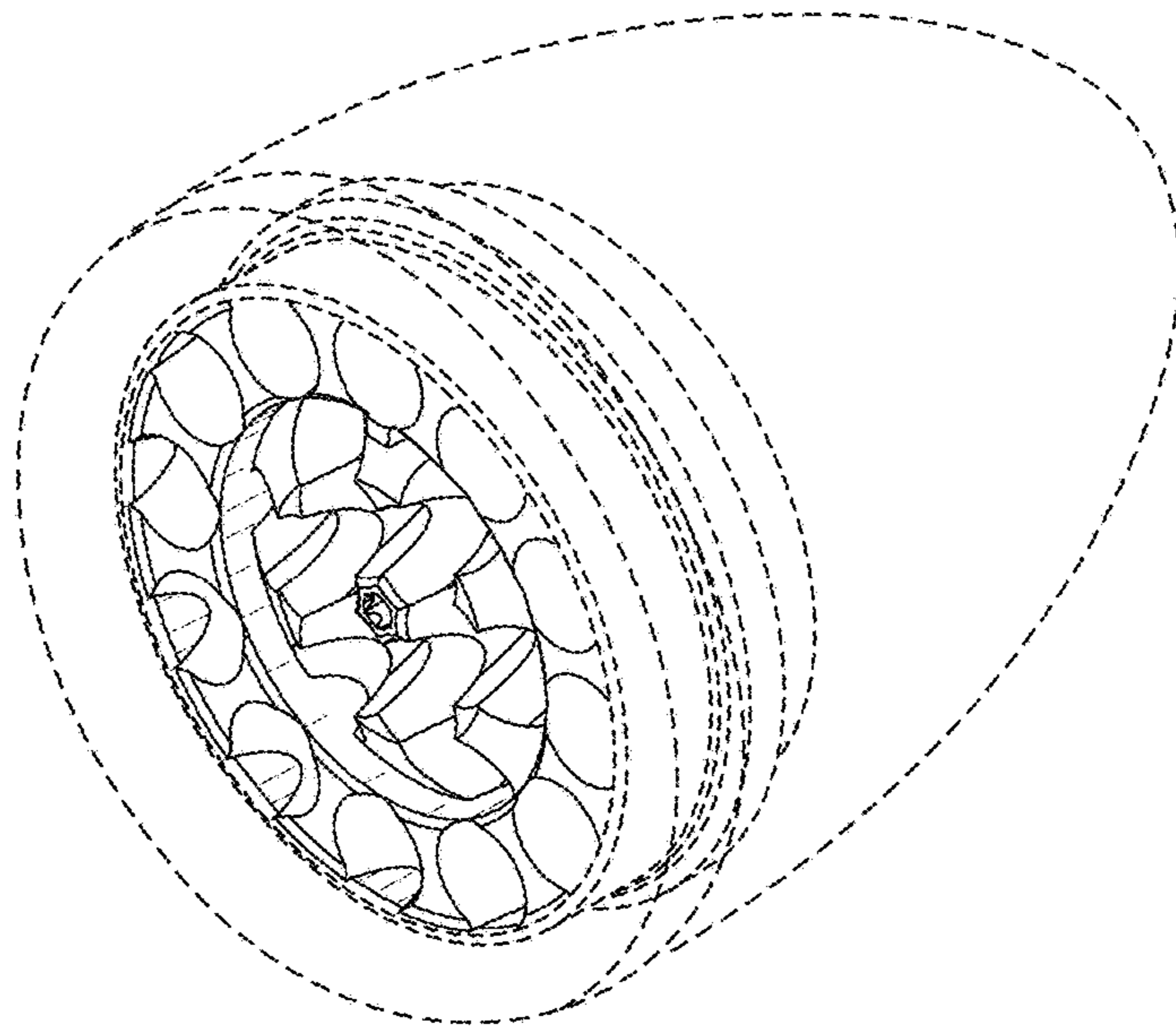


FIG. 5