



US00D851323S

(12) **United States Design Patent** (10) **Patent No.:** **US D851,323 S**
Barber et al. (45) **Date of Patent:** **** Jun. 11, 2019**

(54) **FLOOR LAMP**

(56) **References Cited**

(71) Applicant: **FLOS S.P.A.**, Bovezzo, Brescia (IT)

U.S. PATENT DOCUMENTS

(72) Inventors: **Edward Barber**, Brescia (IT); **Jay Osgerby**, Brescia (IT)

D318,928 S *	8/1991	Lombardo	D26/106
D359,142 S *	6/1995	Thun	D26/104
D570,030 S *	5/2008	Starck	D26/84
D590,093 S *	4/2009	Starck	D26/93
D625,039 S *	10/2010	Citterio	D26/93
D738,561 S *	9/2015	Ellis	D26/110
D741,536 S *	10/2015	Ellis	D26/110
D779,706 S *	2/2017	Starck	D26/93
D780,369 S *	2/2017	Anastassiades	D26/107
D780,982 S *	3/2017	Starck	D26/93
D790,748 S *	6/2017	Starck	D26/93
D801,572 S *	10/2017	Starck	D26/93
D805,677 S *	12/2017	Starck	D26/93
D808,063 S *	1/2018	Starck	D26/110
D827,911 S *	9/2018	Hendifar	D26/106
D828,614 S *	9/2018	Ellis	D26/110

(73) Assignee: **FLOS S.P.A.**, Bovezzo (IT)

(**) Term: **15 Years**

(21) Appl. No.: **35/504,173**

(22) Filed: **Sep. 6, 2017**

(80) **Hague Agreement Data**

Int. Filing Date: **Sep. 6, 2017**

Int. Reg. No.: **DM/098831**

Int. Reg. Date: **Sep. 6, 2017**

Int. Reg. Pub. Date: **Dec. 22, 2017**

(30) **Foreign Application Priority Data**

Mar. 17, 2017 (IT) 402017000029613

(51) **LOC (11) Cl.** **26-05**

(52) **U.S. Cl.**
USPC **D26/93**

(58) **Field of Classification Search**

USPC D26/74, 75, 76, 78-86, 88, 90, 93, 104,
D26/106, 110, 111, 113, 118, 119, 120,
D26/121, 122, 138, 139, 140, 141, 142,
D26/152

CPC F21S 2/00; F21S 4/00; F21S 4/003; F21S
4/005; F21S 4/006; F21S 4/007; F21S
4/008; F21S 6/00; F21S 8/00; F21S
8/024; F21S 8/026; F21S 8/031; F21S
8/033; F21S 8/035-8/037; F21S 8/04;
F21S 8/043; F21S 8/063

See application file for complete search history.

* cited by examiner

Primary Examiner — Natasha Vujcic

(74) *Attorney, Agent, or Firm* — Thomas | Horstemeyer,
LLP

(57) **CLAIM**

The ornamental design for a floor lamp, as shown and described.

DESCRIPTION

1.1 is a front perspective view of a floor lamp, showing our new design;

1.2 is a side view thereof;

1.3 is a side view thereof, from a side opposite that of **1.2**;

1.4 is a side view thereof, from a different side than **1.2** and **1.3**;


1.5 is a side view thereof, opposite that of **1.4**;

1.6 is a top view thereof; and

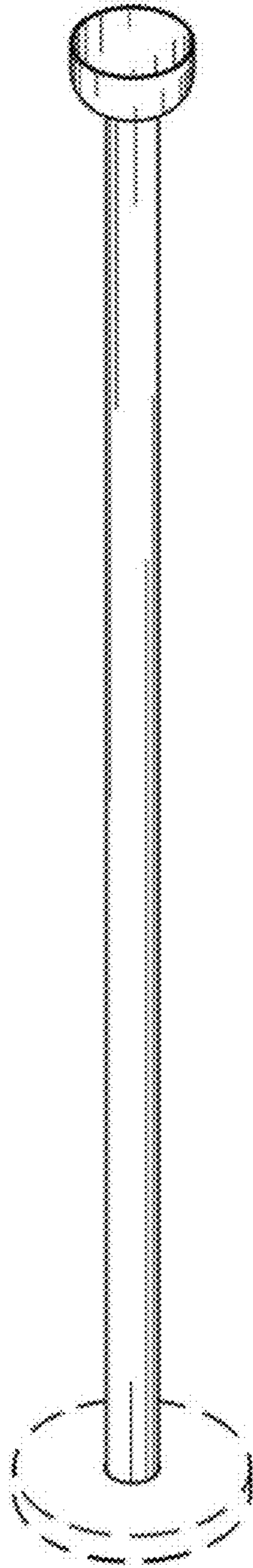
1.7 is a bottom view thereof.

The broken lines are shown for the purpose of illustrating portions of the floor lamp that form no part of the claimed design.

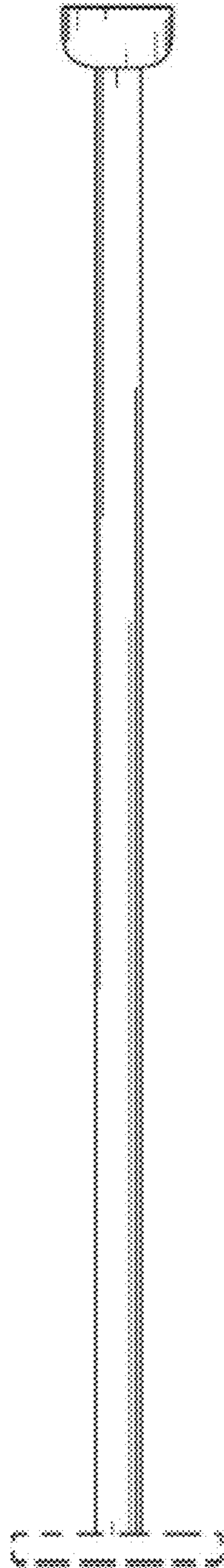
1 Claim, 7 Drawing Sheets



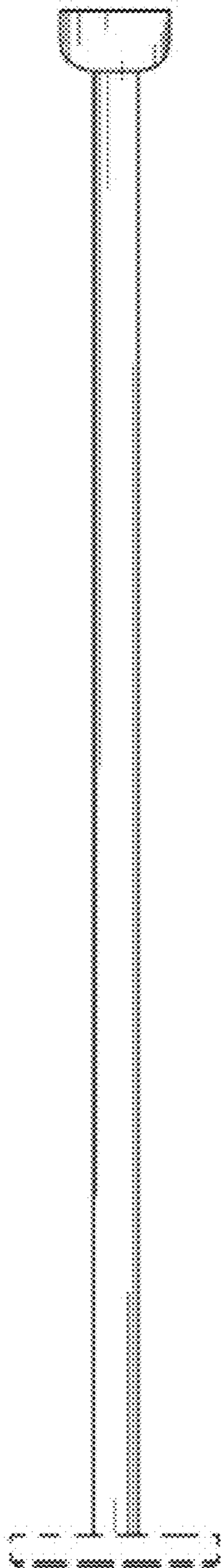
1.1



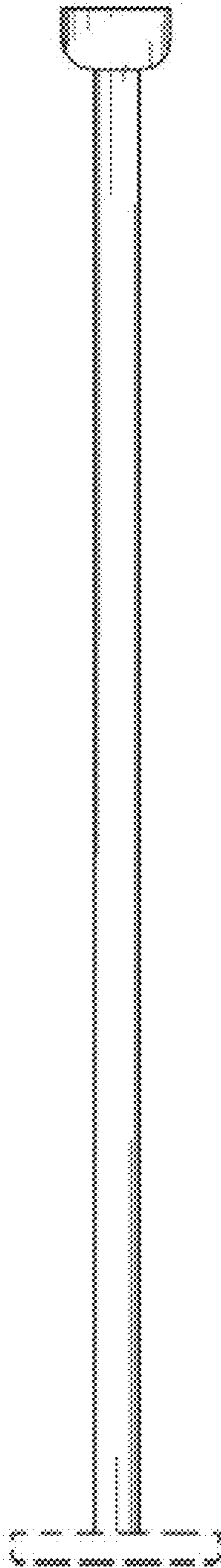
1.2



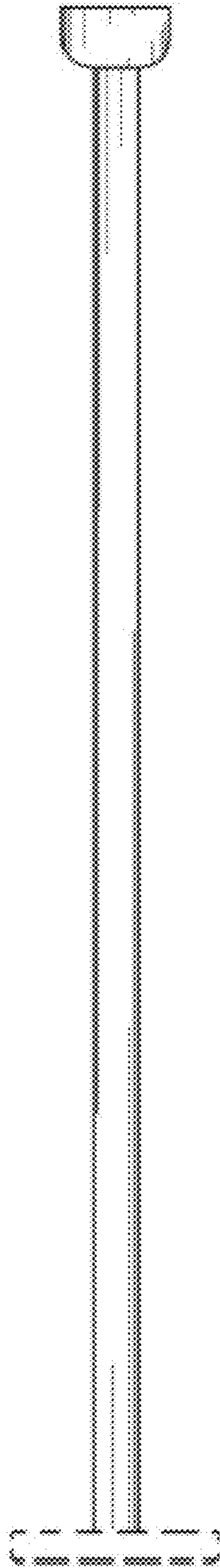
1.3



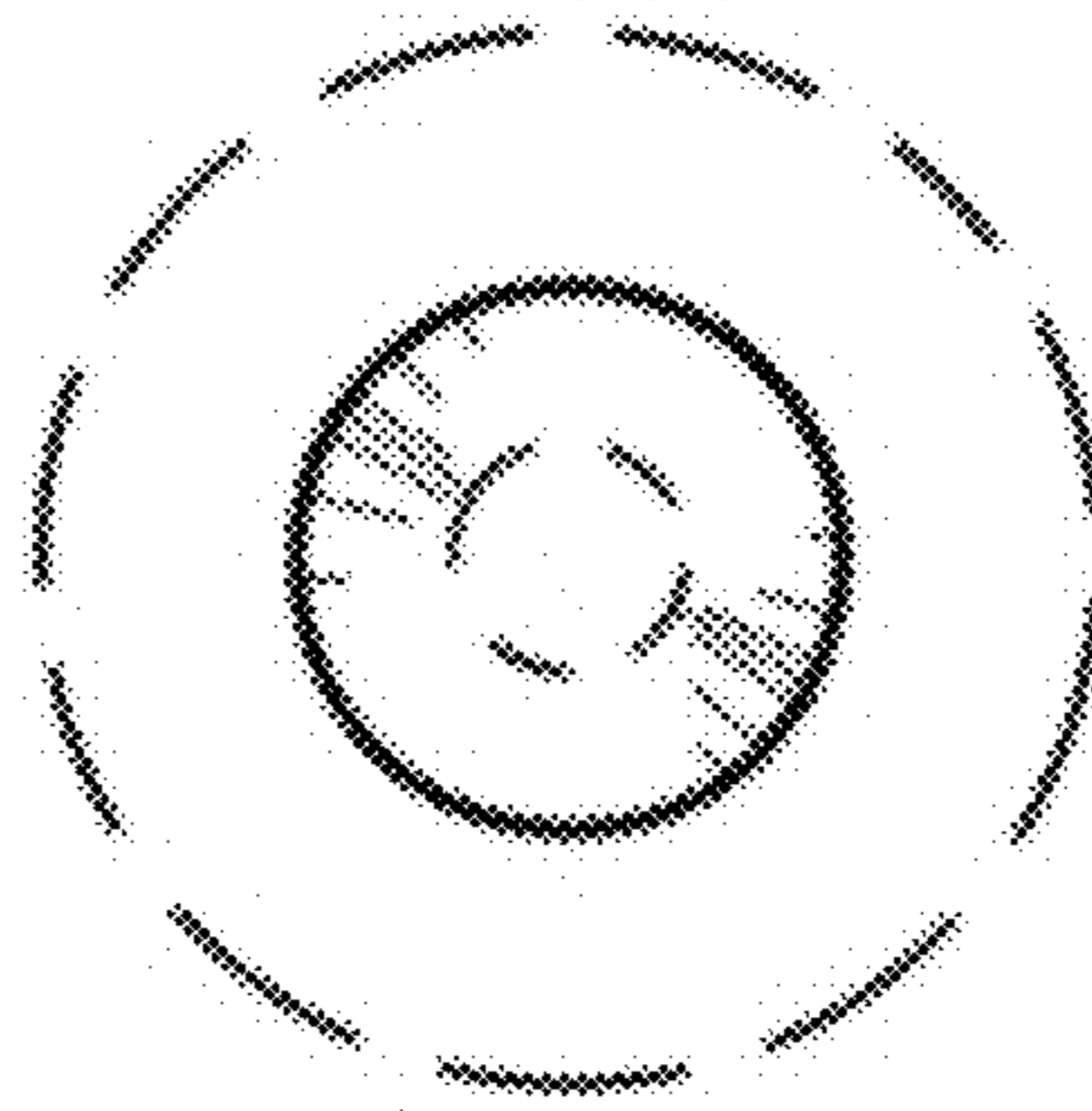
1.4



1.5



1.6



1.7

