



US00D851294S

(12) **United States Design Patent**
Whang

(10) **Patent No.:** **US D851,294 S**
(45) **Date of Patent:** **** Jun. 11, 2019**

(54) **REAR COMBINATION LAMP FOR
AUTOMOBILE**

(71) Applicant: **Nissan Motor Co., Ltd.**, Yokohama,
Kanagawa (JP)

(72) Inventor: **Seonwook Whang**, Kanagawa (JP)

(73) Assignee: **Nissan Motor Co., Ltd.**, Yokohama
(JP)

(**) Term: **15 Years**

(21) Appl. No.: **29/611,158**

(22) Filed: **Jul. 19, 2017**

(30) **Foreign Application Priority Data**

Jan. 20, 2017 (JP) 2017-000844

(51) **LOC (11) Cl.** **26-06**

(52) **U.S. Cl.**
USPC **D26/28**

(58) **Field of Classification Search**
USPC D12/86, 90-92, 114, 163, 169, 171-173,
D12/181, 190, 196, 197, 199, 400;
D26/28-36

CPC ... B62J 6/02; B62J 6/00; B60Q 3/0279; F21S
48/00; F21S 48/10; F21S 48/115; F21S
48/225; F21S 48/1233; F21S 48/1266;
F21S 48/1388; F21S 48/2268; F21V
21/04

See application file for complete search history.

(56) **References Cited**

U.S. PATENT DOCUMENTS

D529,208 S * 9/2006 Ikeda D26/28
D646,815 S * 10/2011 Goplen D26/28
D686,358 S * 7/2013 Morgenstern D26/28
D714,984 S * 10/2014 Lai D26/28

D716,478 S * 10/2014 Loeb D26/28
D737,480 S * 8/2015 Park D26/28
D739,583 S * 9/2015 Forsgren D26/28
D743,063 S * 11/2015 Park D26/28
D749,249 S * 2/2016 Thole D26/28

(Continued)

Primary Examiner — Philip S Hyder
Assistant Examiner — Cary M Robinson

(57) **CLAIM**

The ornamental design for a rear combination lamp for an automobile, as shown and described.

DESCRIPTION

FIG. 1 is a front elevational view of a rear combination lamp for an automobile in accordance with a first embodiment of my new design;

FIG. 2 is a rear elevational view thereof;

FIG. 3 is a top plan view thereof;

FIG. 4 is a bottom plan view thereof;

FIG. 5 is a left side elevational view thereof;

FIG. 6 is a right side elevational view thereof; and,


FIG. 7 is a front side perspective view thereof.

The rear combination lamp is configured to be mounted to an automobile. The mounting structure and support structure of the rear combination lamp, shown in broken lines in FIGS. 1 to 7, form no part of the claimed design since the mounting structure and support structure are hidden when the rear combination lamp is mounted to the automobile.

In addition, the appearance of the rear side structures of the rear combination lamp as shown in broken lines in FIGS. 2 to 6 is for purpose of illustrating the boundaries of the exterior surface of the rear combination lamp, and forms no part of the claimed design. The rear combination lamp has a front lens that is transparent such that features behind the lens are at least partially visible as illustrated.

A second embodiment of my new design includes the mirror image of the rear combination lamp shown in FIGS. 1 to 7.

1 Claim, 7 Drawing Sheets



(56)

References Cited

U.S. PATENT DOCUMENTS

D749,763	S	*	2/2016	Sa	D26/28
D760,410	S	*	6/2016	Arroba	D26/28
D763,485	S	*	8/2016	Wheel	D26/28
D764,691	S	*	8/2016	Luk	D26/28
D767,178	S	*	9/2016	Liu	D26/28
D768,894	S	*	10/2016	Faghihzadeh	D26/28
D769,485	S	*	10/2016	Morikawa	D26/28
D792,621	S	*	7/2017	Komuro	D26/28
D792,989	S	*	7/2017	Han	D26/28
D802,181	S	*	11/2017	Cartabiano	D26/28
D803,438	S	*	11/2017	Badstuebner	D26/28
D803,439	S	*	11/2017	Oh	D26/28
D806,921	S	*	1/2018	Ryu	D26/28
D810,974	S	*	2/2018	Sato	D26/28
D811,633	S	*	2/2018	Gould	D26/28
D812,263	S	*	3/2018	Minamiyama	D26/28
D812,264	S	*	3/2018	Minamiyama	D26/28
D812,789	S	*	3/2018	Dos Santos	D26/28
D822,244	S	*	7/2018	Lee	D26/28
D822,862	S	*	7/2018	Hannemann	D26/28
D823,504	S	*	7/2018	Yoon	D26/28
D832,473	S	*	10/2018	Handt	D26/28
D834,230	S	*	11/2018	Lee	D26/28
D836,222	S	*	12/2018	Henriques	D26/28
D836,803	S	*	12/2018	Lai	D26/28
2011/0310610	A1	*	12/2011	Brown	B60Q 1/56 362/253
2013/0194817	A1	*	8/2013	Ito	B60Q 1/02 362/538

* cited by examiner




FIG. 1




FIG. 2

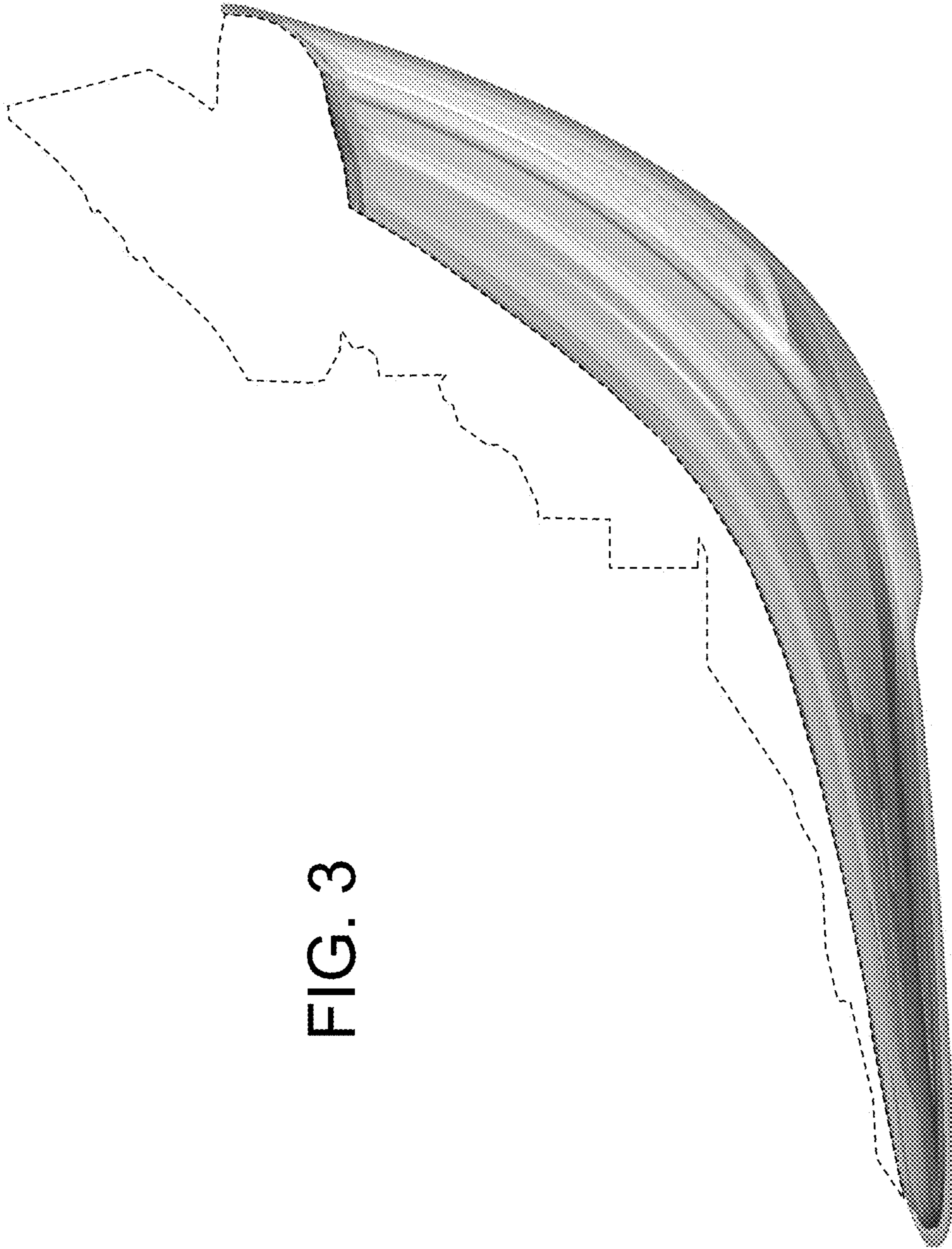


FIG. 3

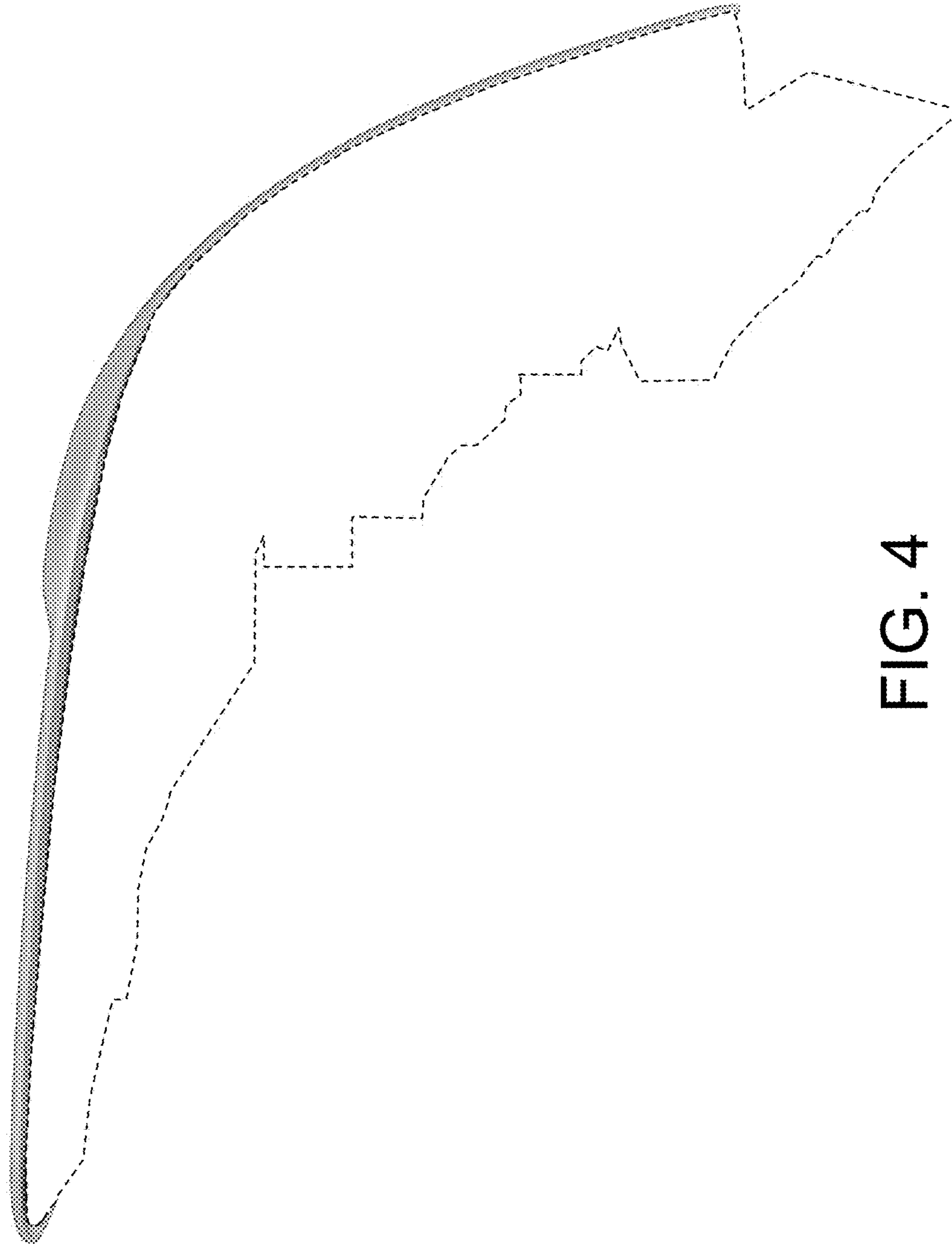


FIG. 4

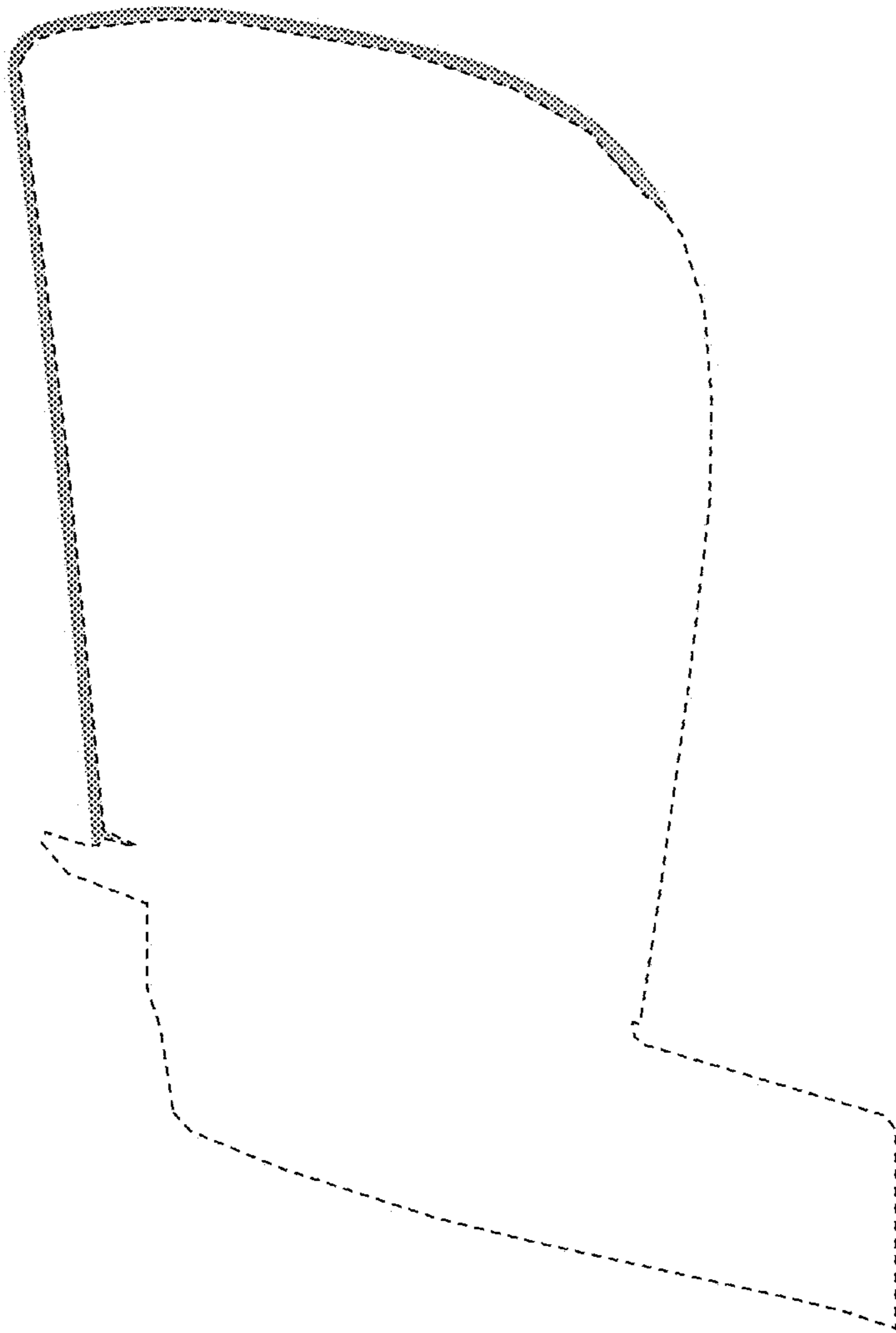


FIG. 5

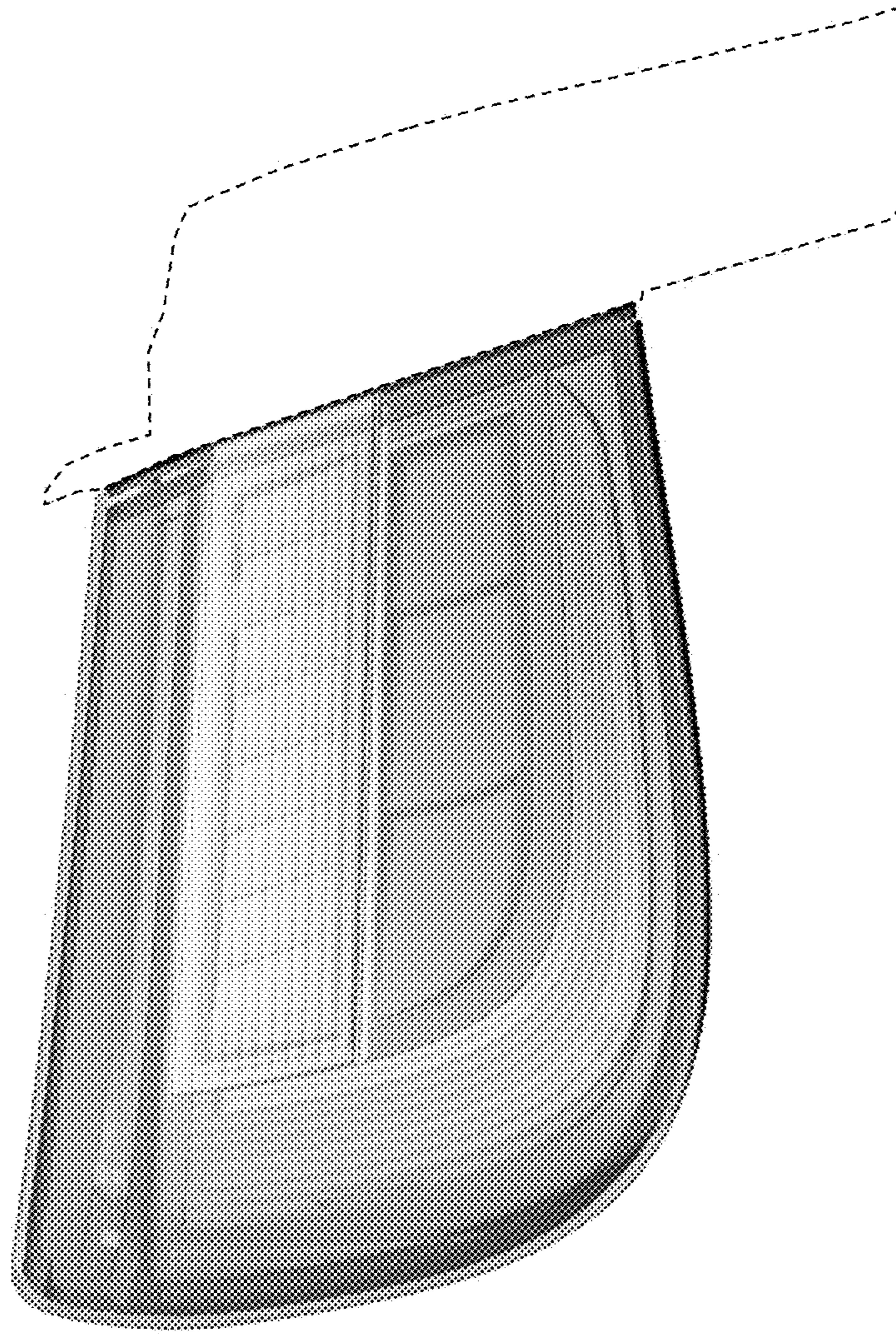


FIG. 6




FIG. 7