



US00D851264S

(12) **United States Design Patent** (10) **Patent No.:** **US D851,264 S**
Matsuo et al. (45) **Date of Patent:** **** Jun. 11, 2019**

(54) **ELASTIC BAND FOR SUPPORTING BODY**

(71) Applicant: **DAIYA INDUSTRY CO., LTD.**,
Okayama (JP)

(72) Inventors: **Masao Matsuo**, Okayama (JP);
Masayuki Kawakami, Okayama (JP);
Tomohiro Igi, Okayama (JP)

(73) Assignee: **DAIYA HOLDINGS CO., LTD.**,
Okayama-Shi (JP)

(**) Term: **15 Years**

(21) Appl. No.: **35/502,669**

(22) Filed: **Sep. 23, 2016**

(80) **Hague Agreement Data**

Int. Filing Date: **Sep. 23, 2016**
Int. Reg. No.: **DM/093981**
Int. Reg. Date: **Sep. 23, 2016**
Int. Reg. Pub. Date: **Mar. 24, 2017**

(51) **LOC (11) Cl.** **24-02**

(52) **U.S. Cl.**
USPC **D24/190**

(58) **Field of Classification Search**
USPC D24/190, 189
CPC A61F 13/025; A61F 5/40
See application file for complete search history.

(56) **References Cited**

U.S. PATENT DOCUMENTS

D608,008 S *	1/2010	Jang	D24/190
D625,422 S *	10/2010	Arbesman	D24/189
D663,432 S *	7/2012	Nichols	D24/189
D674,097 S *	1/2013	Nichols	D24/189
D674,098 S *	1/2013	Nichols	D24/189
D674,099 S *	1/2013	Nichols	D24/189
D679,405 S *	4/2013	Arbesman	D24/189
D691,276 S *	10/2013	Bushby	D24/189
D707,831 S *	6/2014	Klutts	D24/190

D731,069 S *	6/2015	Bialek	D24/190
D743,566 S *	11/2015	Arbesman	D24/189
D755,981 S *	5/2016	Shamaiengar	D24/190
2016/0051393 A1 *	2/2016	Hahn	A61F 5/40 602/1
2017/0056252 A1 *	3/2017	Arbesman	A61F 13/107

* cited by examiner

Primary Examiner — Eliza Z Bennett-Hattan

(74) *Attorney, Agent, or Firm* — Pearne & Gordon LLP

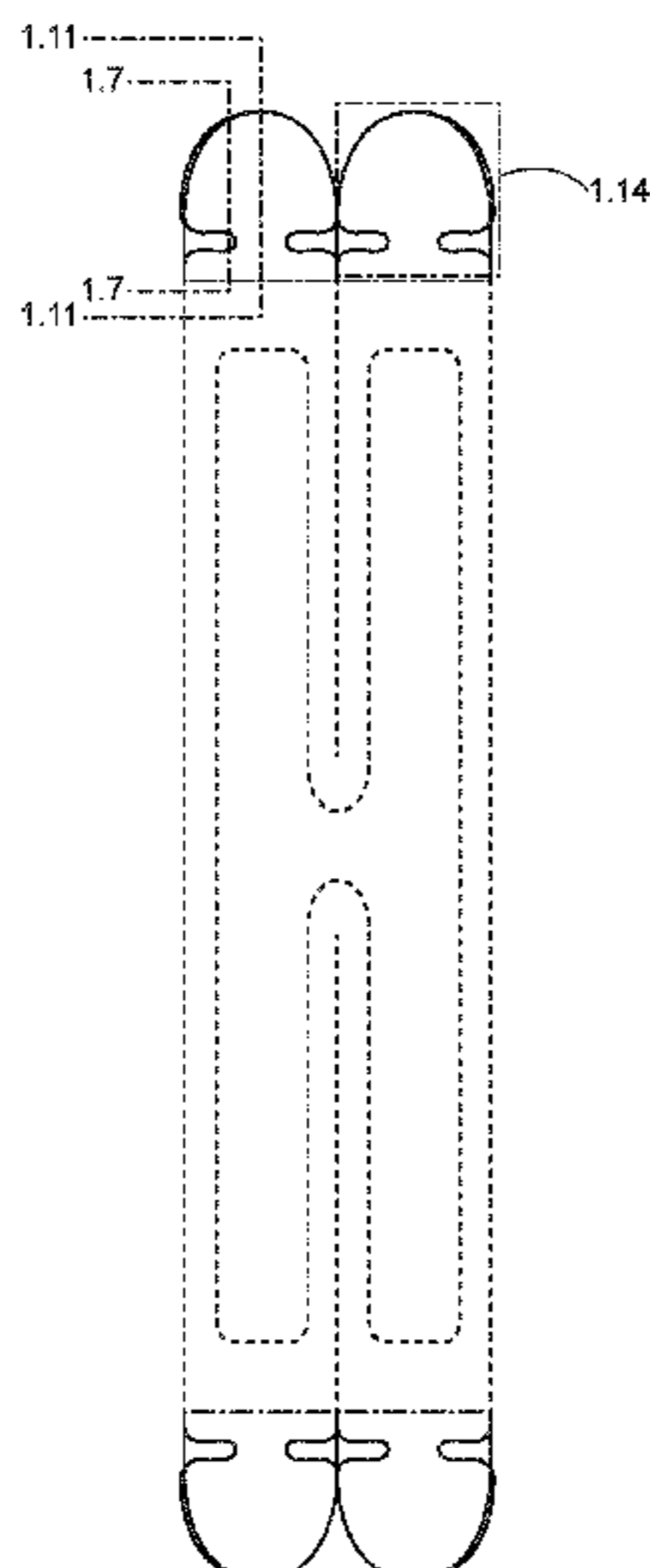
(57) **CLAIM**

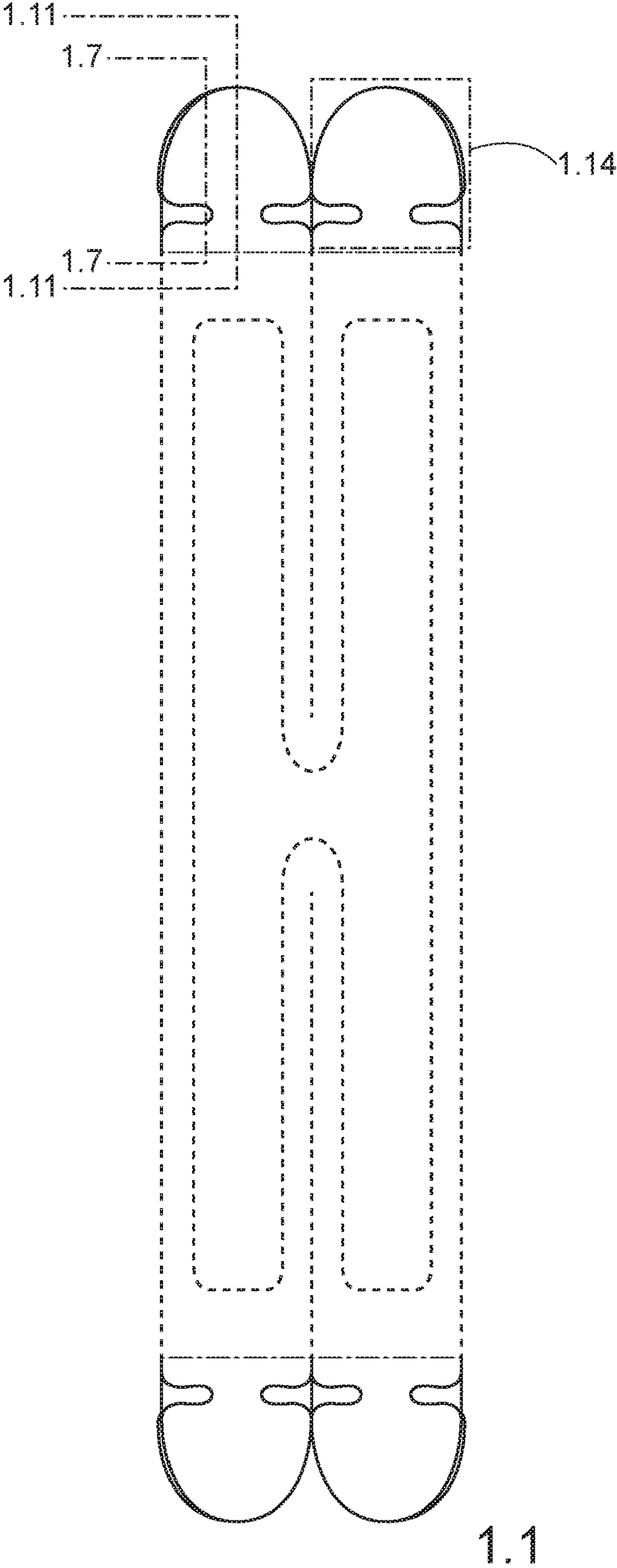
The ornamental design for an elastic band for supporting body, as shown and described.


DESCRIPTION

1. Elastic band for supporting body
1.1 : Front
1.2: Back
1.3 : Left
1.4 : Right
1.5: Top
1.6: Bottom
1.7: Enlarged cross-sectional view taken along section line **1.7** of the views **1.1** and **1.2**
1.8 : Alternative configuration of the claim in the position of use
1.9 : Alternative configuration of the claim in the position of use
1.11: Enlarged cross-sectional view taken along section line **1.11** of the views **1.1** and **1.2**
1.12: Enlarged partial view of portion **1.12** shown in view **1.5**
1.13: Enlarged partial view of portion **1.13** shown in view **1.6**
1.14: Enlarged partial perspective view of portion **1.14** shown in view **1.1**
The dash and dash-dot broken lines and color blue in the drawings depict unclaimed portions of the elastic band for supporting body and form no part of the claimed design.

1 Claim, 13 Drawing Sheets

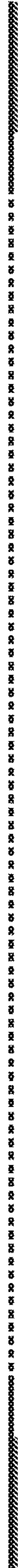








1.3





1.5

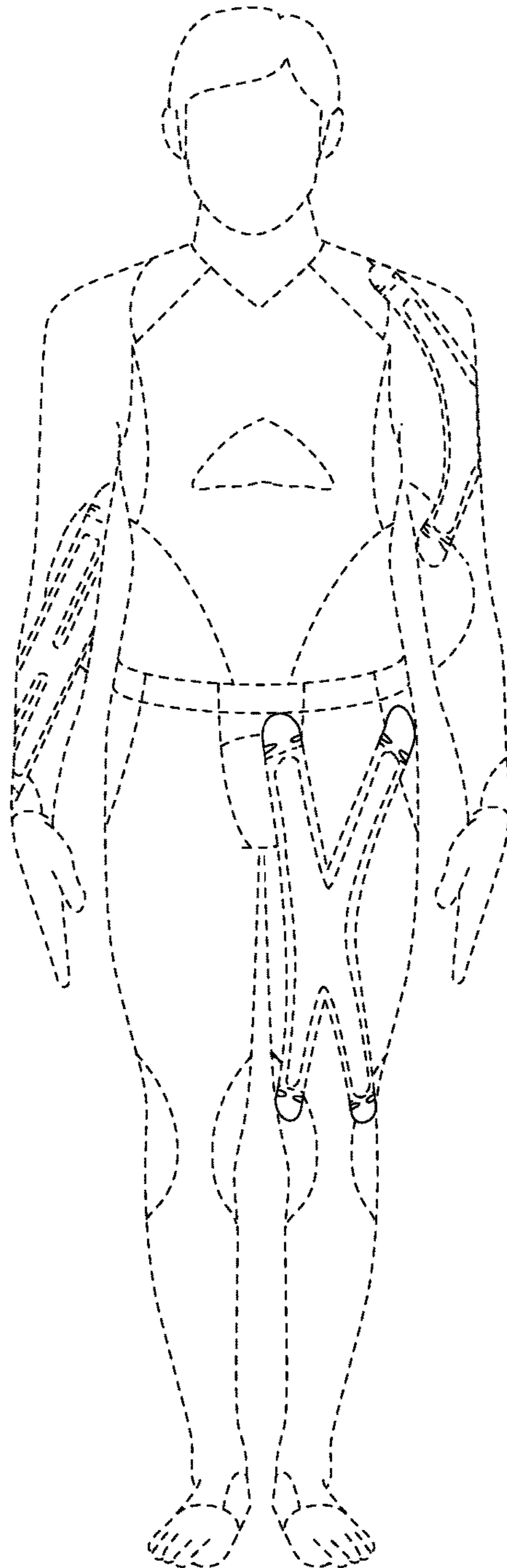


1.6

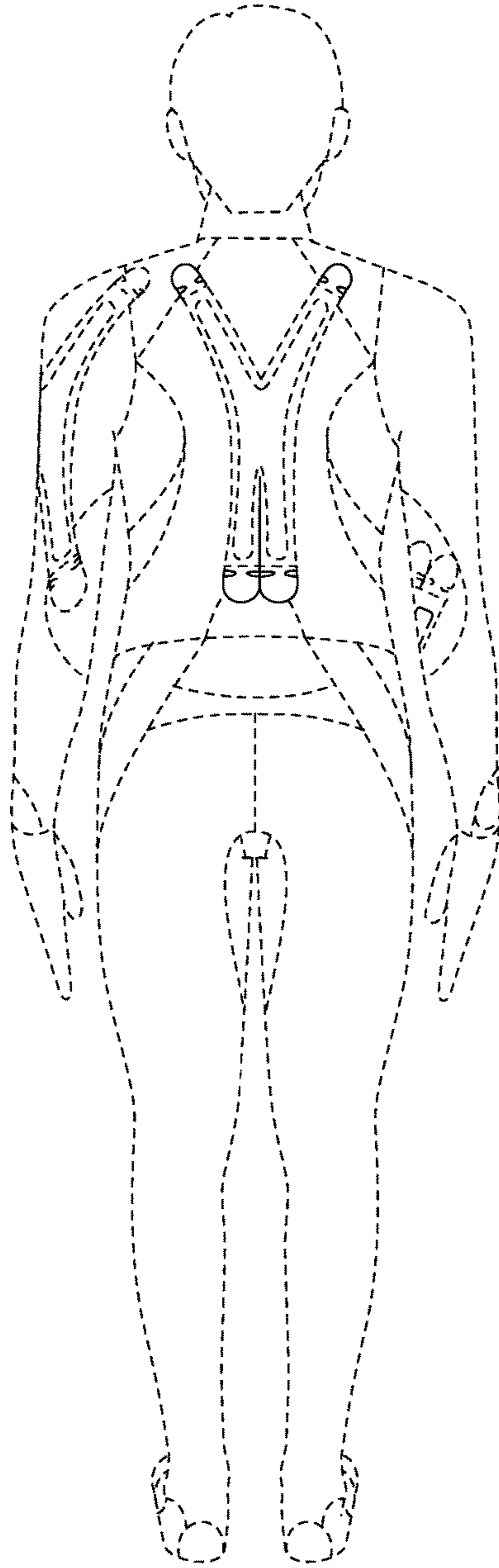


1.7

1.8



1.9





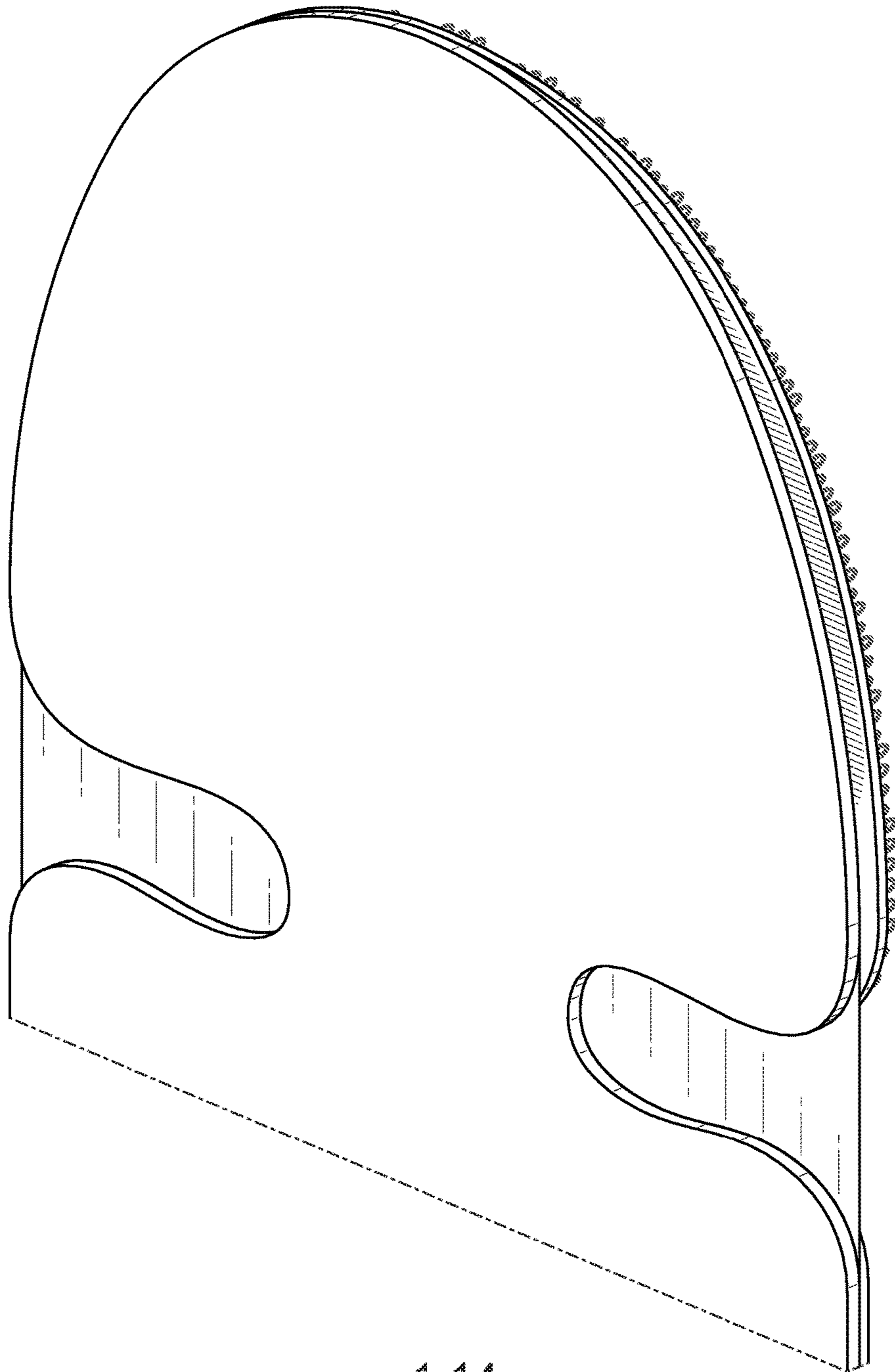
1.11



1.12



1.13



1.14

UNITED STATES PATENT AND TRADEMARK OFFICE
CERTIFICATE OF CORRECTION

PATENT NO. : D851,264 S
APPLICATION NO. : 35/502669
DATED : June 11, 2019
INVENTOR(S) : Matsuo et al.

Page 1 of 1

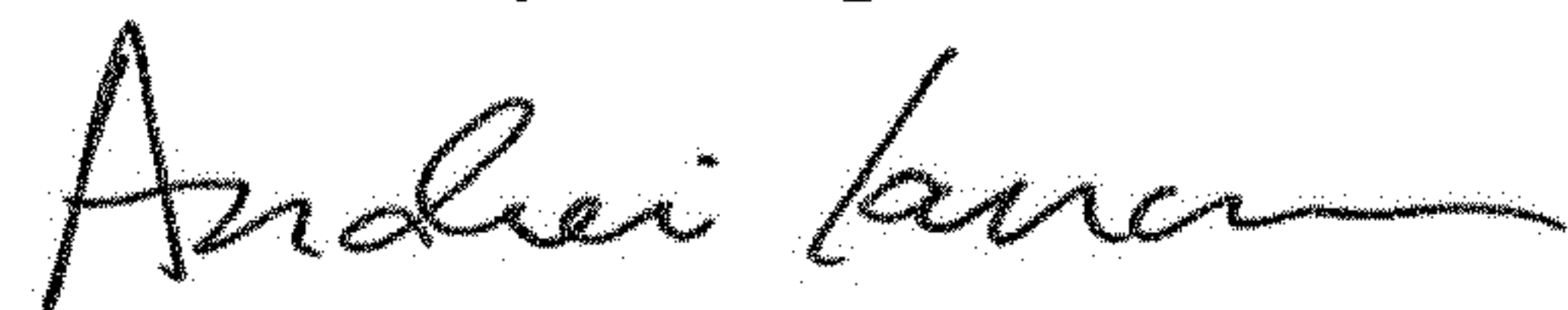
It is certified that error appears in the above-identified patent and that said Letters Patent is hereby corrected as shown below:

On the Title Page

Under item (71) Applicant should read as follows:

(71) Applicant: DAIYA HOLDINGS CO., LTD.,
Okayama-Shi (JP)

Signed and Sealed this
Third Day of September, 2019



Andrei Iancu
Director of the United States Patent and Trademark Office