



US00D851263S

(12) **United States Design Patent**
Thompson

(10) **Patent No.:** **US D851,263 S**
(45) **Date of Patent:** **** Jun. 11, 2019**

- (54) **SHOULDER COMPRESSION HARNESS**
- (71) Applicant: **Donald W Thompson**, Columbia, SC (US)
- (72) Inventor: **Donald W Thompson**, Columbia, SC (US)
- (**) Term: **15 Years**
- (21) Appl. No.: **29/626,094**
- (22) Filed: **Nov. 15, 2017**
- (51) **LOC (11) Cl.** **24-01**
- (52) **U.S. Cl.**
USPC **D24/190**
- (58) **Field of Classification Search**
USPC D24/189-192; D2/828-830;
D3/215-217, 222; D29/101.1
CPC A45F 3/04; A45F 3/14; A45F 5/00; A45F
2003/045; A61F 5/026; A61F 5/05808;
A61F 5/028; A61F 13/146; A61F 5/3738;
Y10S 128/19; A61H 1/02; A61H 1/0266;
A61H 1/0274; A61H 1/0281
See application file for complete search history.

- (56) **References Cited**
U.S. PATENT DOCUMENTS
- 1,050,257 A 8/1911 Trigg
- 3,338,236 A * 8/1967 McLeod, Jr. A61F 5/05808
128/DIG. 19
- 3,382,868 A 5/1968 Stiefel
- 3,548,818 A 12/1970 Kaplan
- 3,718,137 A 2/1973 Gaylord, Jr.
- 3,738,654 A * 6/1973 Whaley, Jr. A63B 21/0552
128/99.1
- 3,856,004 A 12/1974 Cox
- 3,857,388 A * 12/1974 Frankel A61F 5/05808
128/DIG. 15
- 3,897,776 A 8/1975 Gaylord, Jr.
- 4,570,619 A 2/1986 Gamm

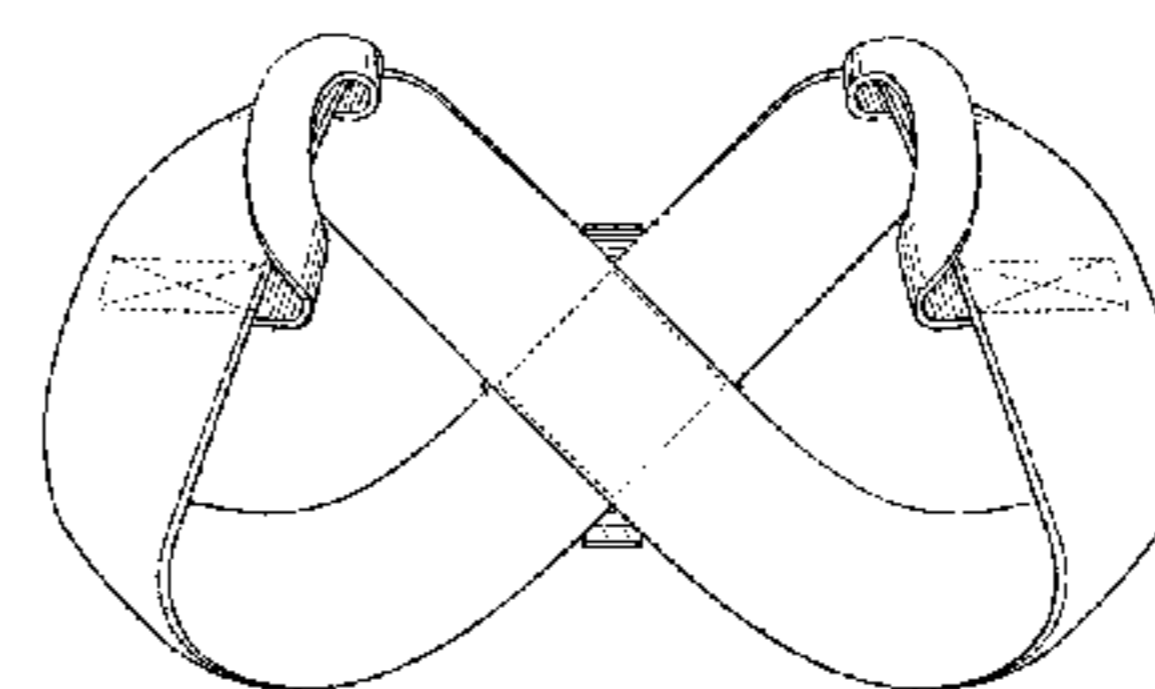
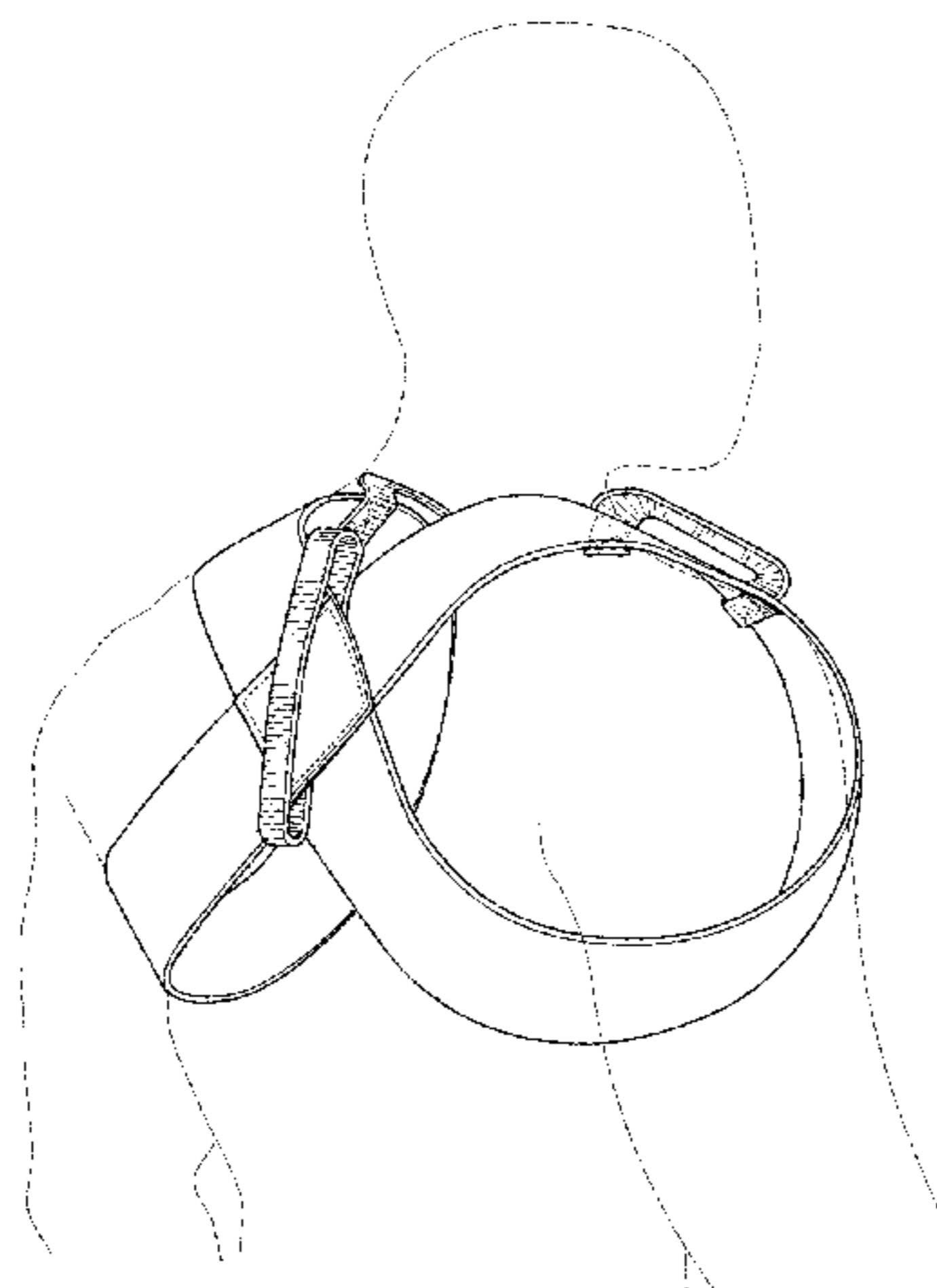
- 4,589,406 A * 5/1986 Florek A61F 5/05808
128/DIG. 19
- 5,120,288 A * 6/1992 Sinaki A63B 21/065
128/DIG. 19
- 5,672,149 A * 9/1997 Grundei A61F 5/05808
128/DIG. 19
- 6,190,340 B1 * 2/2001 Borell A61F 5/3738
2/44
- 6,315,747 B1 11/2001 Toole
- 6,544,205 B1 * 4/2003 Herzberg A61F 5/05808
128/DIG. 19
- D635,624 S * 4/2011 Brown D21/692
- D699,365 S * 2/2014 Pollack D24/190
- 8,808,212 B1 8/2014 Redmond
- 8,967,439 B2 * 3/2015 Vitangcol A45F 3/04
224/259
- D768,956 S * 10/2016 Jirsa D2/700
(Continued)

Primary Examiner — Jennifer L Watkins
(74) *Attorney, Agent, or Firm* — Southeast IP Group, LLC.; Thomas L. Moses

(57) **CLAIM**
The ornamental design for the shoulder compression harness, as shown and described.

DESCRIPTION
FIG. 1 is a rear-side perspective view of my design for a shoulder compression harness;
FIG. 2 is a front elevation view thereof;
FIG. 3 is a rear elevation view thereof;
FIG. 4 is a right-side elevation view thereof;
FIG. 5 is a left-side elevation view thereof;
FIG. 6 is a top plan view thereof; and,
FIG. 7 is a bottom plan view thereof.
The broken line showing a person is for the purpose of illustrating the shoulder compression harness on a wearer and forms no part of the claimed design. The broken lines shown on the surface of the claim depict stitching and form no part thereof.

1 Claim, 4 Drawing Sheets



(56)

References Cited

U.S. PATENT DOCUMENTS

9,615,956	B2 *	4/2017	Sears	A61F 5/05808
9,713,544	B2 *	7/2017	Barbosa	A61F 5/026
D816,759	S *	5/2018	Swaggart	D16/243
2003/0153855	A1	8/2003	Rhee	
2004/0034901	A1	2/2004	Trombetti	
2012/0078149	A1	3/2012	Azimzadeh	

* cited by examiner

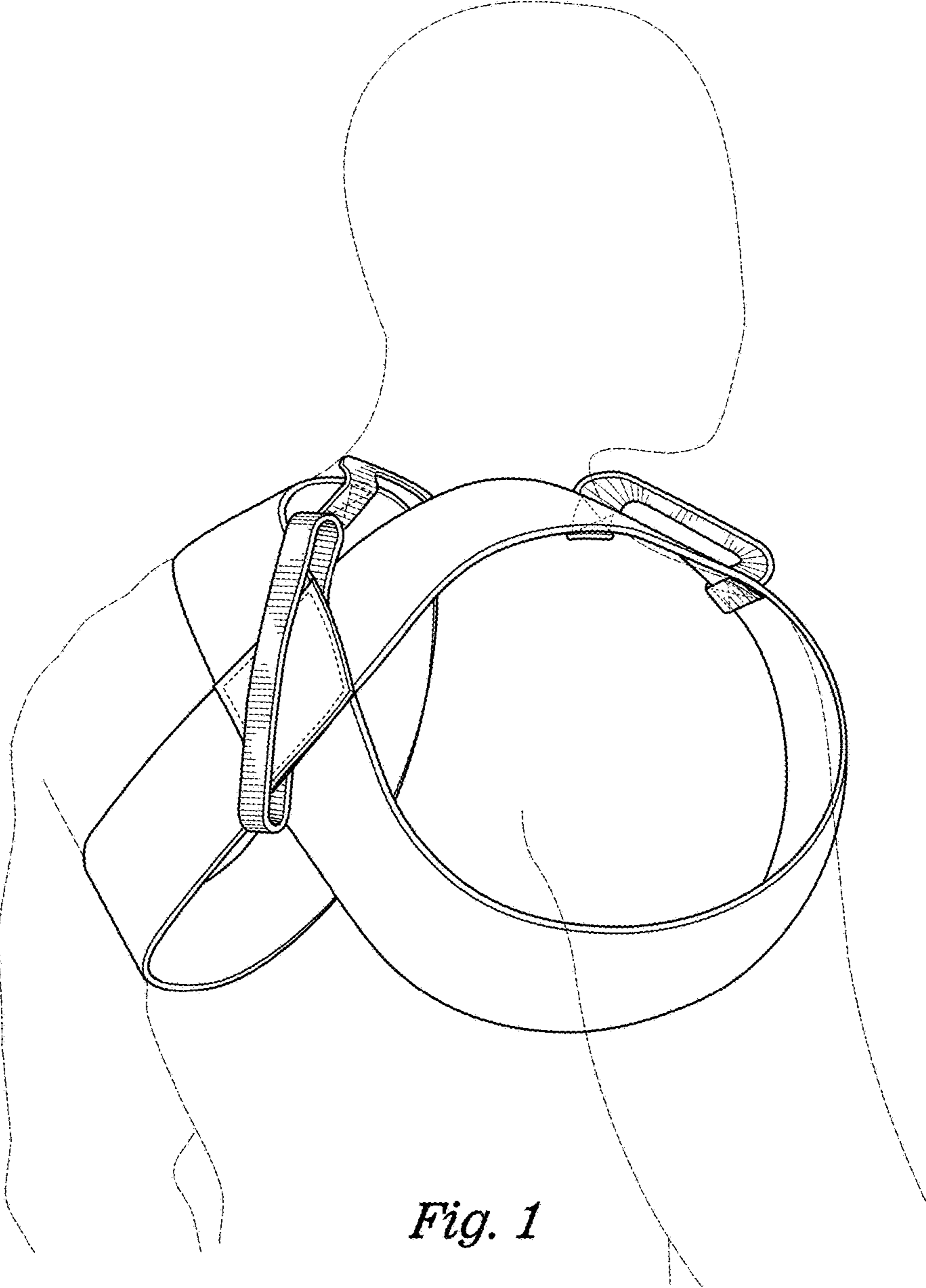


Fig. 1

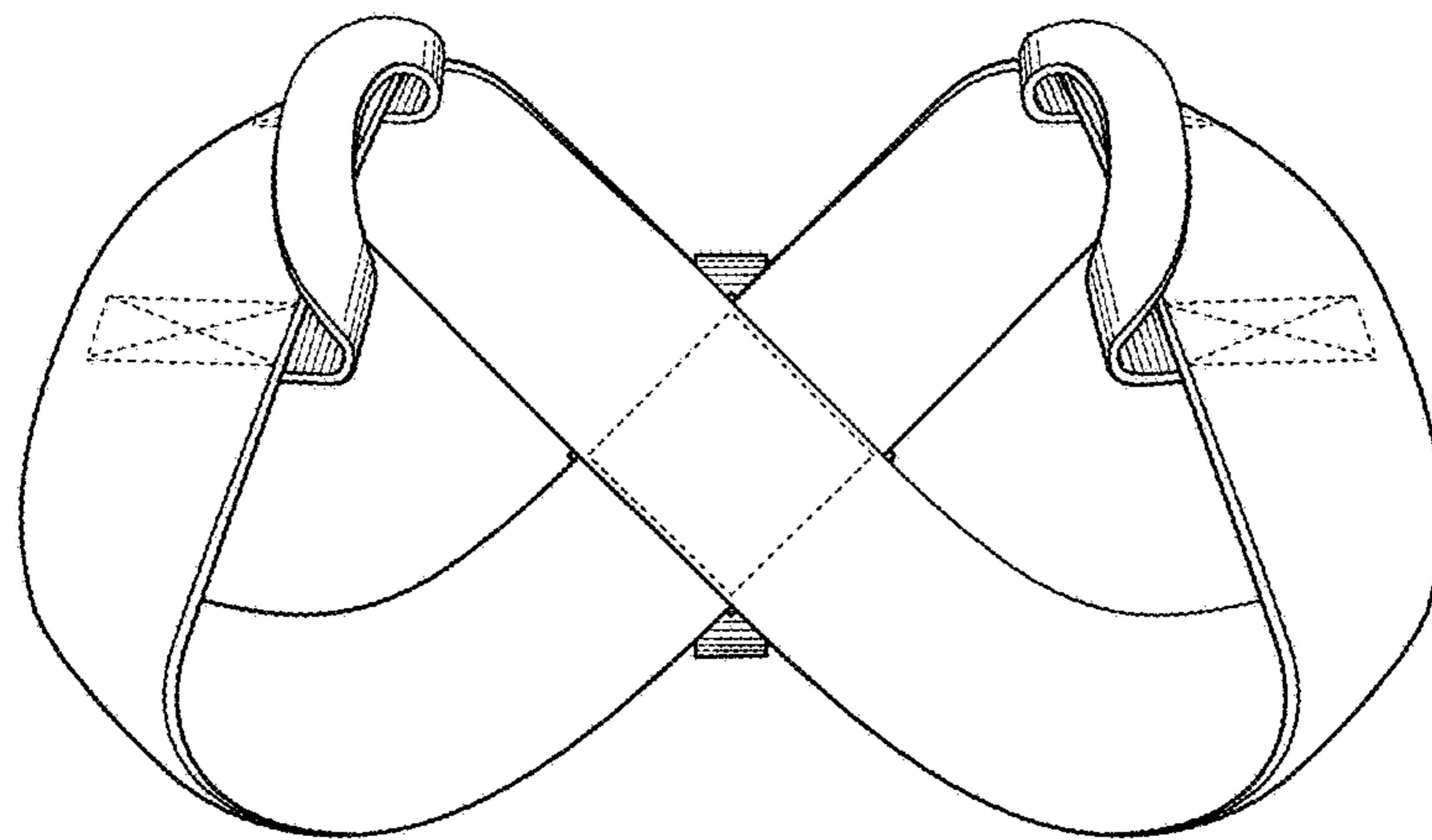


Fig. 2

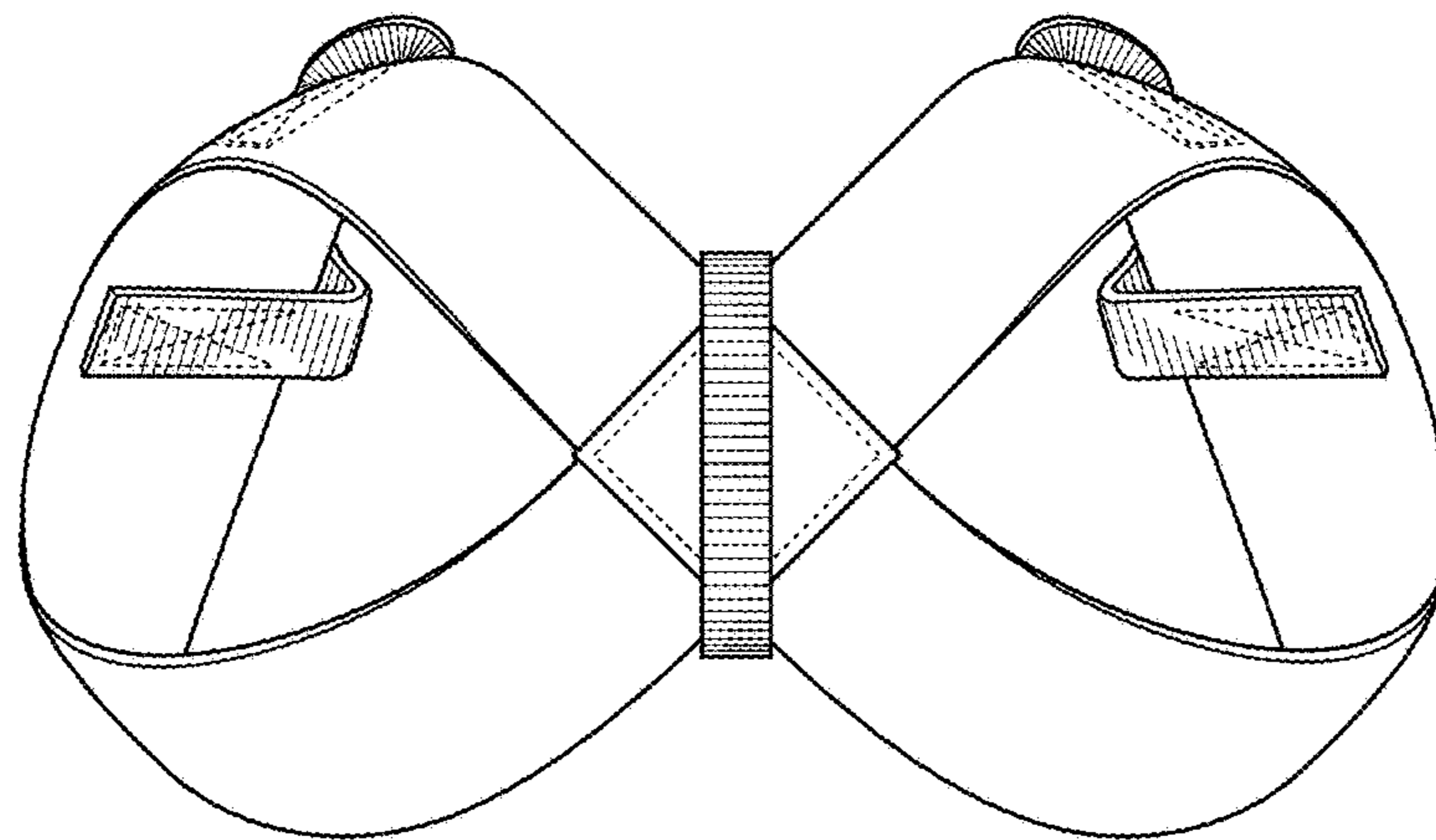


Fig. 3

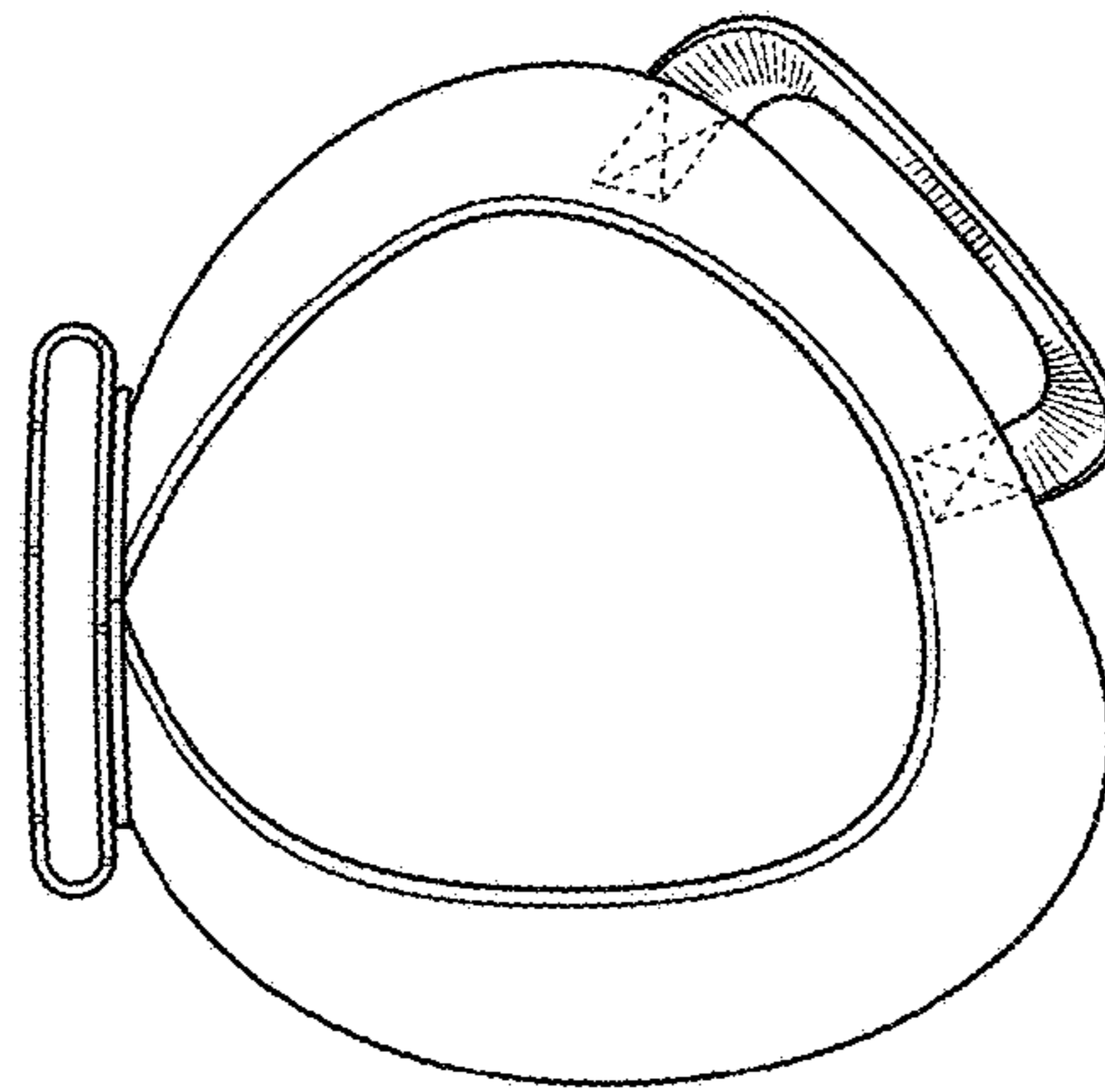


Fig. 4

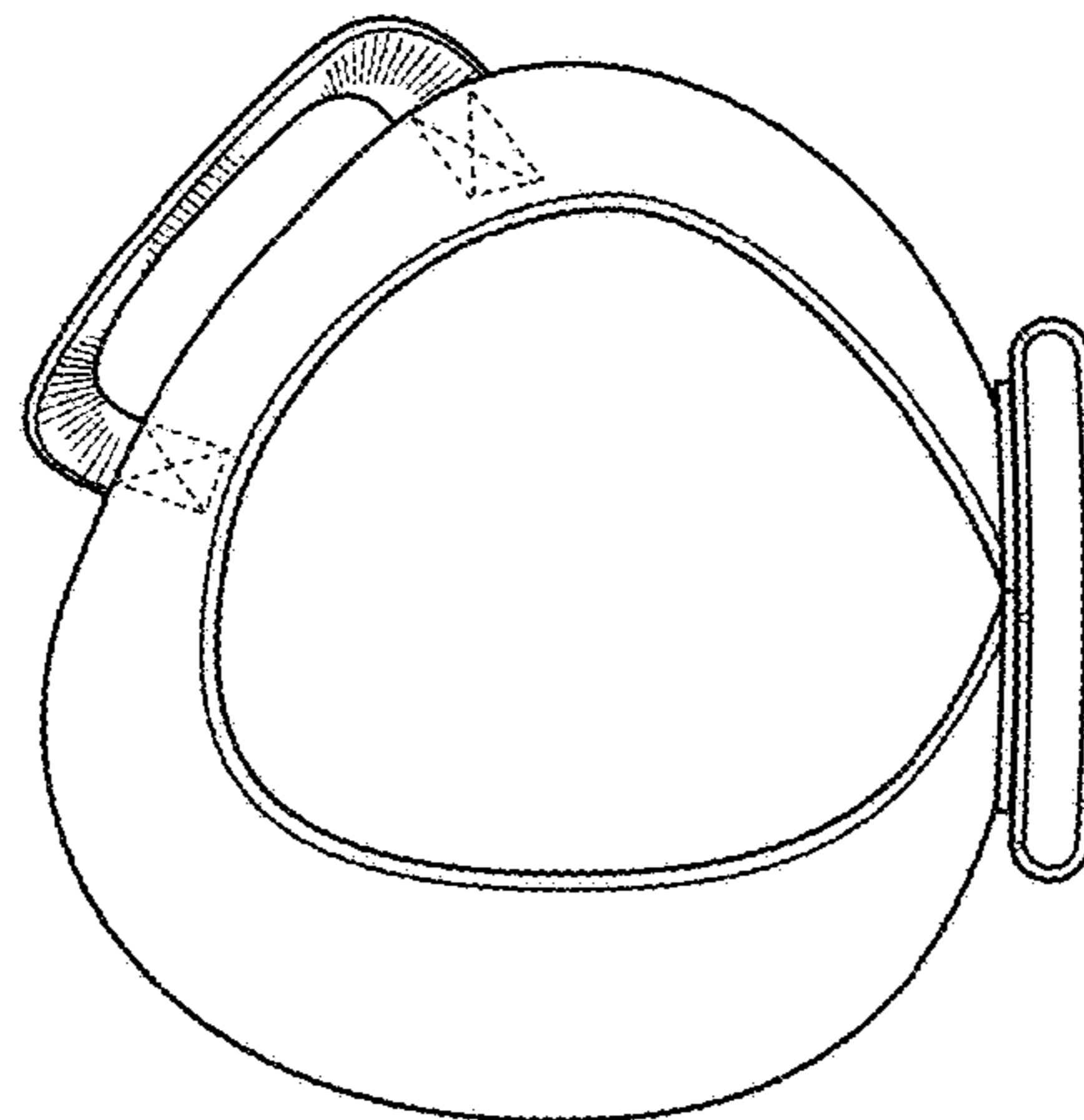


Fig. 5

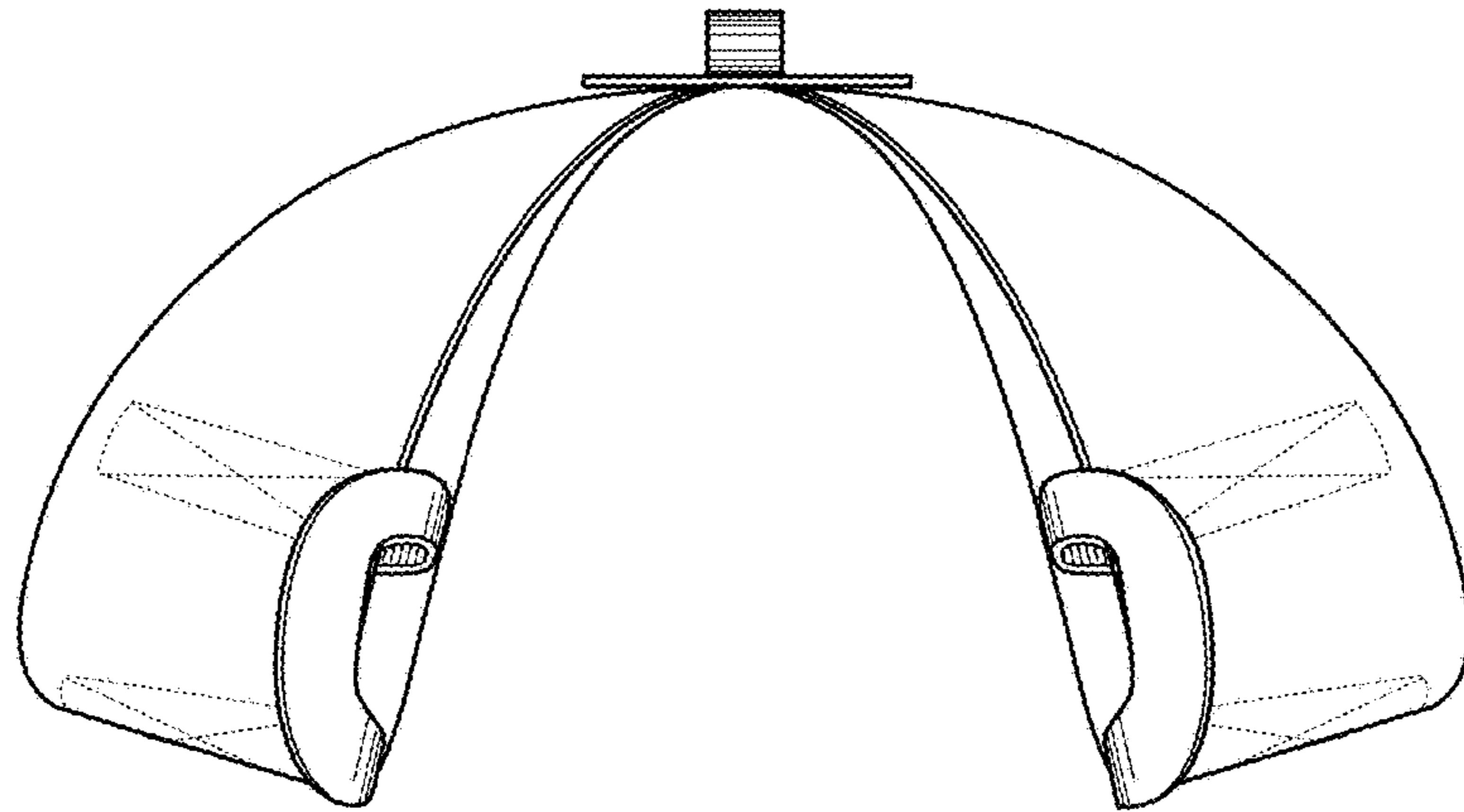


Fig. 6

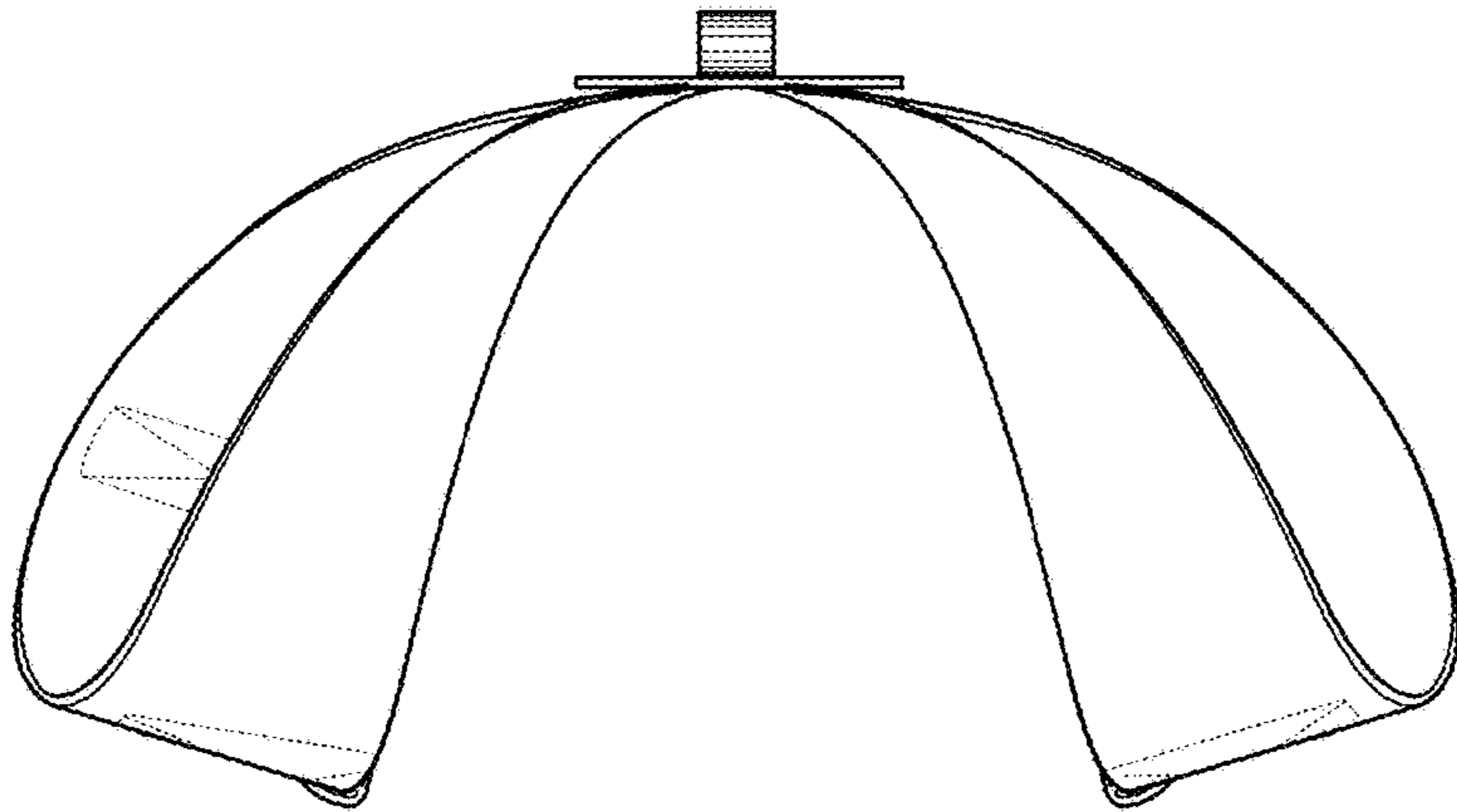


Fig. 7