



US00D851262S

(12) **United States Design Patent**
Lind et al.

(10) **Patent No.:** **US D851,262 S**
(45) **Date of Patent:** **** Jun. 11, 2019**

(54) **KNEE SUPPORT**

(71) Applicant: **3M INNOVATIVE PROPERTIES COMPANY**, St. Paul, MN (US)

(72) Inventors: **Jason S. Lind**, Woodbury, MN (US); **Alonso M. Hernandez**, St. Paul, MN (US); **Frank J. Kovacs**, Minneapolis, MN (US); **Jacob T. Lusson**, Minneapolis, MN (US)

(73) Assignee: **3M INNOVATIVE PROPERTIES COMPANY**, St. Paul, MN (US)

(**) Term: **15 Years**

(21) Appl. No.: **29/612,342**

(22) Filed: **Jul. 31, 2017**

(51) **LOC (11) Cl.** **24-01**

(52) **U.S. Cl.**
USPC **D24/190**

(58) **Field of Classification Search**
USPC D24/188-192; D29/120.1, 121.1
CPC A61F 5/0109; A61F 2005/0176; A61F 5/0106; A61F 5/0123; A61F 13/101; A61F 5/0118; A61F 13/08; A61F 13/06; A61F 5/0125; A41D 13/065; A41D 13/08; A41D 13/0568
See application file for complete search history.

(56) **References Cited**

U.S. PATENT DOCUMENTS

- 5,419,161 A * 5/1995 Bodenschatz A61F 13/061 2/16
- D546,003 S * 7/2007 Choi D29/120.1
- D623,756 S * 9/2010 Chiang D24/190
- D623,759 S * 9/2010 Chiang D24/190
- D630,333 S * 1/2011 Chiang D24/190
- D635,266 S * 3/2011 Chiang D24/190
- D728,112 S * 4/2015 Higgins D24/190

- D746,997 S * 1/2016 Higgins D24/190
- 9,375,046 B2 * 6/2016 Meir A43B 1/04
- D800,324 S * 10/2017 Cox D24/190
- 10,070,679 B2 * 9/2018 Meir A43B 1/04
- D837,986 S * 1/2019 Khubani D24/190
- 2002/0115950 A1 * 8/2002 Domanski A61F 5/0109 602/23
- 2005/0049536 A1 * 3/2005 Chiang A61F 13/061 602/60
- 2008/0139982 A1 * 6/2008 Magnusson A61F 5/0109 602/5
- 2012/0165713 A1 * 6/2012 Forbes A61F 5/0109 602/26
- 2012/0277649 A1 * 11/2012 Matsuo A41D 13/065 602/63

* cited by examiner

Primary Examiner — Jennifer L Watkins

(74) *Attorney, Agent, or Firm* — Irina Hass

(57) **CLAIM**

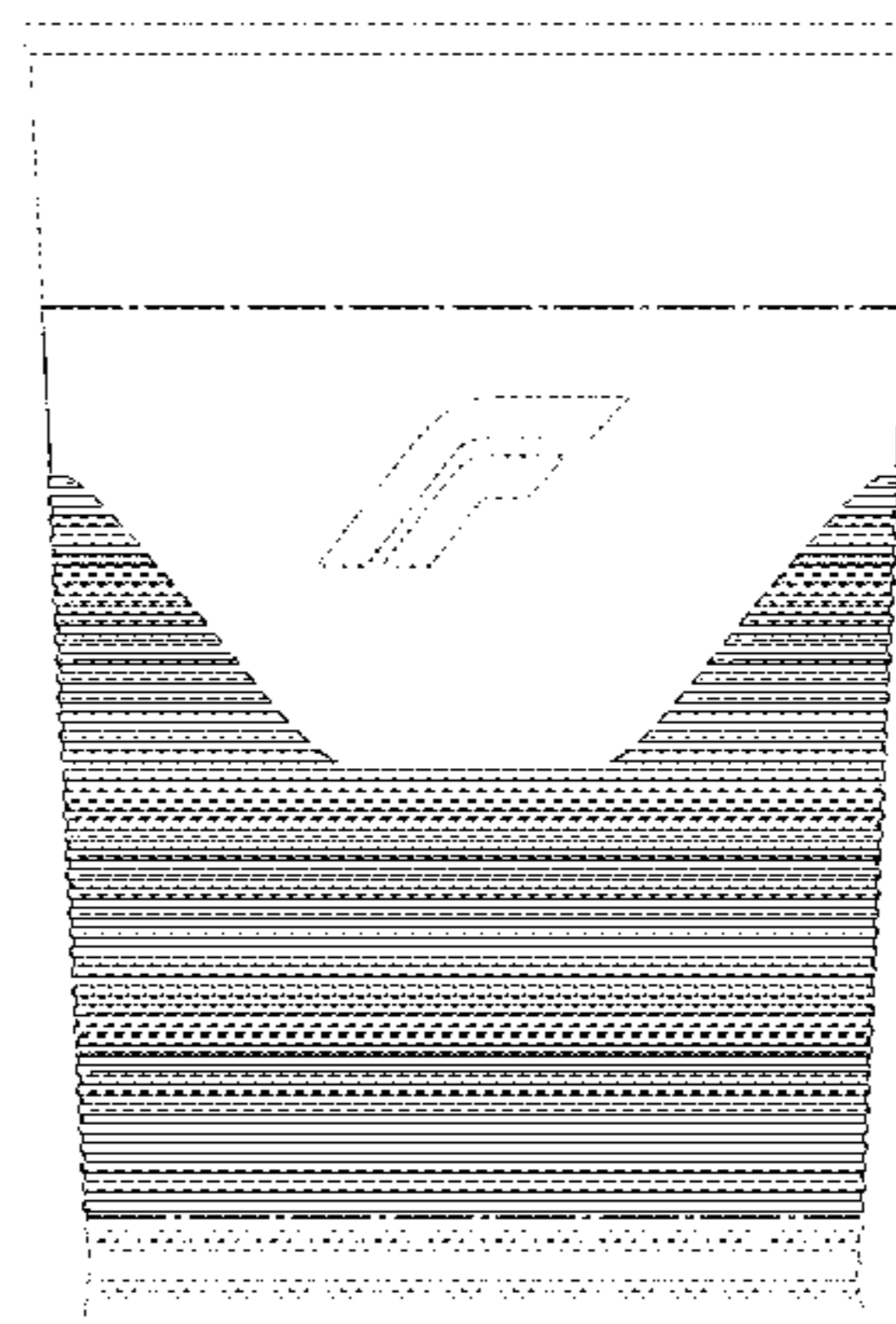
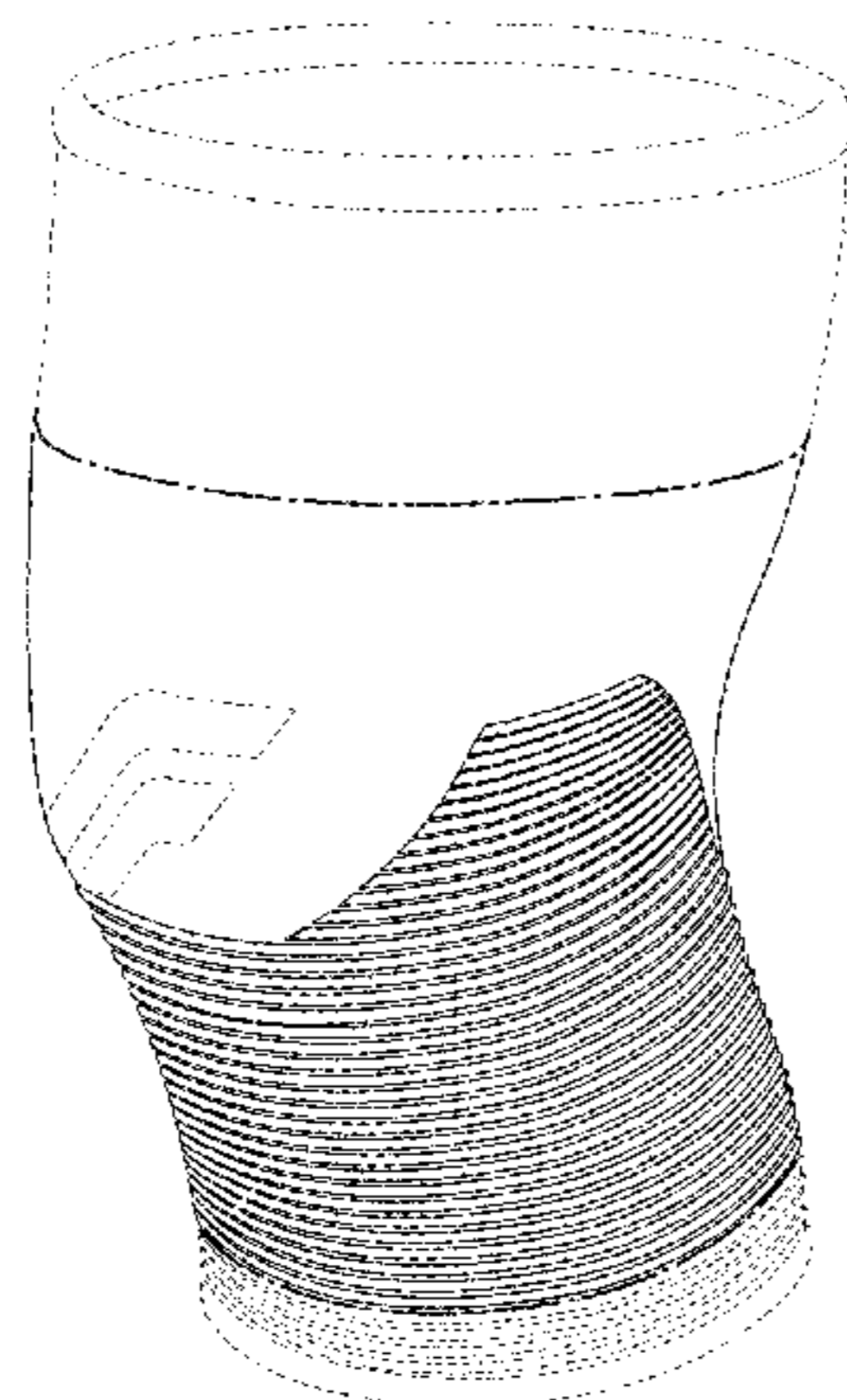
The ornamental design for a knee support, as shown and described.

DESCRIPTION

FIG. 1 is a perspective view showing the new design for a knee support;
FIG. 2 is a front view thereof;
FIG. 3 is a rear view thereof;
FIG. 4 is a left side view thereof;
FIG. 5 is a right side view thereof;
FIG. 6 is a top view thereof; and,
FIG. 7 is a bottom view thereof.

The portions of the knee support in FIGS. 1-7 shown in broken lines are included to show features that form no part of the claimed design. In addition, the dot-dash-dot type broken lines shown in the drawing views define the boundaries of the claimed design and form no part of the claimed design.

1 Claim, 7 Drawing Sheets



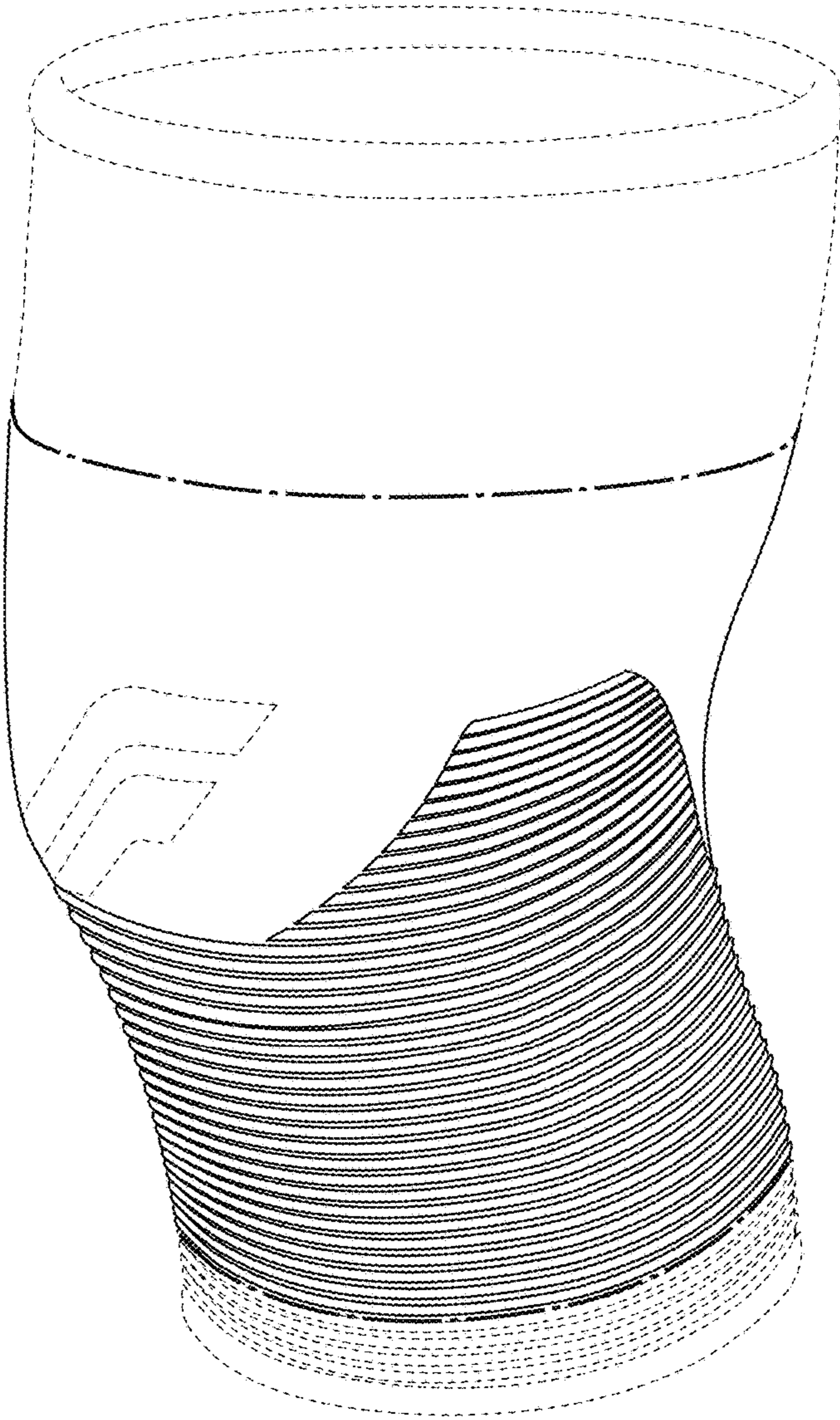


FIG. 1

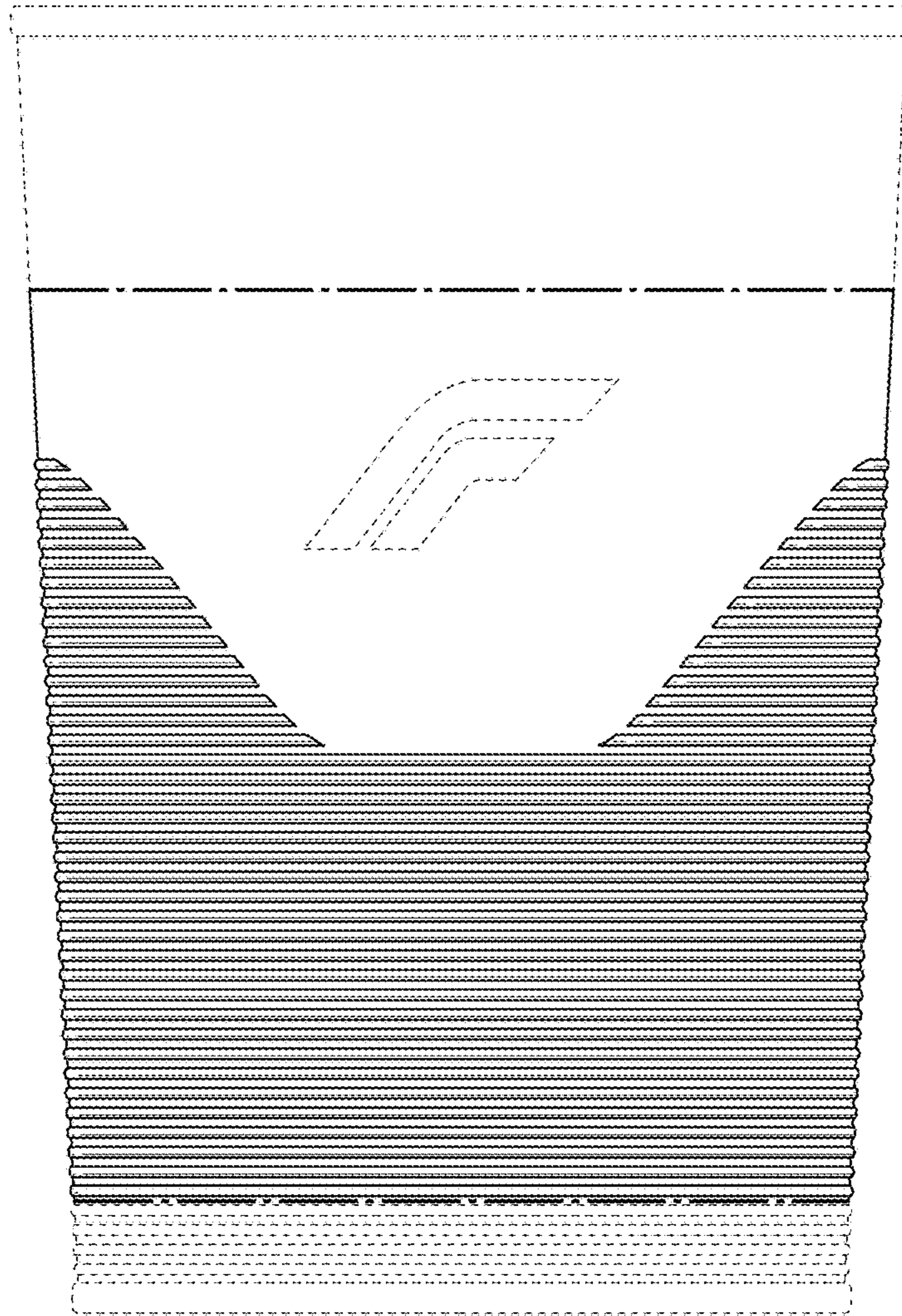


FIG. 2

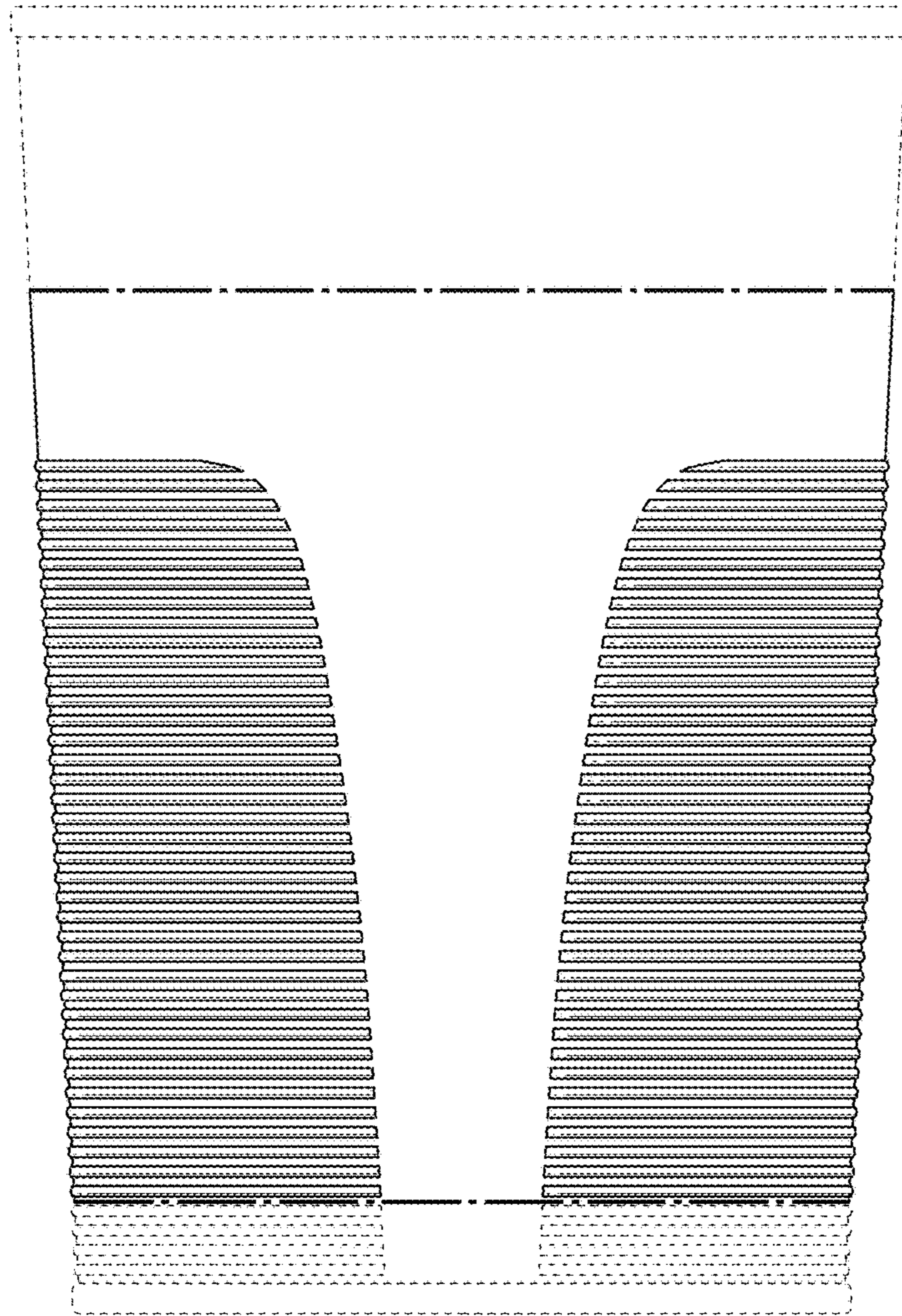


FIG. 3

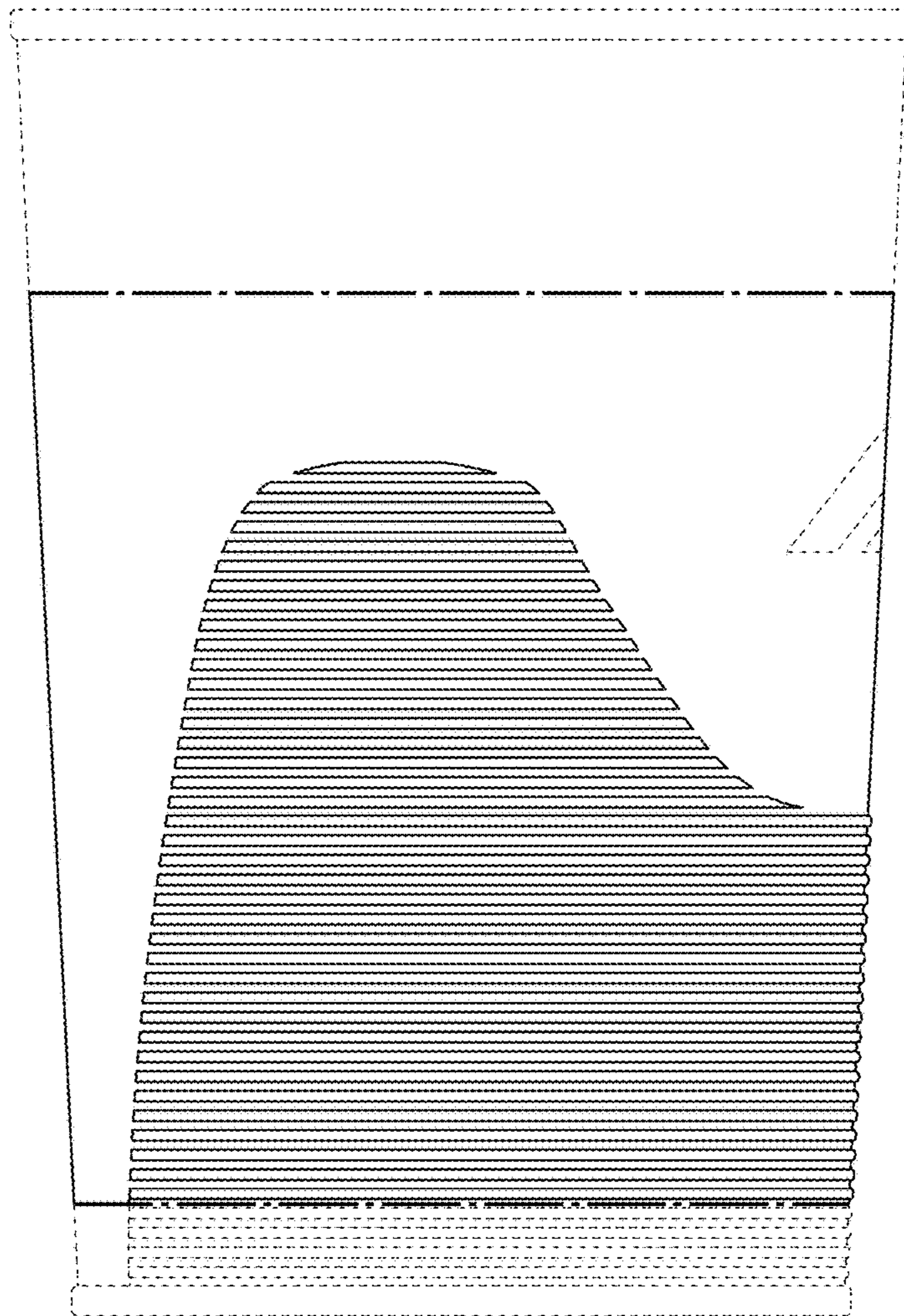


FIG. 4

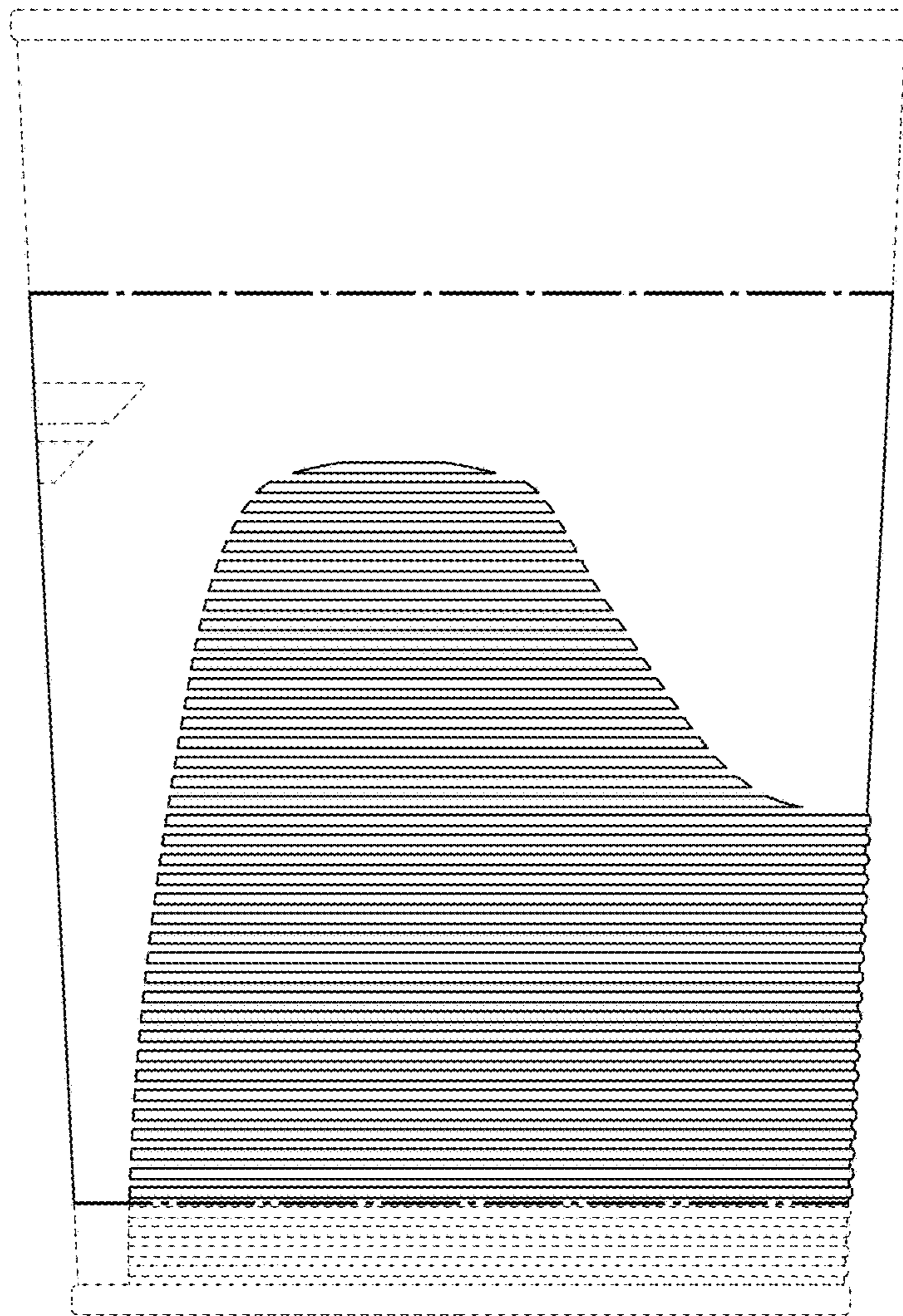


FIG. 5




FIG. 6




FIG. 7