



US00D851206S

(12) **United States Design Patent**
Howell, Jr.

(10) **Patent No.:** **US D851,206 S**
(45) **Date of Patent:** **** Jun. 11, 2019**

- (54) **TREE SIZING HOOK STRAP**
- (71) Applicant: **Kenneth Howell, Jr.**, Des Allemands, LA (US)
- (72) Inventor: **Kenneth Howell, Jr.**, Des Allemands, LA (US)
- (**) Term: **15 Years**
- (21) Appl. No.: **29/621,462**
- (22) Filed: **Oct. 9, 2017**

D595,930 S *	7/2009	Perry	D2/626
D652,701 S *	1/2012	Cranny	D8/44
8,776,323 B2 *	7/2014	McLennan	B60P 7/0823 24/170
D718,438 S *	11/2014	Davis	D24/128
D782,286 S *	3/2017	Rothbaum	D8/356
D823,671 S *	7/2018	Rothbaum	D8/356
2003/0097736 A1 *	5/2003	Blankenship	A63B 57/00 24/302
2003/0201377 A1 *	10/2003	Davis	B60P 7/0823 248/508
2009/0119892 A1 *	5/2009	Breeden	B60P 7/083 24/68 CD
2009/0241307 A1 *	10/2009	Ayers	B60P 7/0869 24/68 CD
2012/0018250 A1 *	1/2012	Smith	A63B 27/00 182/9

Related U.S. Application Data

- (63) Continuation-in-part of application No. 15/727,701, filed on Oct. 9, 2017.
- (51) **LOC (11) Cl.** **22-99**
- (52) **U.S. Cl.**
USPC **D22/199**
- (58) **Field of Classification Search**
USPC D22/199; D29/101.1; D34/33; D8/16, D8/19, 354, 355, 372, 367, 376, 349, 363, D8/370, 371, 382, 373, 44, 18; D6/323, D6/550; D32/54; D24/128, 184; D14/376, 452
CPC A01M 31/02; A01G 17/12
See application file for complete search history.

* cited by examiner

Primary Examiner — Eliza Z Bennett-Hattan
(74) *Attorney, Agent, or Firm* — Norton IP Law Firm; Taylor M. Norton

(56) **References Cited**

U.S. PATENT DOCUMENTS

3,774,953 A *	11/1973	Babcock	A01G 17/04 114/221 R
6,610,032 B1 *	8/2003	Prody	A61M 27/00 604/179

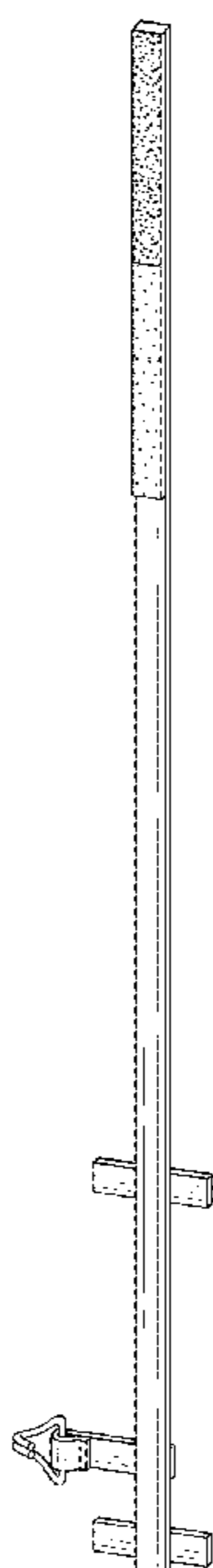
(57) **CLAIM**

The ornamental design for a tree sizing hook strap, as shown and described.

DESCRIPTION

FIG. 1 is a front top perspective view of a tree sizing hook strap showing my new design;
FIG. 2 is a back side elevation view thereof;
FIG. 3 is a front side elevation view thereof;
FIG. 4 is a bottom side view thereof;
FIG. 5 is a top side view thereof;
FIG. 6 is a left side elevation view thereof; and,
FIG. 7 is a right side elevation view thereof.

1 Claim, 3 Drawing Sheets



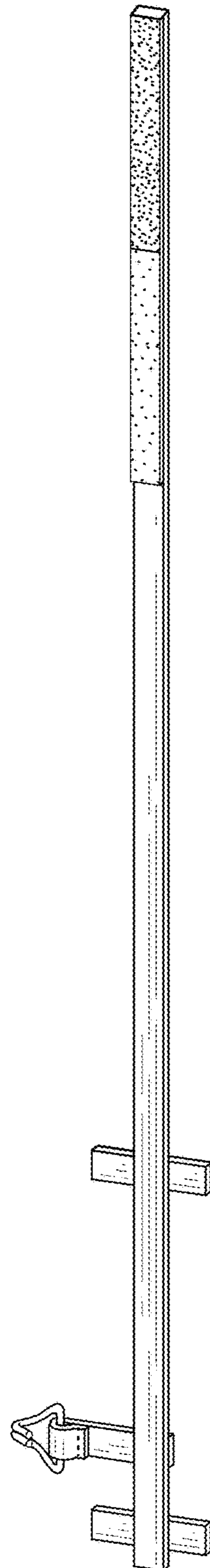


FIG. 1

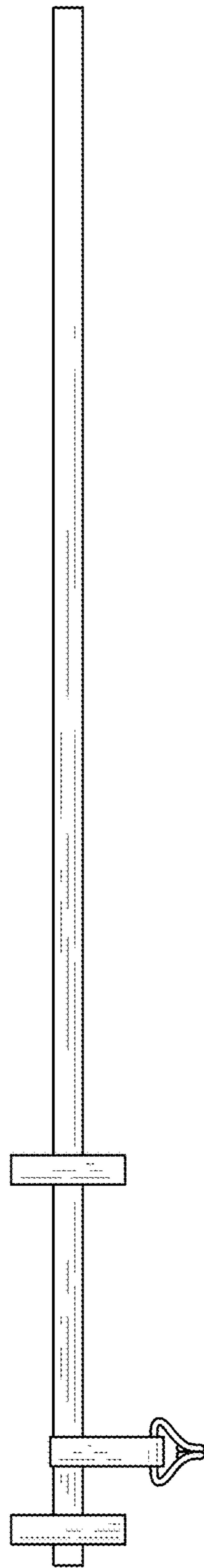


FIG. 2

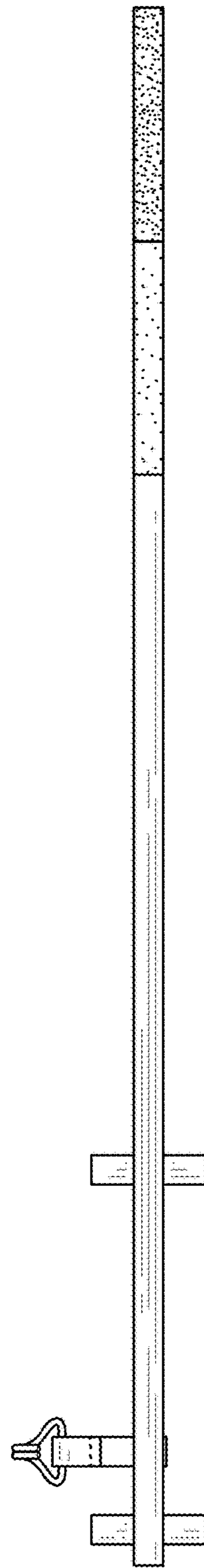


FIG. 3

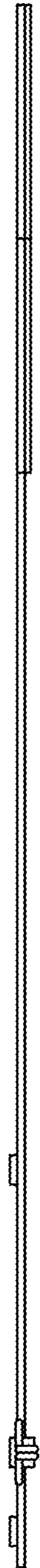


FIG. 4

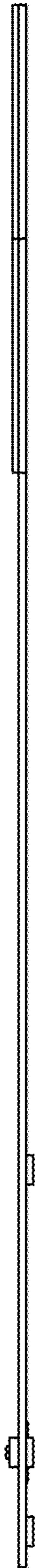


FIG. 5

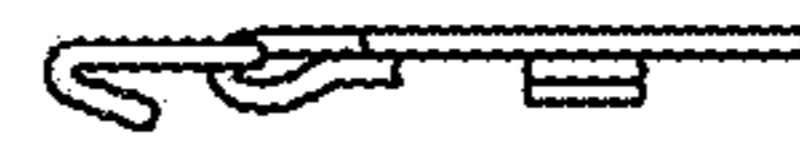


FIG. 6




FIG. 7