



US00D851196S

(12) **United States Design Patent**
Chester et al.

(10) **Patent No.:** **US D851,196 S**
(45) **Date of Patent:** **** Jun. 11, 2019**

- (54) **PLATE FOR A FIREARM**
- (71) Applicant: **Outlander, LLC**, Eagle, ID (US)
- (72) Inventors: **Roy Chester**, Eagle, ID (US); **Steve Hayes**, Eagle, ID (US); **Nolan Blake Young**, Eagle, ID (US)
- (73) Assignee: **Outlander LLC**, Eagle, ID (US)
- (**) Term: **15 Years**
- (21) Appl. No.: **29/599,713**
- (22) Filed: **Apr. 6, 2017**
- (51) **LOC (11) Cl.** **22-01**
- (52) **U.S. Cl.**
USPC **D22/108**; D22/110
- (58) **Field of Classification Search**
USPC D22/101, 107–111, 199; D8/349,
D8/353–354
CPC F41A 23/005; F41A 23/52; F41A 23/56;
F41A 23/16; F41A 23/18; F41A 23/10;
F41C 27/00
See application file for complete search history.

(56) **References Cited**

U.S. PATENT DOCUMENTS

D248,274 S *	6/1978	Kingston	D8/354
D436,516 S *	1/2001	Lambacher	D8/349
6,330,815 B1 *	12/2001	Duncan		
D502,244 S *	2/2005	Oz	D22/109
D533,547 S *	12/2006	Sergi	D14/238
D559,083 S *	1/2008	Brassard	D8/354
D560,221 S *	1/2008	Hoglan	D14/451
D560,677 S *	1/2008	Wohlford	D14/451
D561,864 S *	2/2008	Rigler	D22/110
D566,648 S *	4/2008	Lee	B62J 11/00 D12/415
D571,188 S *	6/2008	Brassard	D8/354
D575,220 S *	8/2008	Pockalny	D12/223
D588,672 S *	3/2009	Swan	D22/109

7,726,617 B2 *	6/2010	Zambelli	F16M 11/041 248/222.12
D619,195 S *	7/2010	Bengtsson	D22/110
8,602,277 B2 *	12/2013	Lee	B60R 11/0258 224/282
8,613,379 B2 *	12/2013	Lee	B62J 11/00 224/282

(Continued)

OTHER PUBLICATIONS

Strike Industries G.U.M. Universal Mount for Glock Pistols, posted at Primary Arms, review posted Apr. 15, 2015. [Site visited Oct. 13, 2018]. URL: <<https://www.primaryarms.com/strike-industries-universal-mounting-plate-for-glock-firearms-handgunss-si-glock-gum>> (Year: 2015).*

(Continued)

Primary Examiner — Kevin K Rudzinski
Assistant Examiner — Kathleen L Jones
(74) *Attorney, Agent, or Firm* — Banner & Witcoff, Ltd.

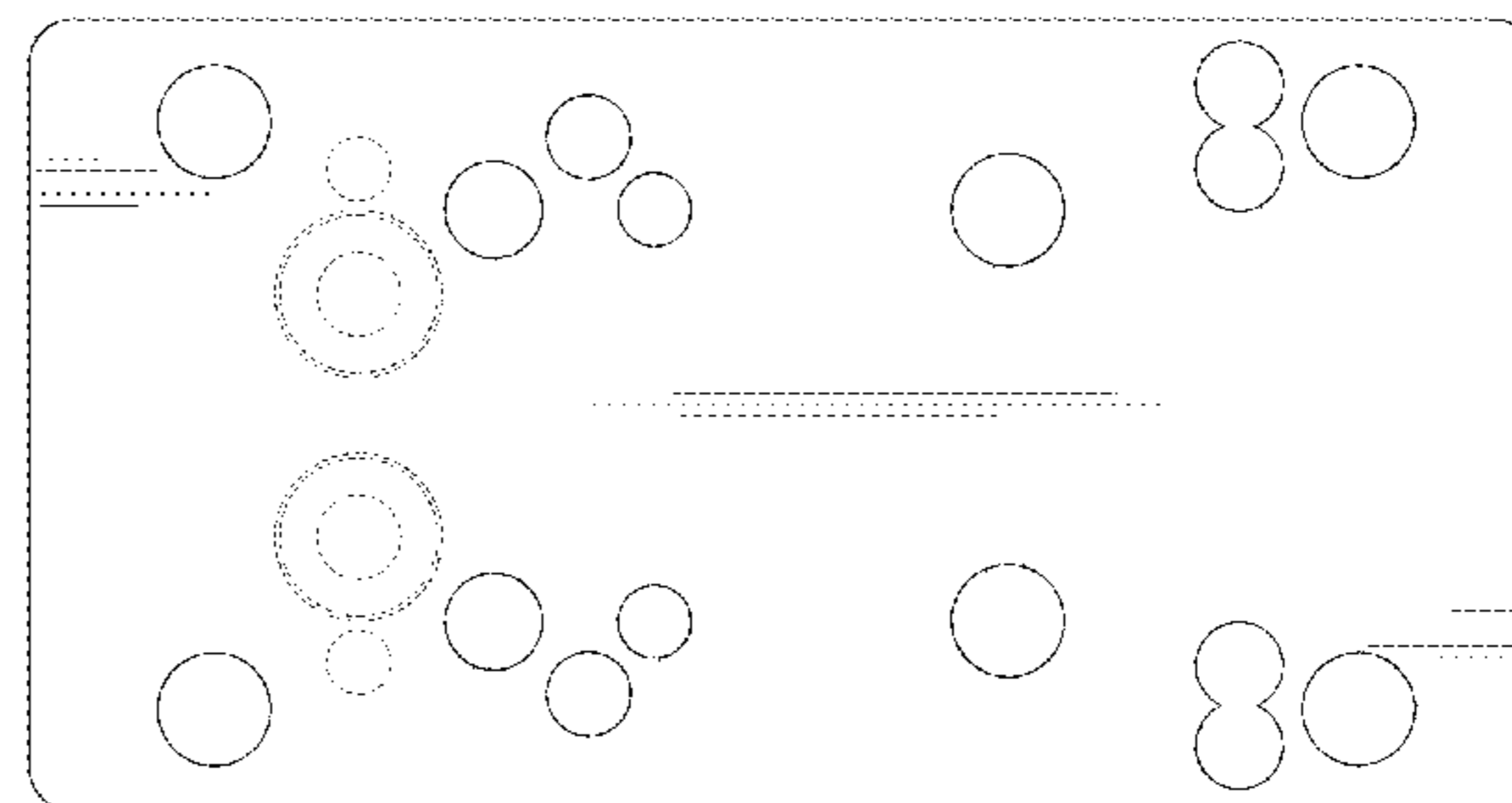
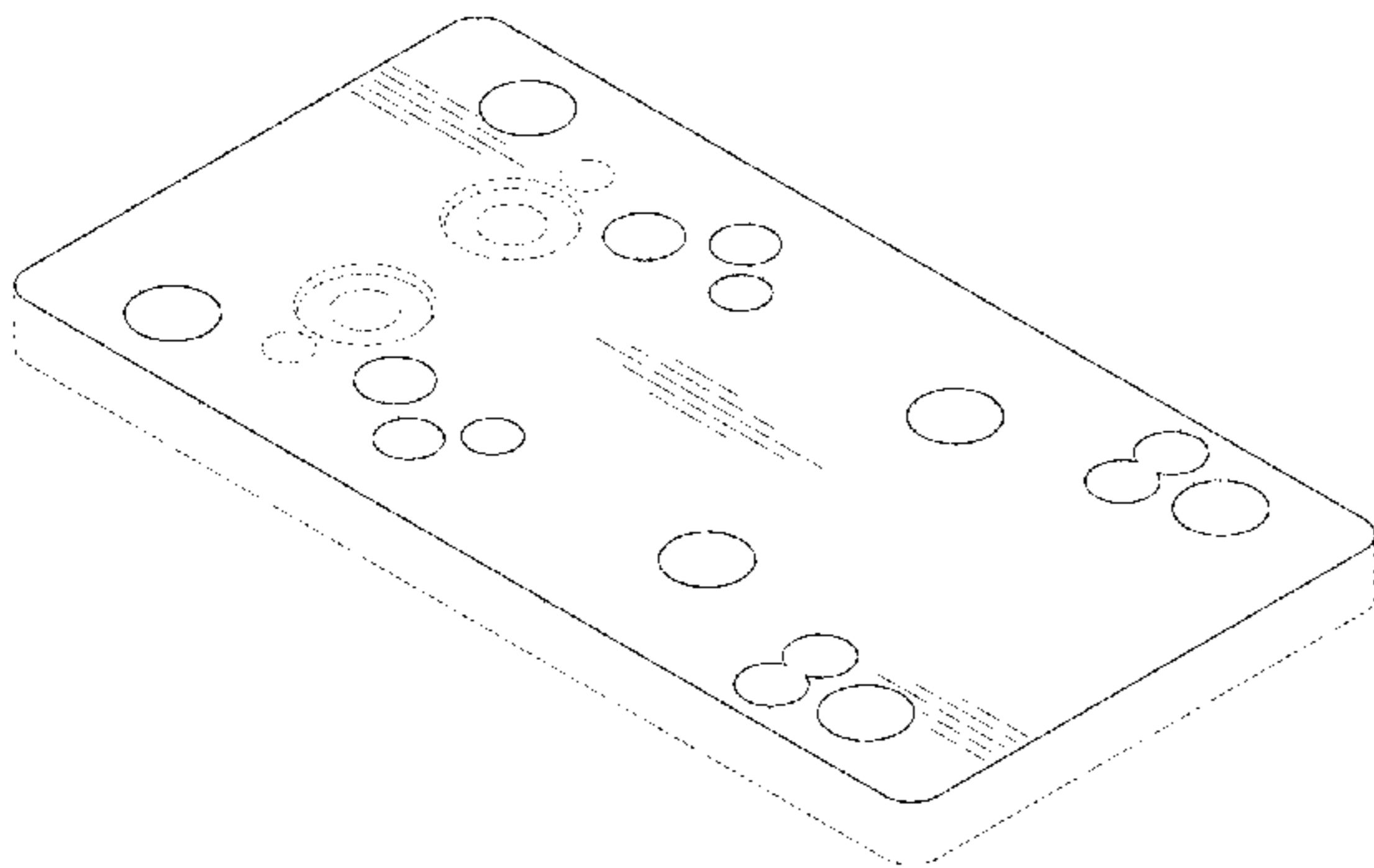
(57) **CLAIM**

The ornamental design for an plate for a firearm, as shown and described.

DESCRIPTION

FIG. 1 is a front perspective view of an plate for a firearm showing our new design;
FIG. 2 is a side view thereof;
FIG. 3 is an opposite side view thereof;
FIG. 4 is a front view thereof;
FIG. 5 is a rear view thereof;
FIG. 6 is a top view thereof; and,
FIG. 7 is a bottom view thereof.
The broken lines immediately adjacent to the shaded area represent unclaimed boundaries of the design. All other broken lines showing the remainder of the plate for a firearm represent unclaimed subject matter. All broken lines form no part of the claimed design.

1 Claim, 5 Drawing Sheets



(56)

References Cited

U.S. PATENT DOCUMENTS

D736,064 S * 8/2015 Wachswender D8/354
D811,512 S * 2/2018 Jenkinson D22/108
D829,531 S * 10/2018 Kanter D8/354
D830,158 S * 10/2018 Klein D8/380
D832,970 S * 11/2018 Jen D22/108
10,161,162 B2 * 12/2018 Schaeffer E05B 15/02
2017/0328658 A1 * 11/2017 Butler

OTHER PUBLICATIONS

Ram-D-1115BU RAM Mount Universal Mounting Plate, posted at The Mount Depot, posting date Apr. 25, 2018. [Site visited Oct. 13, 2018] URL: <https://www.themountdepot.com/RAM_D_1115BU_p/ram-d-1115bu.htm> (Year: 2018).*

Magnet Universal Mount, posted at STLFinder, posting date not available. [Site visited Oct. 13, 2018] URL: <<https://www.stlfinder.com/model/magnet-universal-mount-znsjlrD/7760560>>.*

KR300852990, posted at Orbit.com, publication date May 11, 2016. [Site visited Oct 13, 2018] Available from Internet. (Year: 2016).*

* cited by examiner

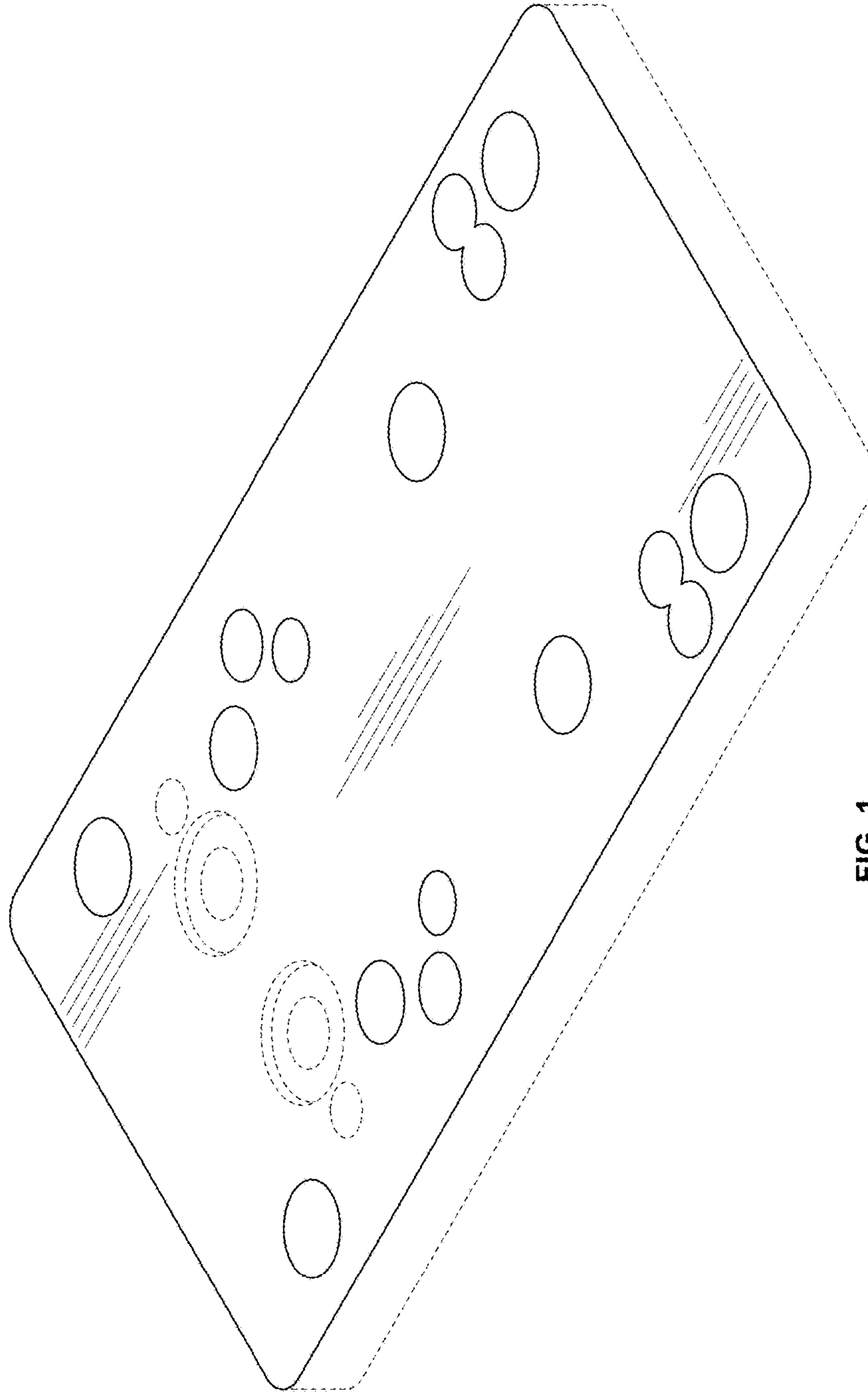


FIG. 1



FIG. 2




FIG. 3




FIG. 4




FIG. 5

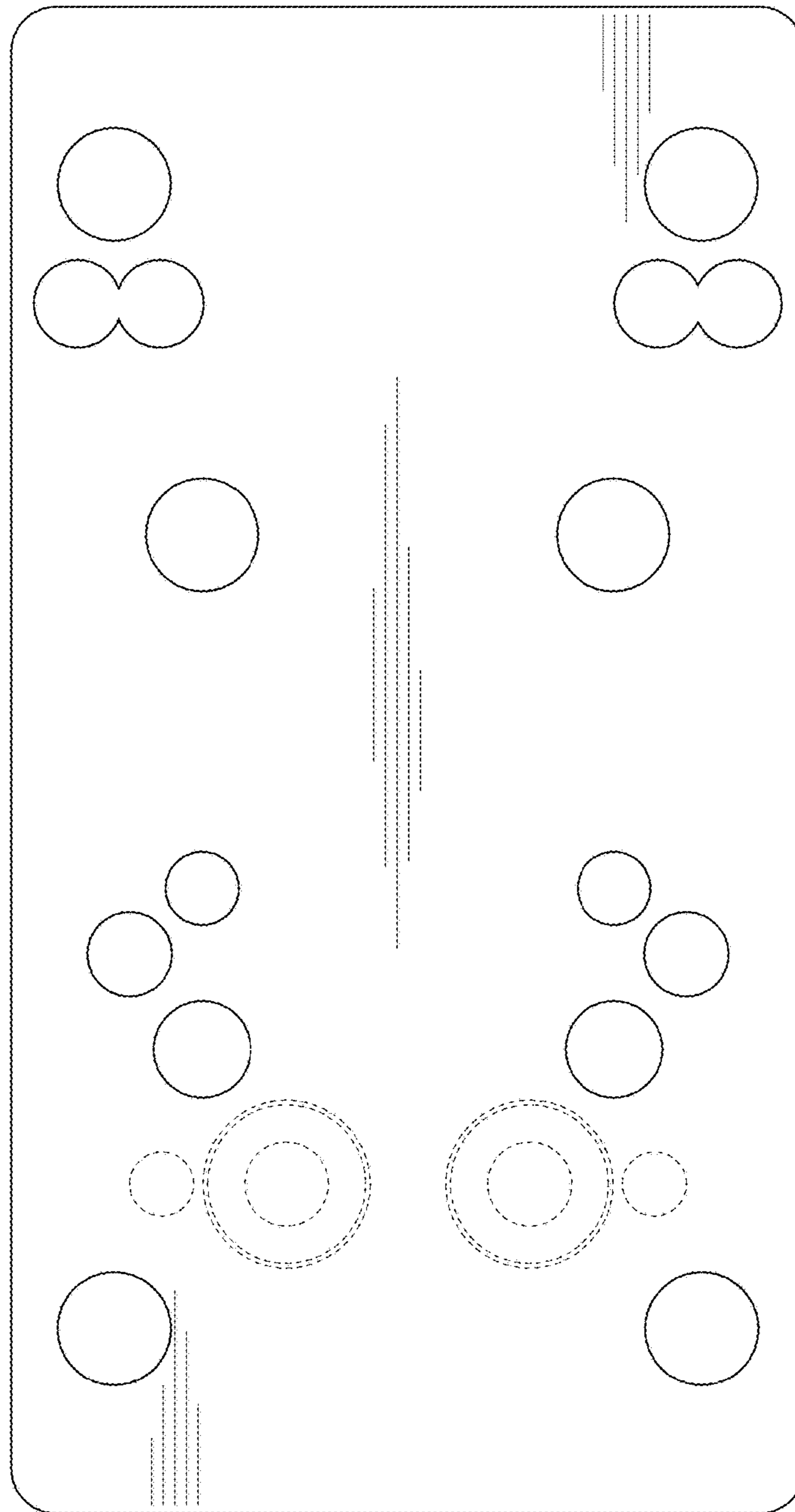


FIG. 6




FIG. 7