



US00D851179S

(12) **United States Design Patent**
Kao et al.

(10) **Patent No.:** **US D851,179 S**
(45) **Date of Patent:** **** Jun. 11, 2019**

(54) **BATH TOY**
(71) Applicant: **Skip Hop, Inc.**, New York, NY (US)
(72) Inventors: **Dah Rong Kao**, Long Island City, NY (US); **Benjamin Bearsch**, Brooklyn, NY (US)
(73) Assignee: **SKIP HOP, INC.**, New York, NY (US)
(**) Term: **15 Years**

D233,900 S * 12/1974 Stubbmann D21/611
D265,749 S * 8/1982 Nakao D21/408
4,689,032 A * 8/1987 Trossman A63H 23/10
114/296
D311,552 S * 10/1990 Kubiawicz D21/473
D365,606 S * 12/1995 Rucker D10/121
D404,442 S * 1/1999 Watanabe D21/621
D598,504 S * 8/2009 Detiger D21/401
D649,835 S * 12/2011 Lim D7/51
D698,399 S * 1/2014 Friedland D21/572

(Continued)

(21) Appl. No.: **29/636,258**
(22) Filed: **Feb. 7, 2018**
(51) **LOC (11) Cl.** **21-01**
(52) **U.S. Cl.**
USPC **D21/473; D21/576; D21/659**
(58) **Field of Classification Search**
USPC D21/398, 401, 404, 405, 407, 408, 455,
D21/460, 461, 468, 472, 473, 532, 493,
D21/576-661, 300-303, 309, 31, 313,
D21/336-338, 342, 350, 360, 394, 474,
D21/483; D23/212, 215, 222, 251, 256;
D24/193, 197-198; D7/506, 507, 516,
D7/519, 534, 622, 623; 446/15-21, 70,
446/72, 73, 74, 153-159, 166-169, 176,
446/177, 199, 246, 266, 296, 327, 328,
446/424, 472, 475, 483
CPC ... A63H 1/10; A63H 1/20; A63H 3/14; A63H
3/26; A63H 7/00; A63H 23/00; A63H
23/005; A63H 23/10; A63H 23/16; A63H
29/10; A63H 29/14; A63H 33/28; A63H
33/3022; A63H 33/3038; A63H 33/32
See application file for complete search history.

FOREIGN PATENT DOCUMENTS

CN 303267239 * 7/2015
GB 3010140 * 3/2003

(Continued)

Primary Examiner — Catherine A Tuttle
(74) *Attorney, Agent, or Firm* — Stephen J. Weyer, Esq.;
James R. Hayne, Esq.; Stites & Harbison, PLLC

(57) **CLAIM**

The ornamental design for a bath toy, as shown and described.

DESCRIPTION

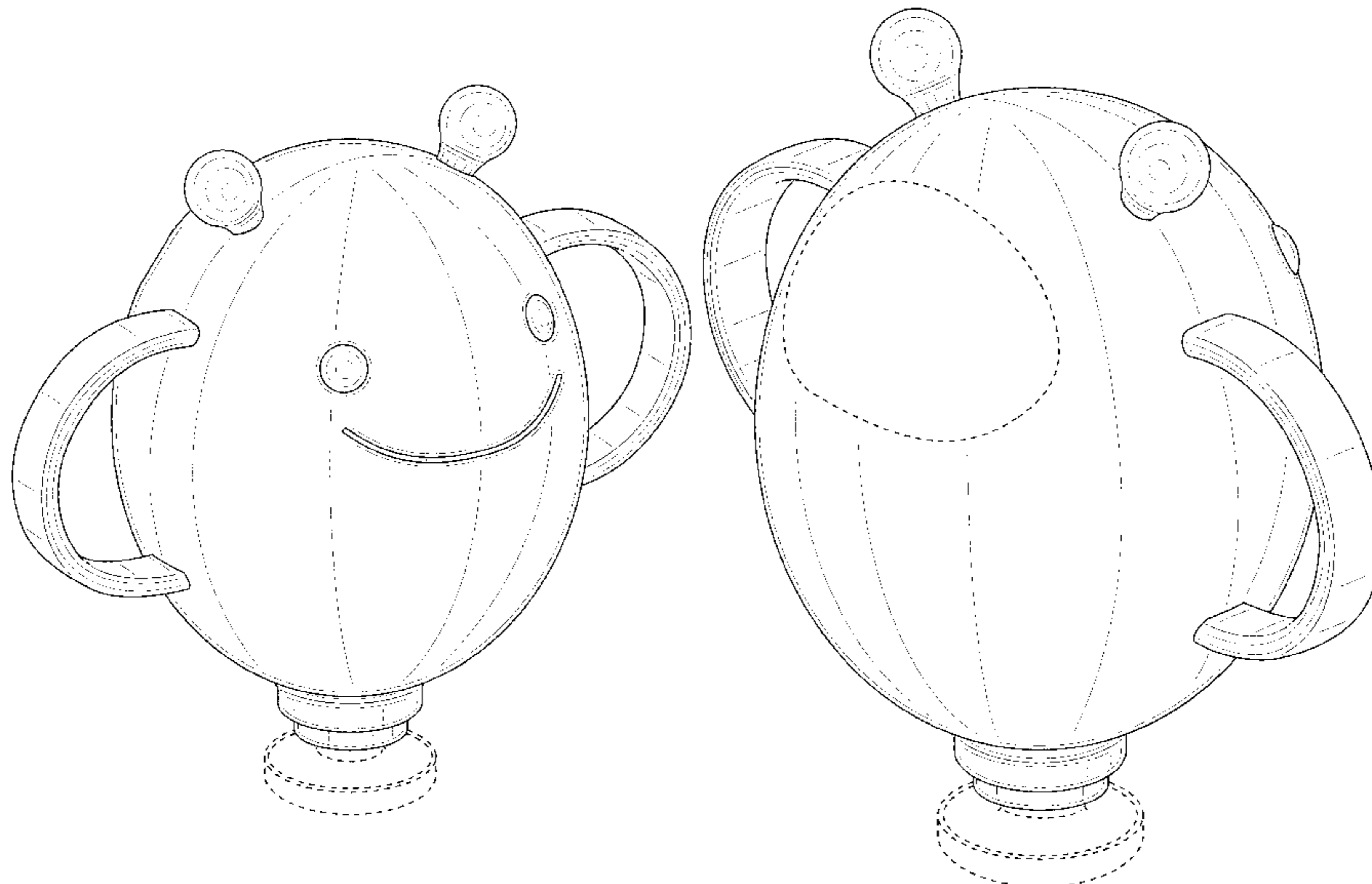
FIG. 1 is a top, front, and left side perspective view of the bath toy showing our new design.
FIG. 2 is a left side elevation view of thereof, the opposite side being a mirror image thereof.
FIG. 3 is a bottom plan view of thereof.
FIG. 4 is a top plan view thereof.
FIG. 5 is a front elevation view thereof.
FIG. 6 is a rear elevation view thereof; and,
FIG. 7 is a top, rear, and left side perspective view thereof.
The broken lines representing the rear opening and lower end portion of the bath toy form no part of the claimed design. The appearance within the rear opening likewise forms no part of the claimed design.

(56) **References Cited**

U.S. PATENT DOCUMENTS

1,814,055 A * 7/1931 Napier A63H 27/10
116/DIG. 24
D219,044 S * 10/1970 de Gelder et al. D21/460

1 Claim, 7 Drawing Sheets



(56)

References Cited

U.S. PATENT DOCUMENTS

D709,563 S * 7/2014 Baumann D21/398
D721,925 S * 2/2015 Feldman D7/623
D765,795 S * 9/2016 Bargiel D21/473
D767,939 S * 10/2016 Fernandes D7/515
D798,965 S * 10/2017 Weisman D21/473
D801,476 S * 10/2017 Lin D23/215
D805,951 S * 12/2017 Moughan D11/157
2013/0090035 A1 * 4/2013 Walker, Jr. A63F 7/2472
446/176
2018/0194519 A1 * 7/2018 McGowan B65D 25/2811

FOREIGN PATENT DOCUMENTS

JP 3174587 U * 3/2012 A63H 23/10
WO D052437-001 * 9/2000
WO WO-2004033057 A1 * 4/2004 A63H 23/10

* cited by examiner




FIG. 1

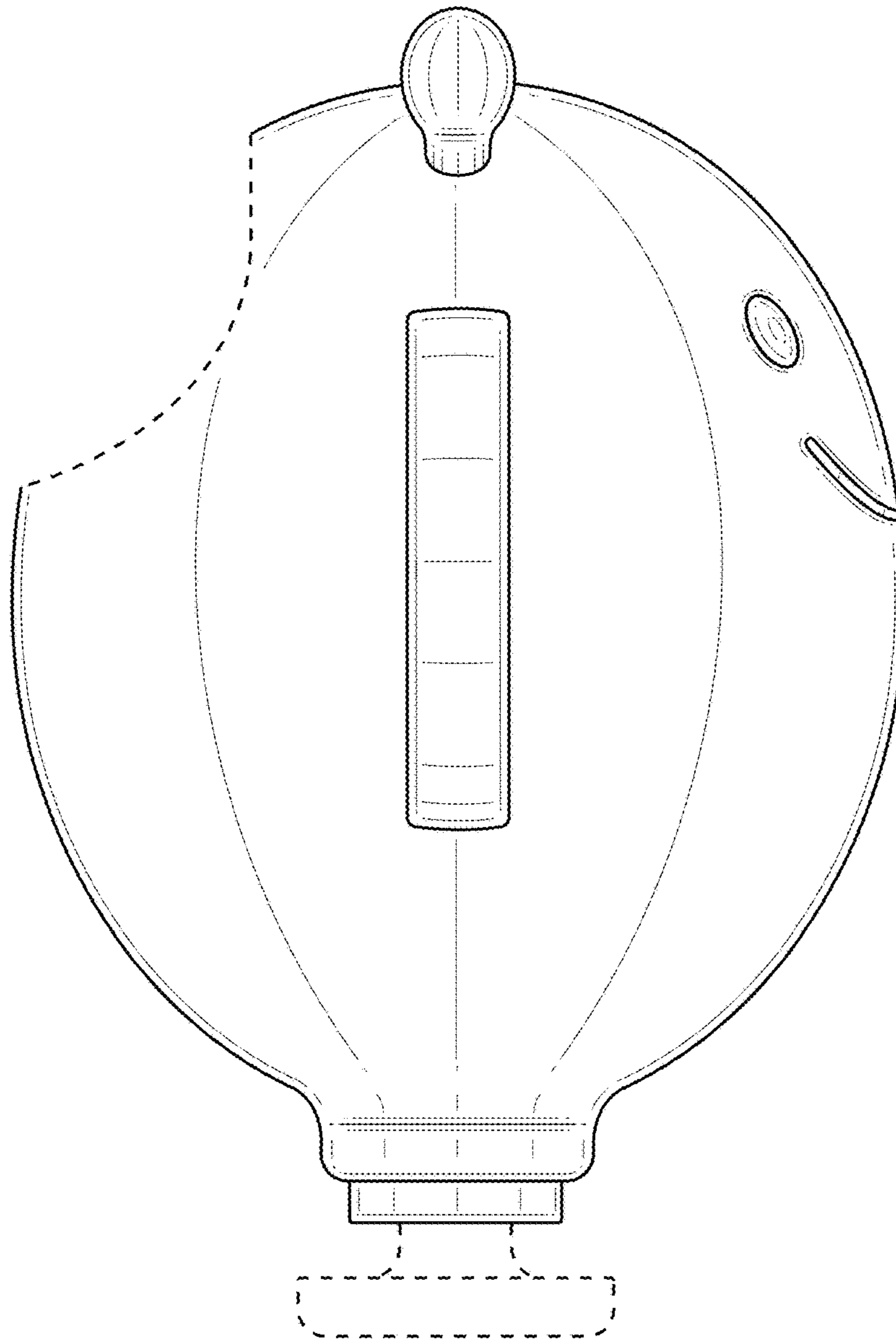


FIG. 2

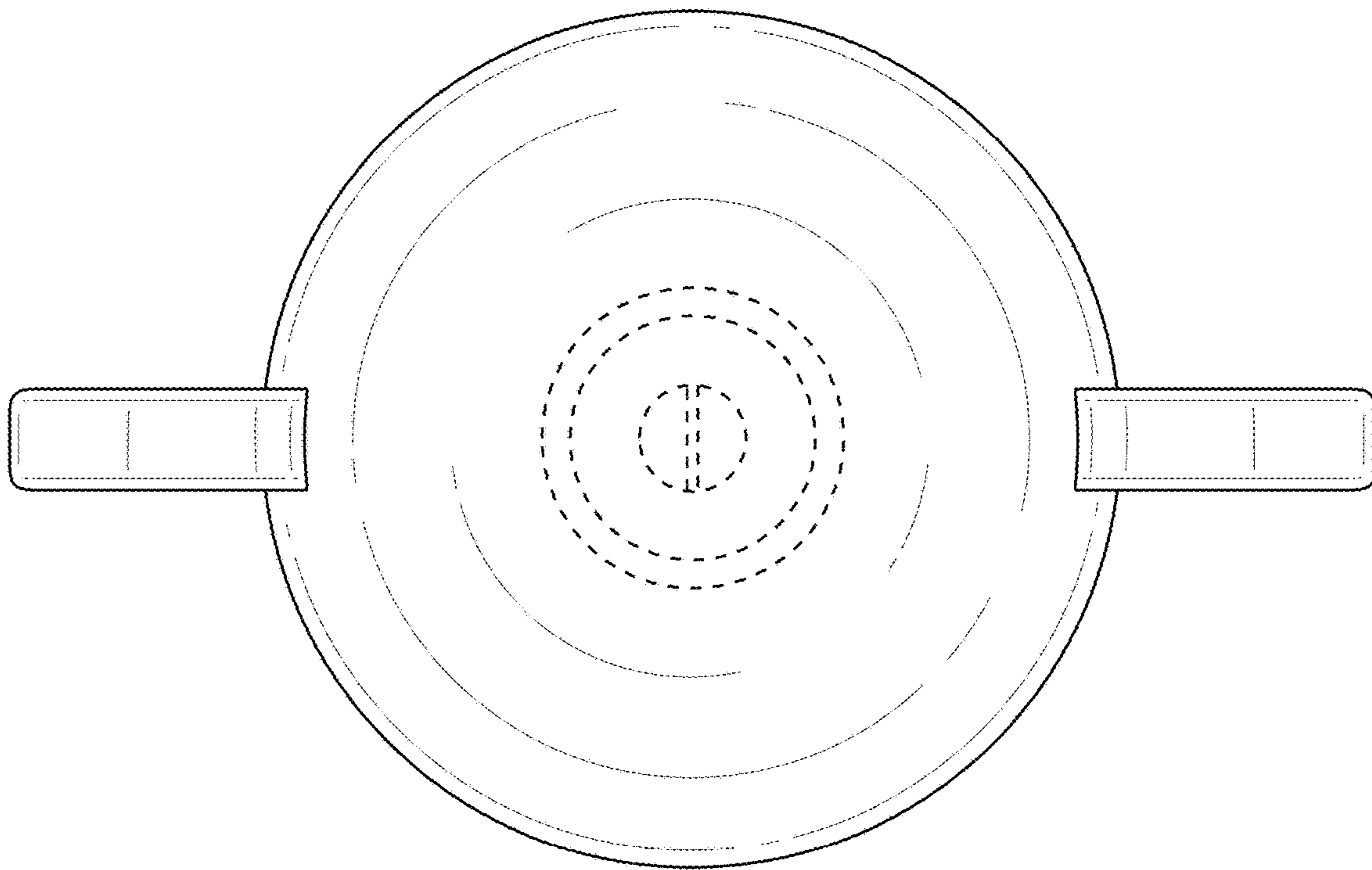


FIG. 3

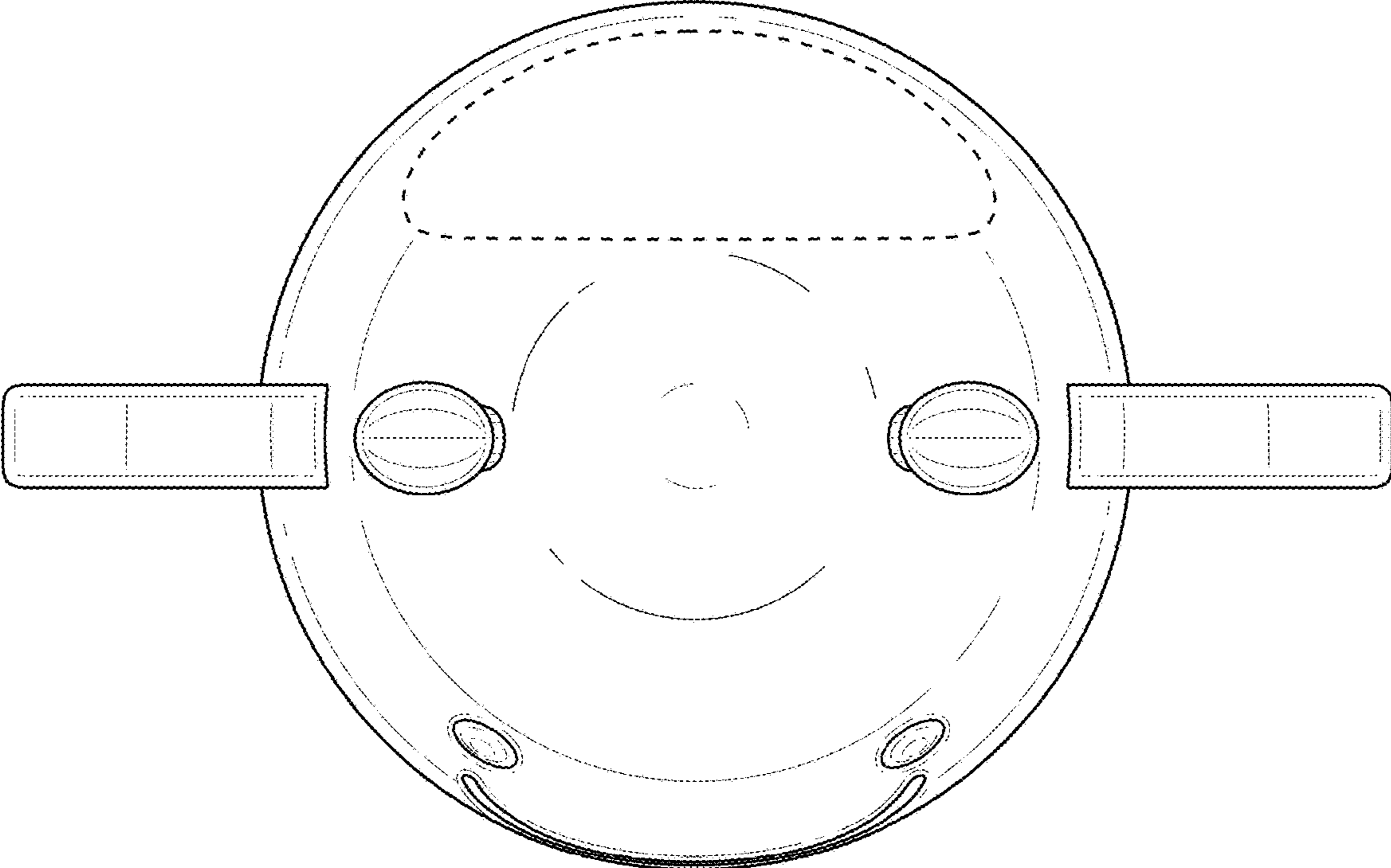


FIG. 4

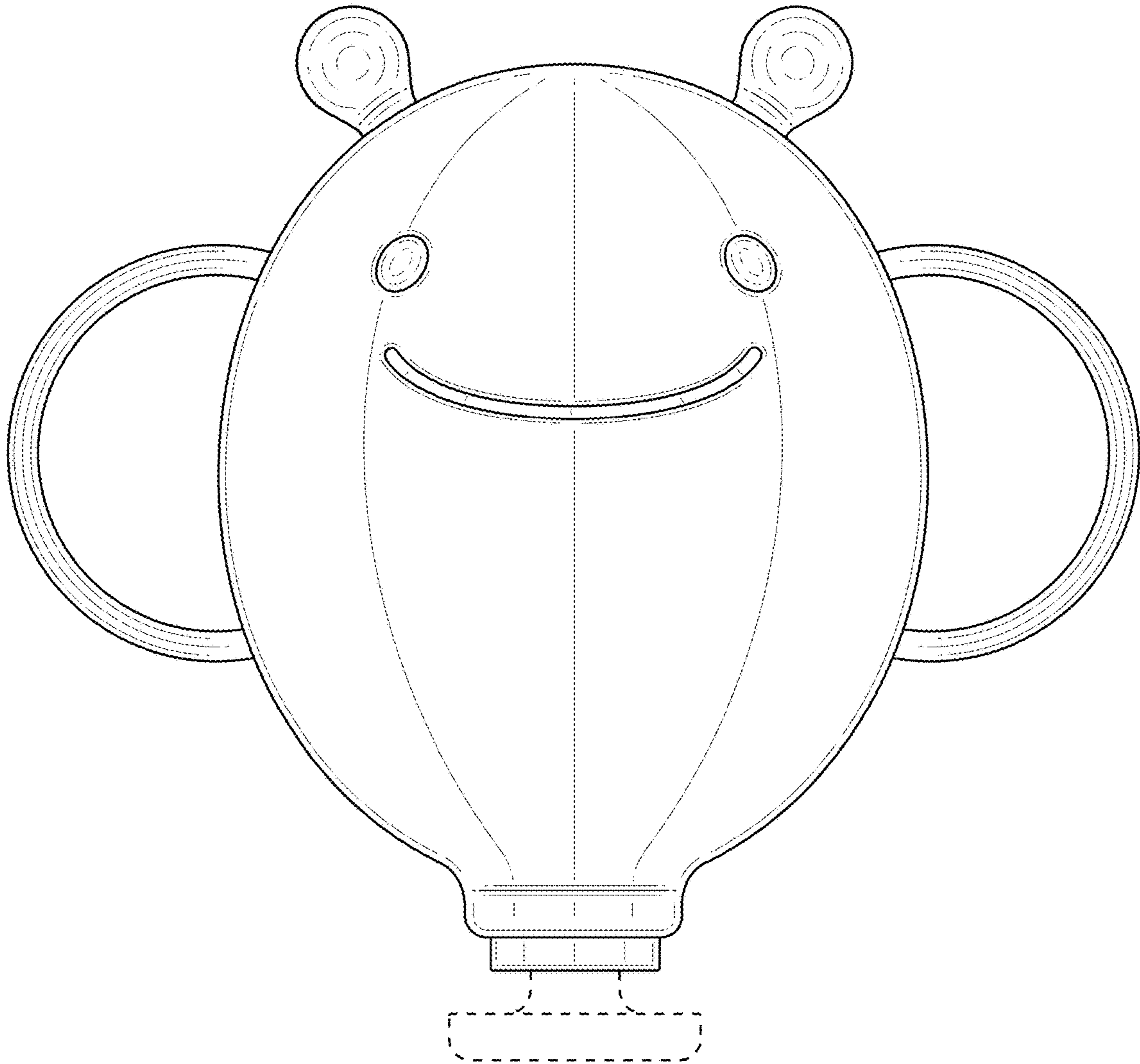


FIG. 5

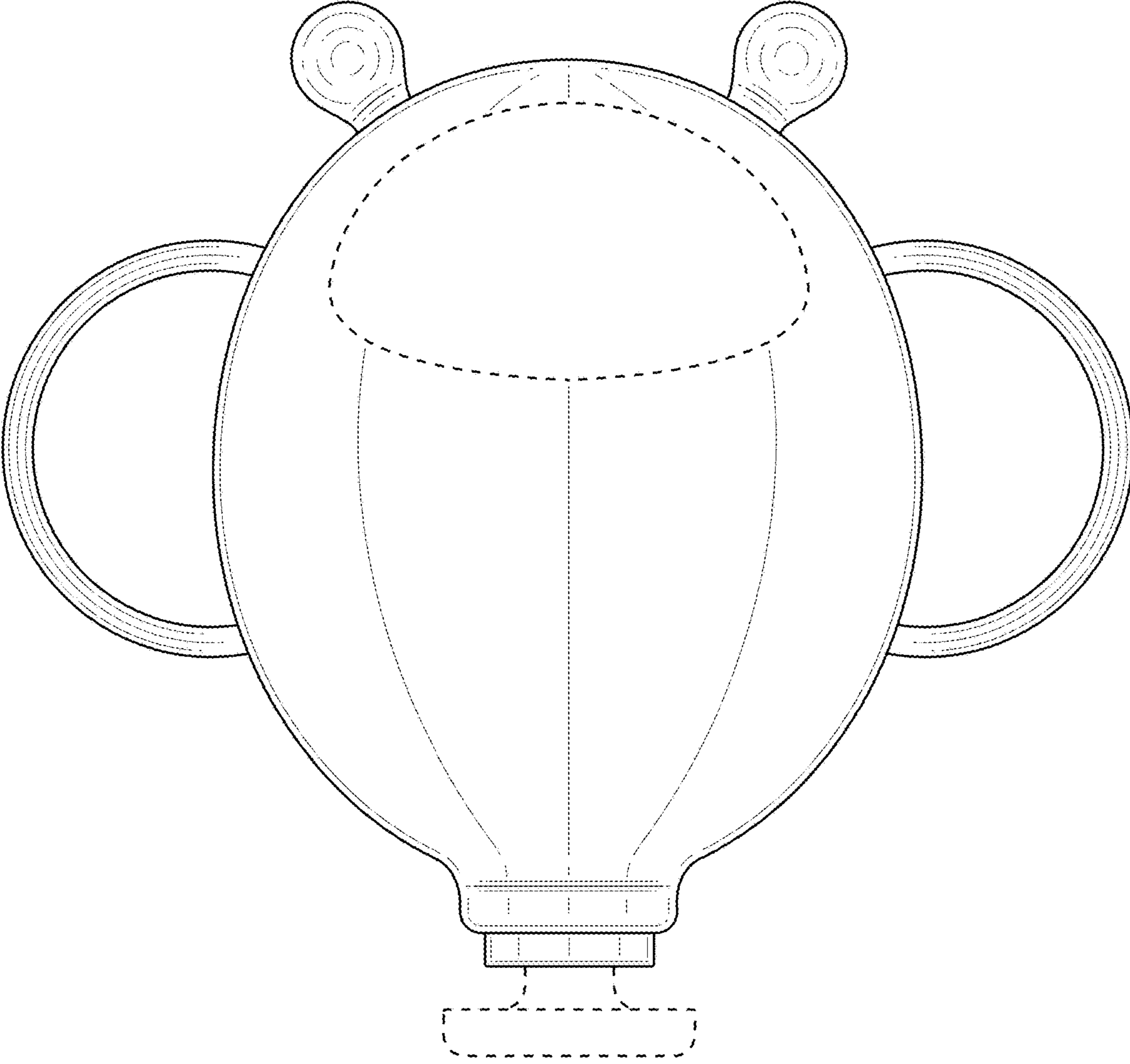


FIG. 6

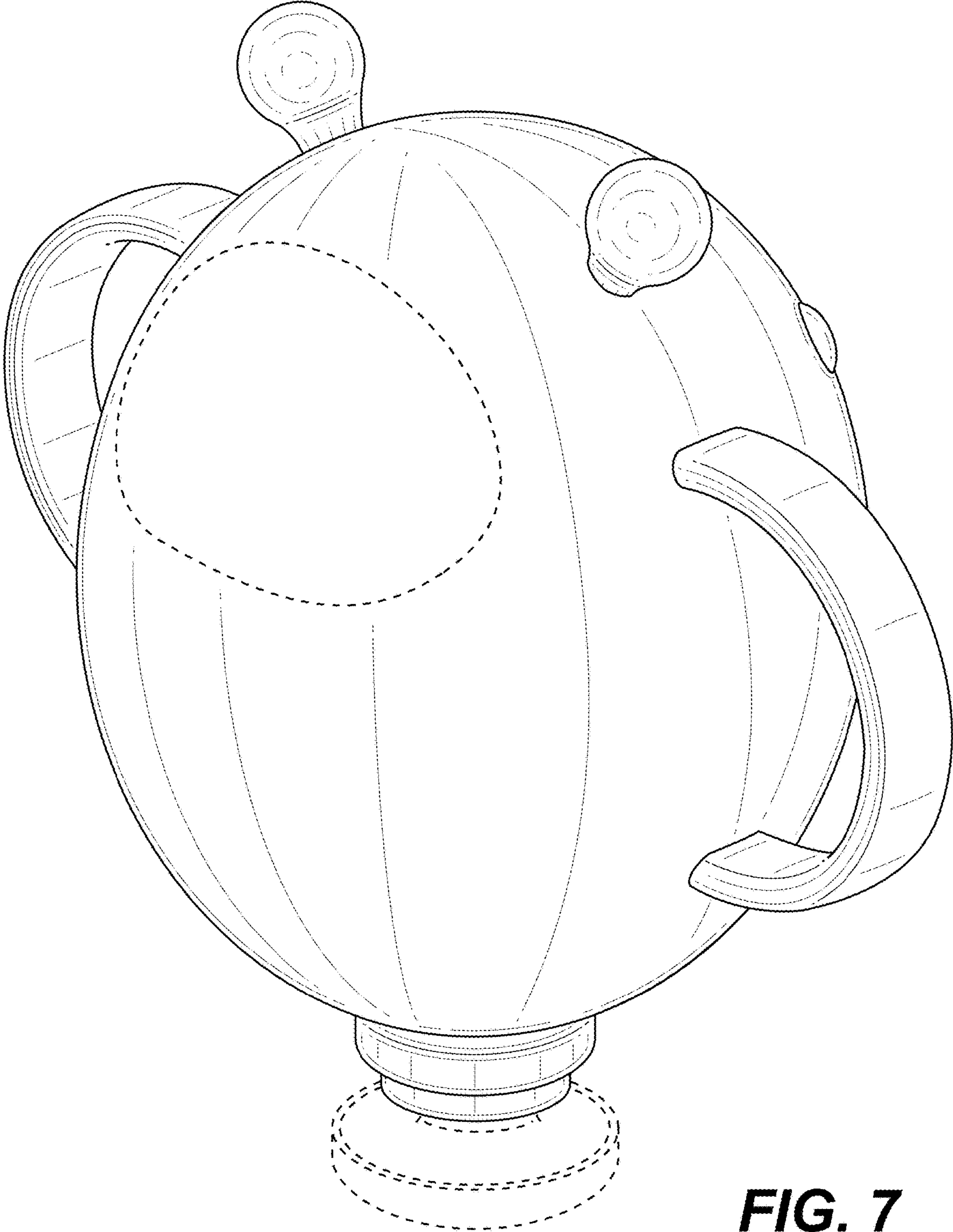


FIG. 7