



US00D851174S

(12) **United States Design Patent** (10) **Patent No.:** **US D851,174 S**  
**Ossola** (45) **Date of Patent:** **\*\* Jun. 11, 2019**

(54) **PEN**  
(71) Applicant: **PREMEC SA**, Cadempino (CH)  
(72) Inventor: **Luca Ossola**, Aldesago (CH)  
(73) Assignee: **PREMEC SA**, Cadempino (CH)  
(\*\*) Term: **15 Years**  
(21) Appl. No.: **35/501,584**  
(22) Filed: **Aug. 23, 2016**  
(80) **Hague Agreement Data**  
Int. Filing Date: **Aug. 23, 2016**  
Int. Reg. No.: **DM/092365**  
Int. Reg. Date: **Aug. 23, 2016**  
Int. Reg. Pub. Date: **Sep. 16, 2016**

(30) **Foreign Application Priority Data**  
Jul. 13, 2016 (EM) ..... 003305028-0001  
(51) **LOC (11) Cl.** ..... **19-06**  
(52) **U.S. Cl.**  
USPC ..... **D19/175**  
CPC ..... **B43K 5/005** (2013.01)  
(58) **Field of Classification Search**  
USPC ..... D19/115-204  
CPC . B43K 5/005; B43K 7/00; B43K 7/01; B43K  
7/10; B43K 7/12; B43K 19/00; B43K  
19/02; B43K 8/04  
See application file for complete search history.

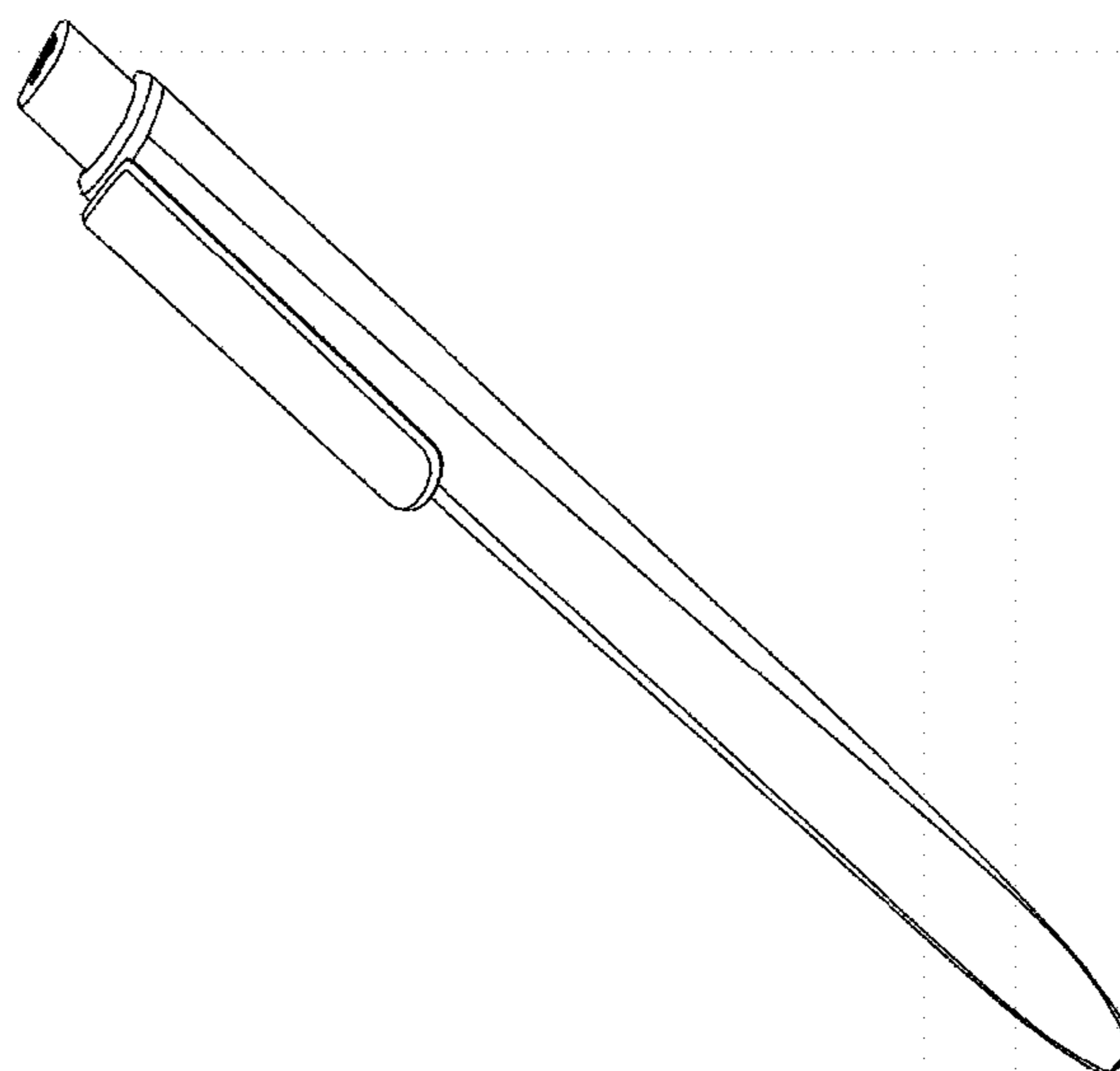
(56) **References Cited**  
U.S. PATENT DOCUMENTS  
D610,615 S \* 2/2010 Li ..... D19/173  
D616,935 S \* 6/2010 Zhang ..... D19/166  
D626,996 S \* 11/2010 Leibeck ..... D19/173  
D628,640 S \* 12/2010 Wang ..... D19/173  
D628,641 S \* 12/2010 Zhang ..... D19/172  
D632,333 S \* 2/2011 Zhang ..... D19/175  
D641,409 S \* 7/2011 Wang ..... D19/167  
D641,787 S \* 7/2011 Tan ..... D19/165  
D646,326 S \* 10/2011 Koreska ..... D19/166  
D647,961 S \* 11/2011 Zhang ..... D19/166  
D647,964 S \* 11/2011 Wang ..... D19/167  
D662,983 S \* 7/2012 Zhang ..... D19/168  
D708,265 S \* 7/2014 Debbas ..... D19/199  
D736,855 S \* 8/2015 Fan ..... D19/173  
D742,967 S \* 11/2015 Lei ..... D19/173  
D746,375 S \* 12/2015 Ossola ..... D19/177


\* cited by examiner  
*Primary Examiner* — Richard E Chilcot  
(74) *Attorney, Agent, or Firm* — Baker & McKenzie LLP

(57) **CLAIM**  
The ornamental design for a pen, as shown and described.

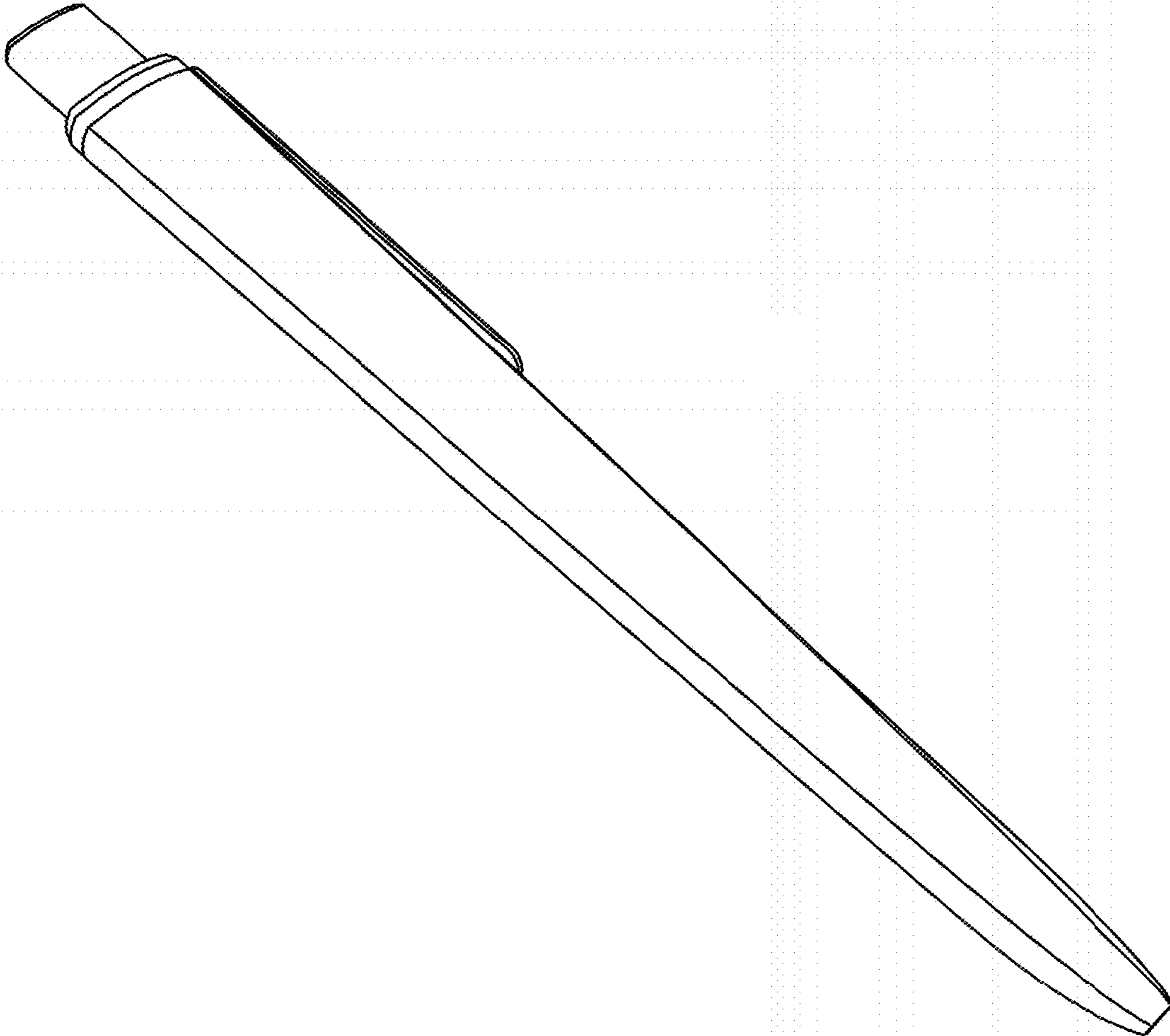
**DESCRIPTION**  
1.1: a perspective view of my new design;  
1.2: a rear perspective view of my new design;  
1.3: a left side elevational view thereof;  
1.4: a right side elevational view thereof;  
1.5: a front elevational view thereof;  
1.6: a back elevational view thereof;  
1.7: a top view thereof; and  
1.8: a bottom view thereof.

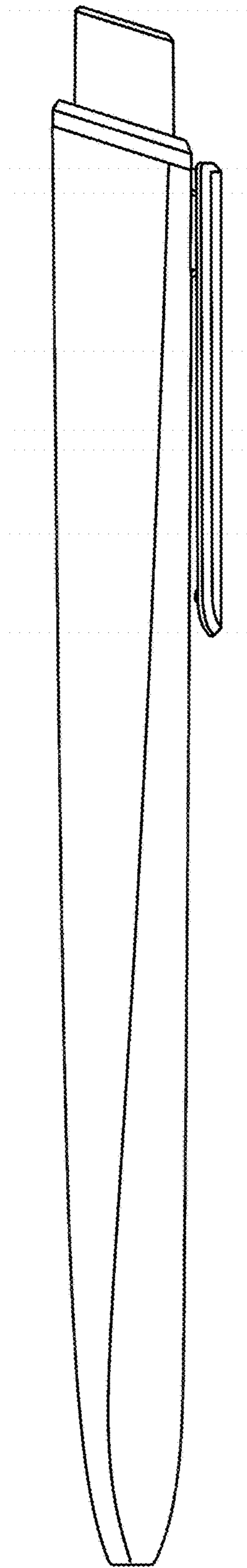
**1 Claim, 7 Drawing Sheets**



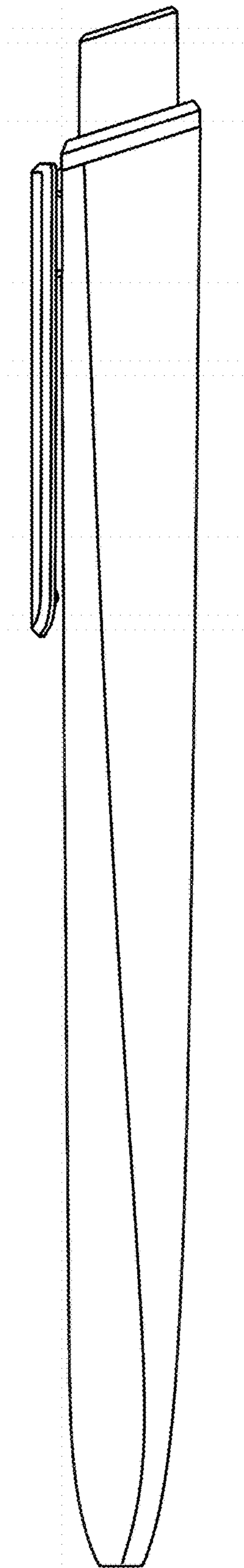


1.1

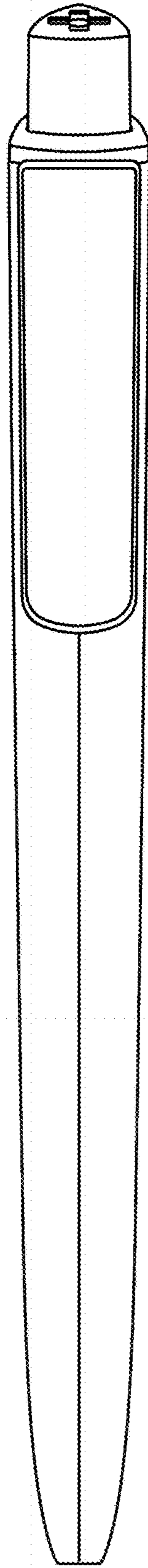





1.3



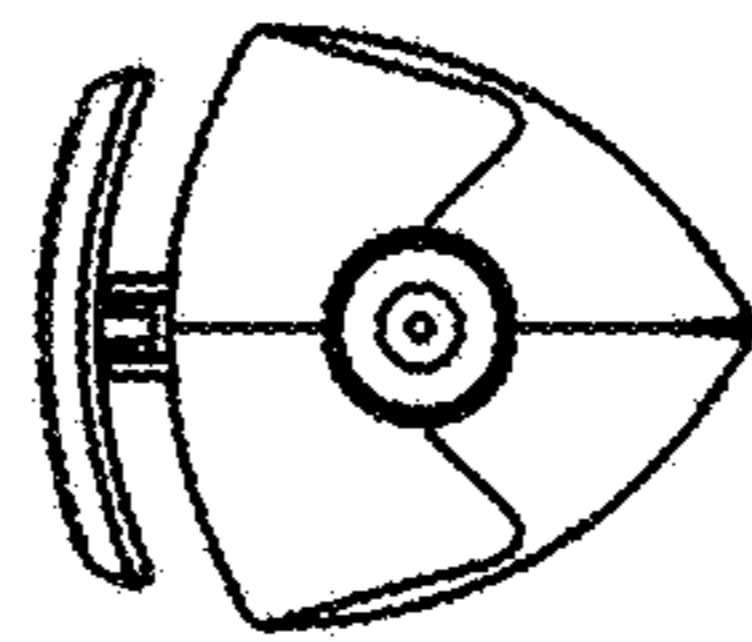
1.4



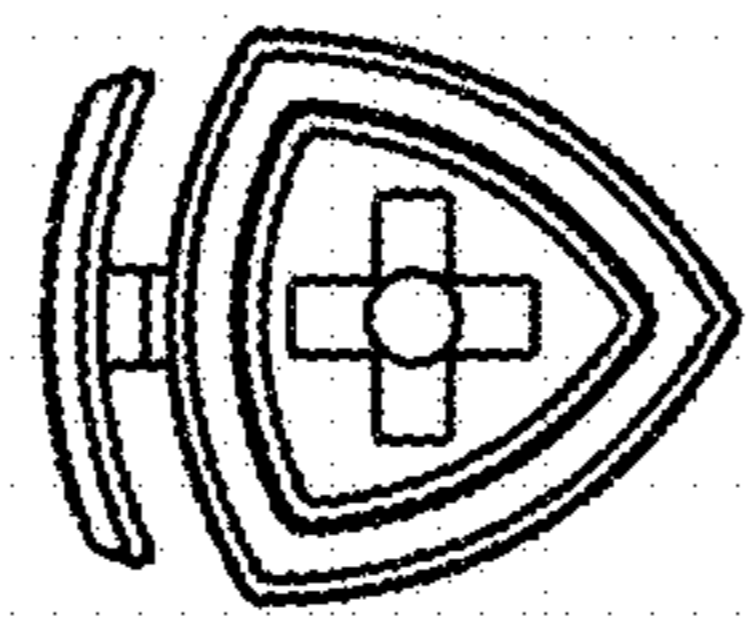
1.5



1.6



1.7



1.8