



US00D851170S

(12) **United States Design Patent** (10) **Patent No.:** **US D851,170 S**  
**Blum** (45) **Date of Patent:** **\*\* \*Jun. 11, 2019**

(54) **TRANSACTION CARD**  
(71) Applicant: **Black Card LLC**, Jackson, WY (US)  
(72) Inventor: **Scott Alan Blum**, Jackson, WY (US)  
(73) Assignee: **BLACK CARD LLC**, Jackson, WY (US)  
(\* ) Notice: This patent is subject to a terminal disclaimer.  
(\*\* ) Term: **15 Years**  
(21) Appl. No.: **29/627,601**  
(22) Filed: **Nov. 28, 2017**  
(51) **LOC (11) Cl.** ..... **19-08**  
(52) **U.S. Cl.**  
USPC ..... **D19/9**  
(58) **Field of Classification Search**  
USPC ..... D19/1-12, 20-34, 100;  
40/124.01-124.15, 672, 661, 726, 776,  
40/617; 283/72, 74-75, 103, 105-107,  
283/82, 70, 94, 81, 904; 206/449, 815;  
D21/385; D20/10, 22, 27, 40, 42, 11;  
D14/435-437; 360/2; D6/613, 583;  
235/380, 382, 487, 493, 488  
CPC .. B42D 15/022; B42D 15/042; B42D 15/045;  
B42D 15/027; B42D 25/00; B42D 25/20;  
B42D 25/23; B42D 25/26; B42D 25/29;  
B42D 25/30; B42D 25/285; B42D  
2033/00; B42D 2033/04; B42D 2033/08;  
B42D 2033/10; B42D 2033/16; B42D  
2033/18; B42D 2033/20; B42D 2033/22;  
B42D 2033/28; B42D 2033/30  
See application file for complete search history.

(56) **References Cited**  
U.S. PATENT DOCUMENTS  
D473,862 S \* 4/2003 Tsukuda ..... D14/345  
D473,865 S \* 4/2003 Zuege ..... D14/371

D473,868 S \* 4/2003 Tai ..... D14/375  
D473,869 S \* 4/2003 Tai ..... D14/375  
D748,725 S \* 2/2016 Blum ..... D19/10  
D760,836 S \* 7/2016 Wilen ..... D19/10  
D761,355 S \* 7/2016 Blum ..... D19/10  
D761,356 S \* 7/2016 Blum ..... D19/10  
D765,176 S \* 8/2016 Blum ..... D19/10  
D768,770 S \* 10/2016 Lee ..... D19/10  
D788,848 S \* 6/2017 Blum ..... D19/10  
D810,195 S \* 2/2018 Yoo ..... D19/9

\* cited by examiner  
*Primary Examiner* — Abraham Bahta  
(74) *Attorney, Agent, or Firm* — Klein, O'Neill & Singh, LLP

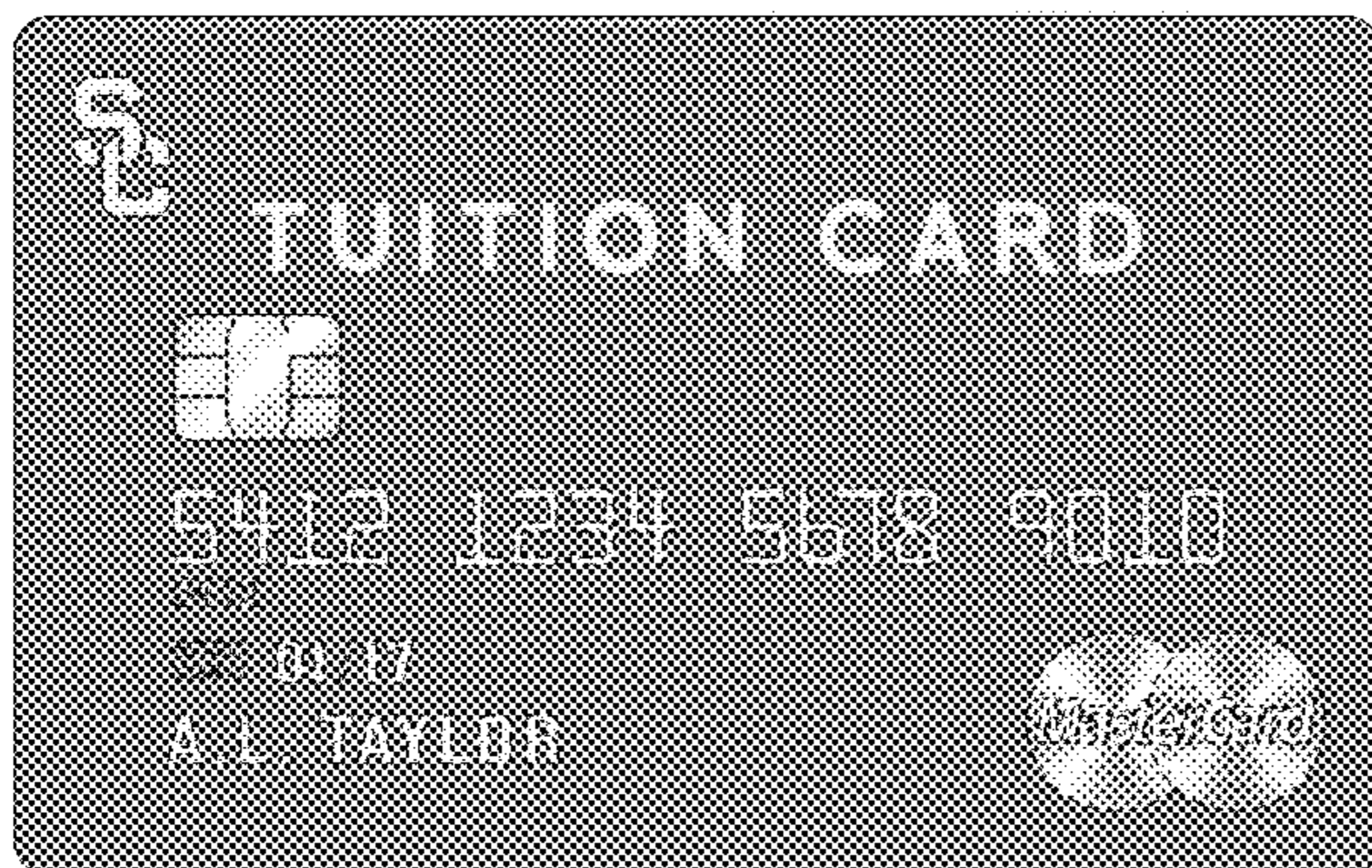
(57) **CLAIM**

The ornamental design for a transaction card, as shown and described.

**DESCRIPTION**

The patent or application file contains at least one drawing executed in color. Copies of this patent or patent application publication with color drawing(s) will be provided by the Office upon request and payment of the necessary fee.  
FIG. 1 is a front elevational view of the transaction card according to the present design;  
FIG. 2 is a rear elevational view of the transaction card of FIG. 1;  
FIG. 3 is a bottom plan view of the transaction card of FIG. 1, the top plan view being a mirror image thereof; and,  
FIG. 4 is a left-side elevational view of the transaction card of FIG. 1, the right-side elevational view being a mirror image thereof.  
The broken line showing of portions of the transaction card is included for the purpose of illustrating environmental structure and forms no part of the claimed design.

**1 Claim, 3 Drawing Sheets**  
**(2 of 3 Drawing Sheet(s) Filed in Color)**






FIG. 1




FIG. 2




FIG. 3




FIG. 4