



US00D851137S

(12) **United States Design Patent** (10) **Patent No.:** **US D851,137 S**  
**Li et al.** (45) **Date of Patent:** **\*\* Jun. 11, 2019**

(54) **ICE MAKER**

2400/40; F25D 25/005; F25D 25/02;  
F25D 2600/02; F25D 2700/02; F25D  
2700/12; F25D 2700/121; F25D 2700/14;  
F25D 29/00

(71) Applicants: **WUHU MIDEA KITCHEN AND  
BATH APPLIANCES MFG. CO.,  
LTD.**, Wuhu (CN); **MIDEA GROUP  
CO., LTD.**, Foshan (CN)

See application file for complete search history.

(72) Inventors: **Jianping Li**, Wuhu (CN); **Shishi Chen**,  
Wuhu (CN); **Daming He**, Wuhu (CN)

(56) **References Cited**

(73) Assignees: **Wuhu Midea Kitchen and Bath  
Appliances MFG. Co., Ltd.**, Wuhu  
(CN); **Midea Group Co., Ltd.**, Foshan  
(CN)

U.S. PATENT DOCUMENTS

D421,027 S \* 2/2000 Strandell ..... D15/80  
D442,973 S \* 5/2001 Strandell ..... D15/80  
D734,371 S \* 7/2015 Lei ..... D15/80  
D745,576 S \* 12/2015 Sherman ..... D15/80  
D748,688 S \* 2/2016 Sherman ..... D15/80

(\*\*) Term: **15 Years**

\* cited by examiner

(21) Appl. No.: **29/614,649**

*Primary Examiner* — Khawaja Anwar

(22) Filed: **Aug. 22, 2017**

(74) *Attorney, Agent, or Firm* — Kilpatrick Townsend &  
Stockton LLP

(30) **Foreign Application Priority Data**

Mar. 8, 2017 (CN) ..... 2017 3 0065172

(51) **LOC (11) Cl.** ..... **15-07**

(52) **U.S. Cl.**  
USPC ..... **D15/80**

(58) **Field of Classification Search**  
USPC ..... D15/79–91  
CPC .. F25D 11/00; F25D 17/065; F25D 2325/022;  
F25D 23/069; F25D 25/025; F25D 11/02;  
F25D 17/062; F25D 21/12; F25D 21/125;  
F25D 21/14; F25D 2317/061; F25D  
2317/067; F25D 2323/021; F25D  
2323/024; F25D 23/028; F25D 23/04;  
F25D 23/066; F25D 23/085; F25D  
23/087; F25D 23/126; F25D 2400/02;  
F25D 2400/06; F25D 2400/361; F25D

(57) **CLAIM**

The ornamental design of an ice maker, or portion thereof,  
as shown and described.

**DESCRIPTION**

FIG. 1 is a perspective view of an ice maker, showing our  
new design;

FIG. 2 is a front view thereof;

FIG. 3 is a back view thereof;

FIG. 4 is a right side view thereof;

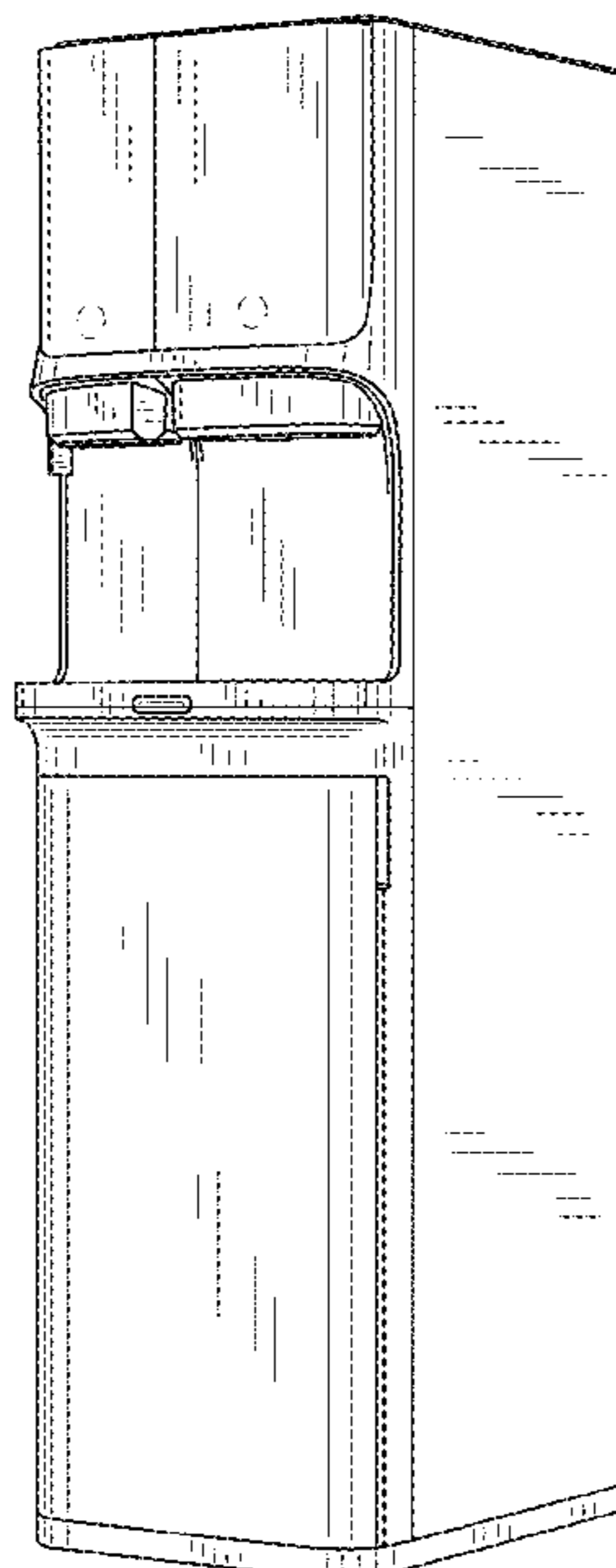
FIG. 5 is a left side view thereof;

FIG. 6 is a top view thereof; and,

FIG. 7 is a bottom view thereof.

The broken lines in the figures are presented for the purpose  
of illustrating various portions of the ice maker, and form no  
part of the claimed design.

**1 Claim, 6 Drawing Sheets**



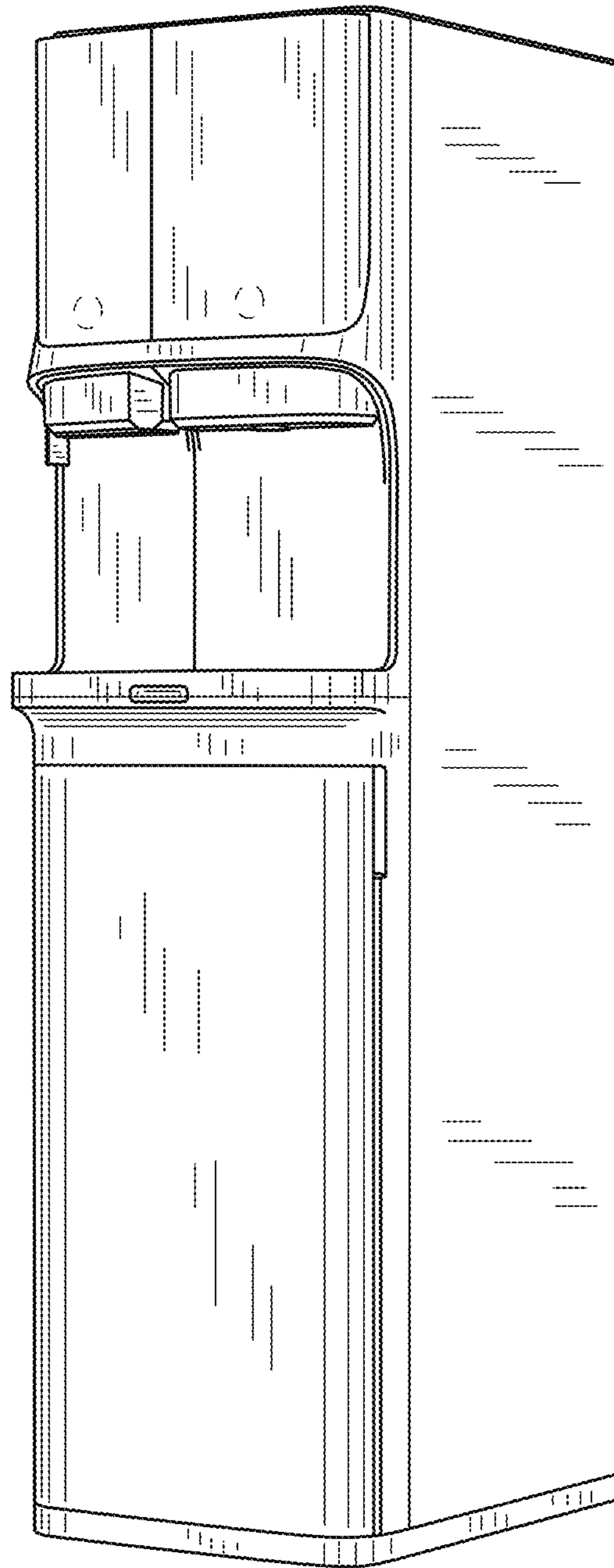


FIG.1

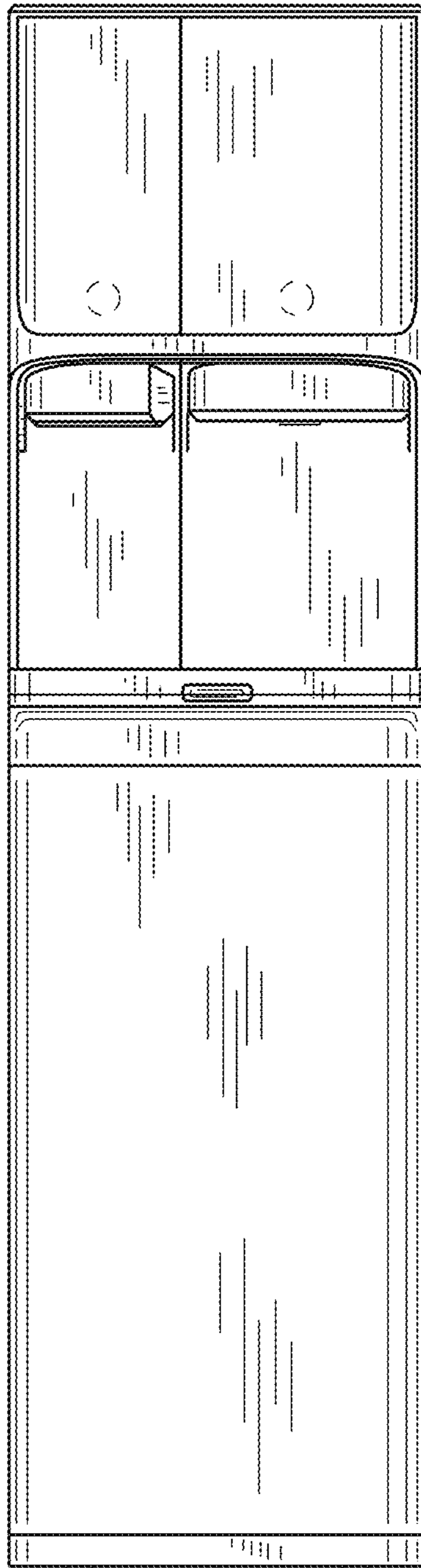


FIG. 2




FIG.3

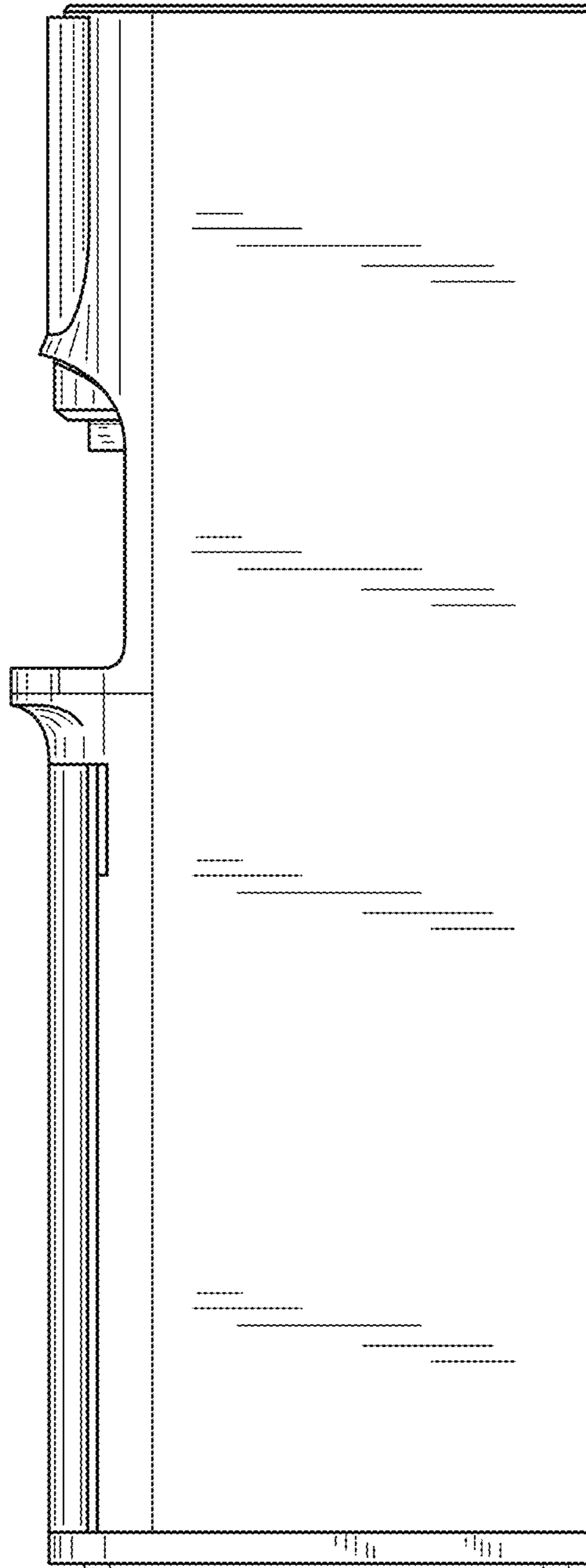


FIG.4

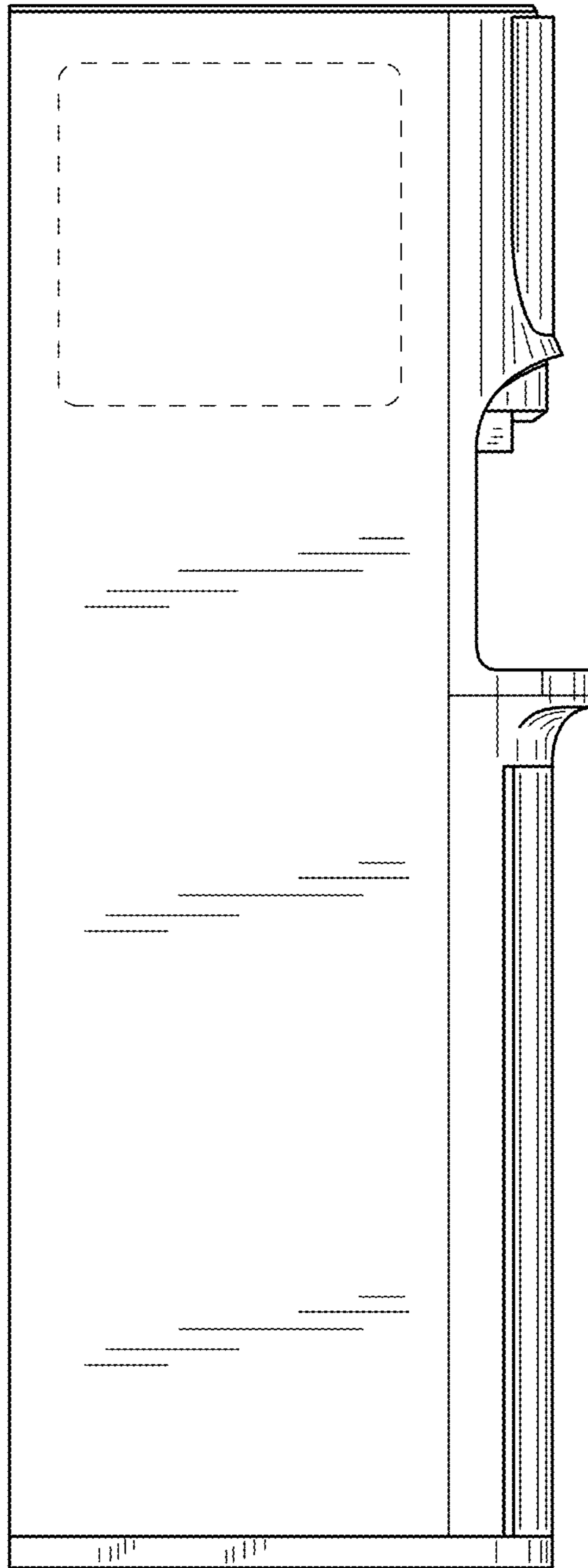


FIG.5




FIG. 6




FIG. 7