



US00D851088S

(12) **United States Design Patent** (10) **Patent No.:** **US D851,088 S**  
**Dinihanian, Jr.** (45) **Date of Patent:** **\*\* Jun. 11, 2019**

- (54) **USB FLASH DRIVE HOLDER**
- (71) Applicant: **Eagle Holdings LLC**, Portland, OR (US)
- (72) Inventor: **Vahan M. Dinihanian, Jr.**, Portland, OR (US)
- (73) Assignee: **Eagle Holdings LLC**, Portland, OR (US)
- (\*\*) Term: **15 Years**
- (21) Appl. No.: **29/608,445**
- (22) Filed: **Jun. 21, 2017**
- (51) **LOC (11) Cl.** ..... **14-02**
- (52) **U.S. Cl.**  
USPC ..... **D14/432**
- (58) **Field of Classification Search**  
USPC ..... D14/300-302, 308-313, 314, 348,  
D14/353-355, 432, 439-446, 240;  
361/679.02, 679.31, 679.5, 690, 694,  
361/679.23, 801, 802; 312/332.1, 334.1;  
D13/162; D10/50  
CPC ..... A45C 11/00; A45C 2011/003; B60R  
11/0241; B60R 11/0252; F16M 13/00;  
F16M 11/00  
See application file for complete search history.

- (56) **References Cited**  
U.S. PATENT DOCUMENTS  
D346,370 S \* 4/1994 Hetfield ..... D13/184  
D513,000 S 12/2005 Cohen  
7,466,556 B2 12/2008 Hiew et al.  
7,530,823 B1 \* 5/2009 Thornton ..... H01Q 1/2275  
439/131  
8,174,836 B2 \* 5/2012 Zhao ..... H01R 13/447  
361/730

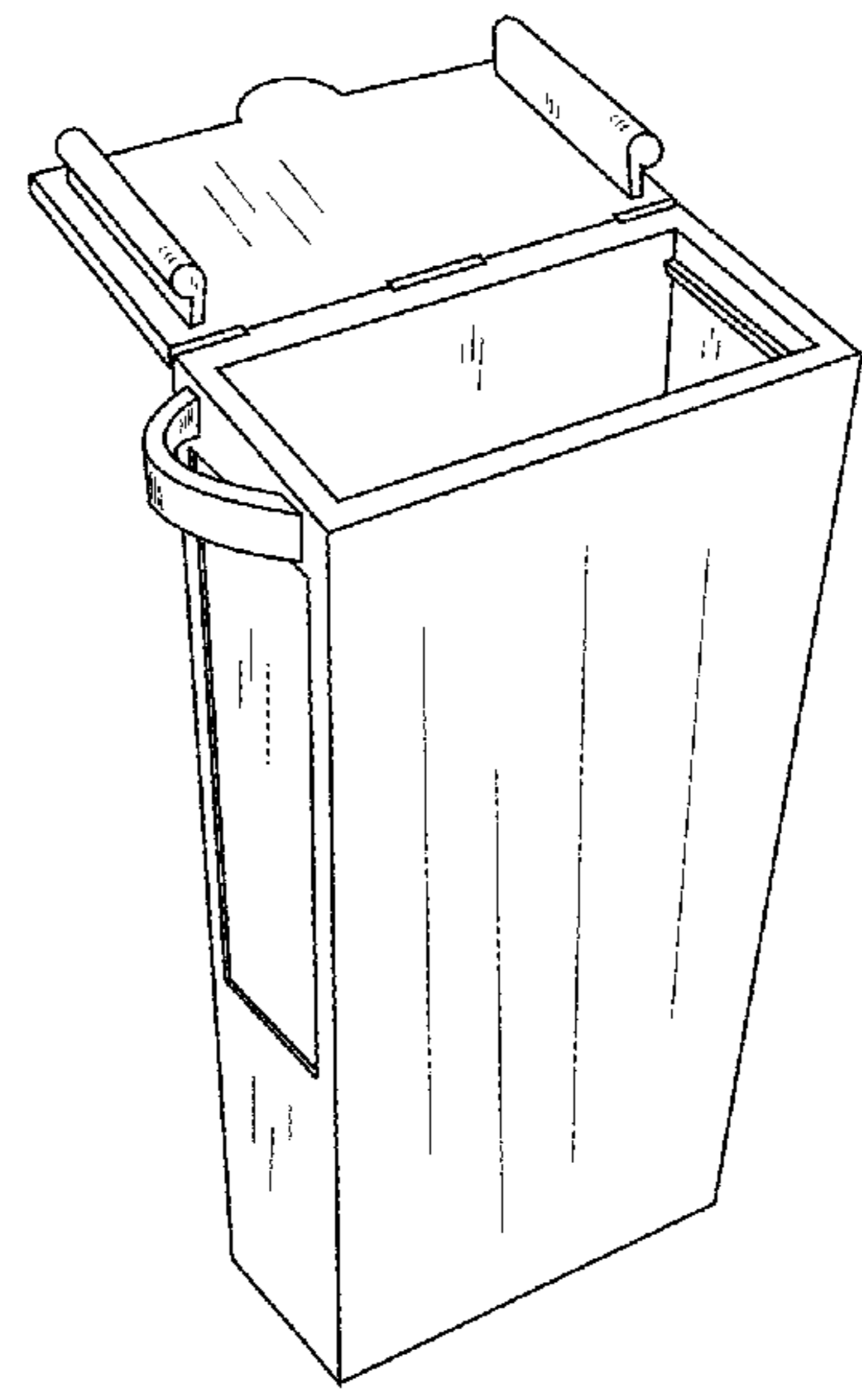
- 8,297,987 B2 10/2012 Nguyen et al.
- 9,239,938 B2 \* 1/2016 Wieder ..... B29C 45/17
- D832,257 S \* 10/2018 Jhun ..... D14/432
- 2004/0066726 A1 \* 4/2004 Chiang ..... G11B 33/124  
720/655
- 2006/0082963 A1 \* 4/2006 Chen ..... G06K 19/077  
361/679.32
- 2008/0096413 A1 \* 4/2008 Chen ..... H01R 13/2442  
439/345
- 2013/0075566 A1 3/2013 Grant

\* cited by examiner  
*Primary Examiner* — Austin Murphy  
(74) *Attorney, Agent, or Firm* — Howard Russell

(57) **CLAIM**  
I claim the ornamental design for a USB flash drive holder, as shown.

**DESCRIPTION**  
FIG. 1 is a front perspective view of a USB flash drive holder with a cap portion in an open position;  
FIG. 2 is a front perspective view thereof with the cap portion in a closed position;  
FIG. 3 is a front elevation view of the USB flash drive holder as shown in FIG. 2;  
FIG. 4 is a rear elevation view of the USB flash drive holder as shown in FIG. 2;  
FIG. 5 is a top plan view of the USB flash drive holder as shown in FIG. 2;  
FIG. 6 is a bottom plan view of the USB flash drive holder as shown in FIG. 2;  
FIG. 7 is a left side elevation view of the USB flash drive holder as shown in FIG. 2; and,  
FIG. 8 is a right side elevation view of the USB flash drive holder as shown in FIG. 2.

**1 Claim, 8 Drawing Sheets**






FIG. 1

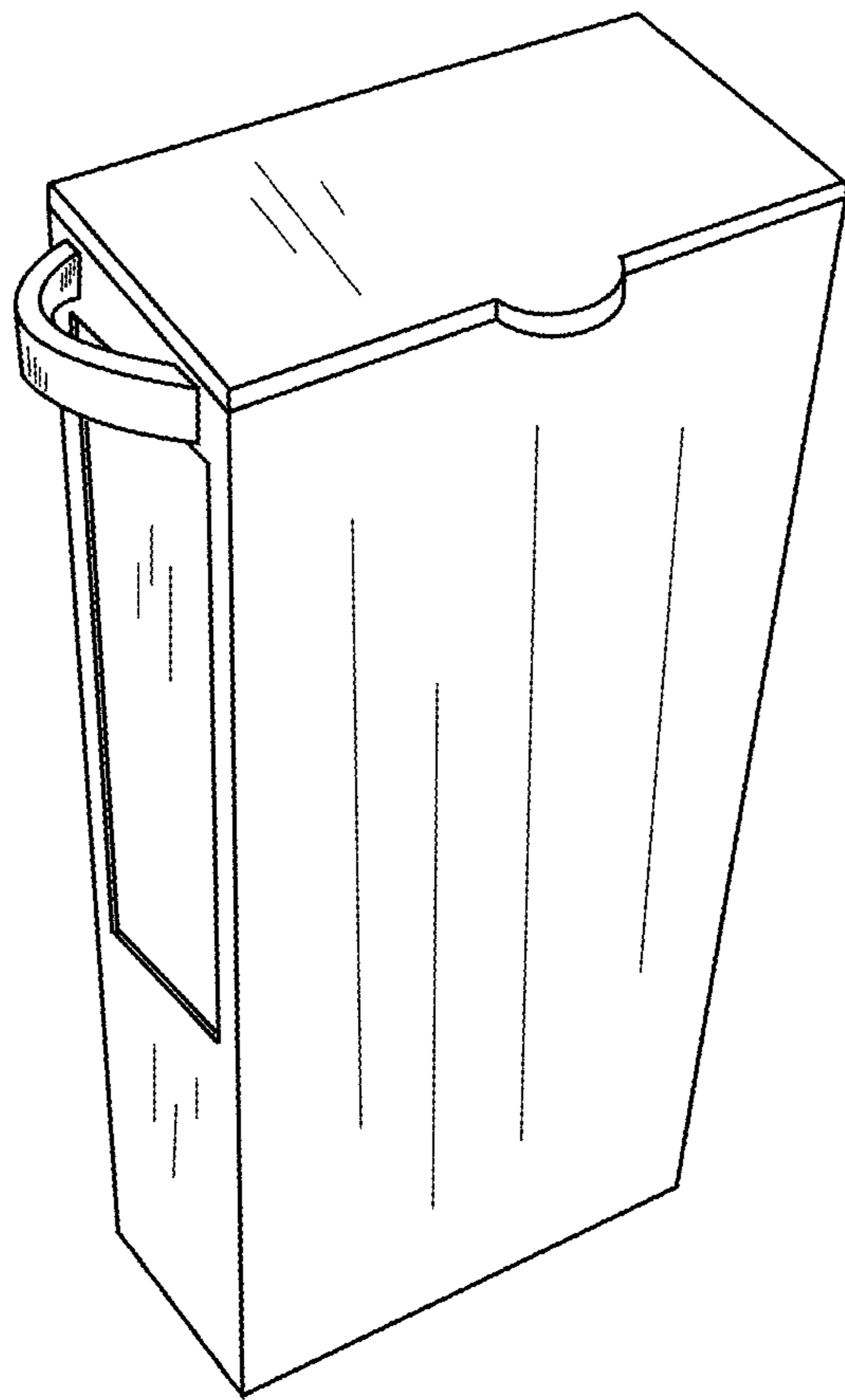


FIG. 2

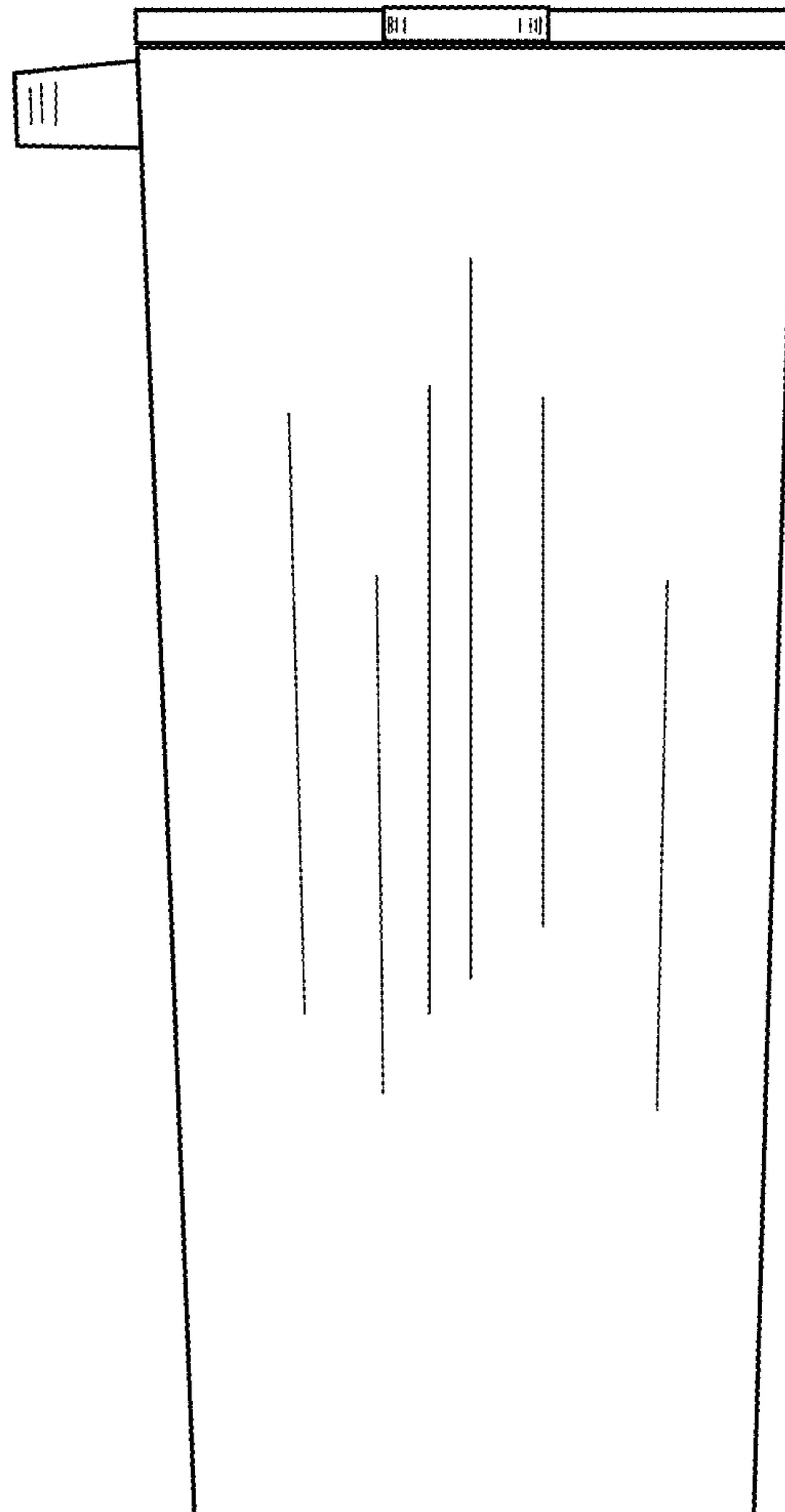


FIG. 3

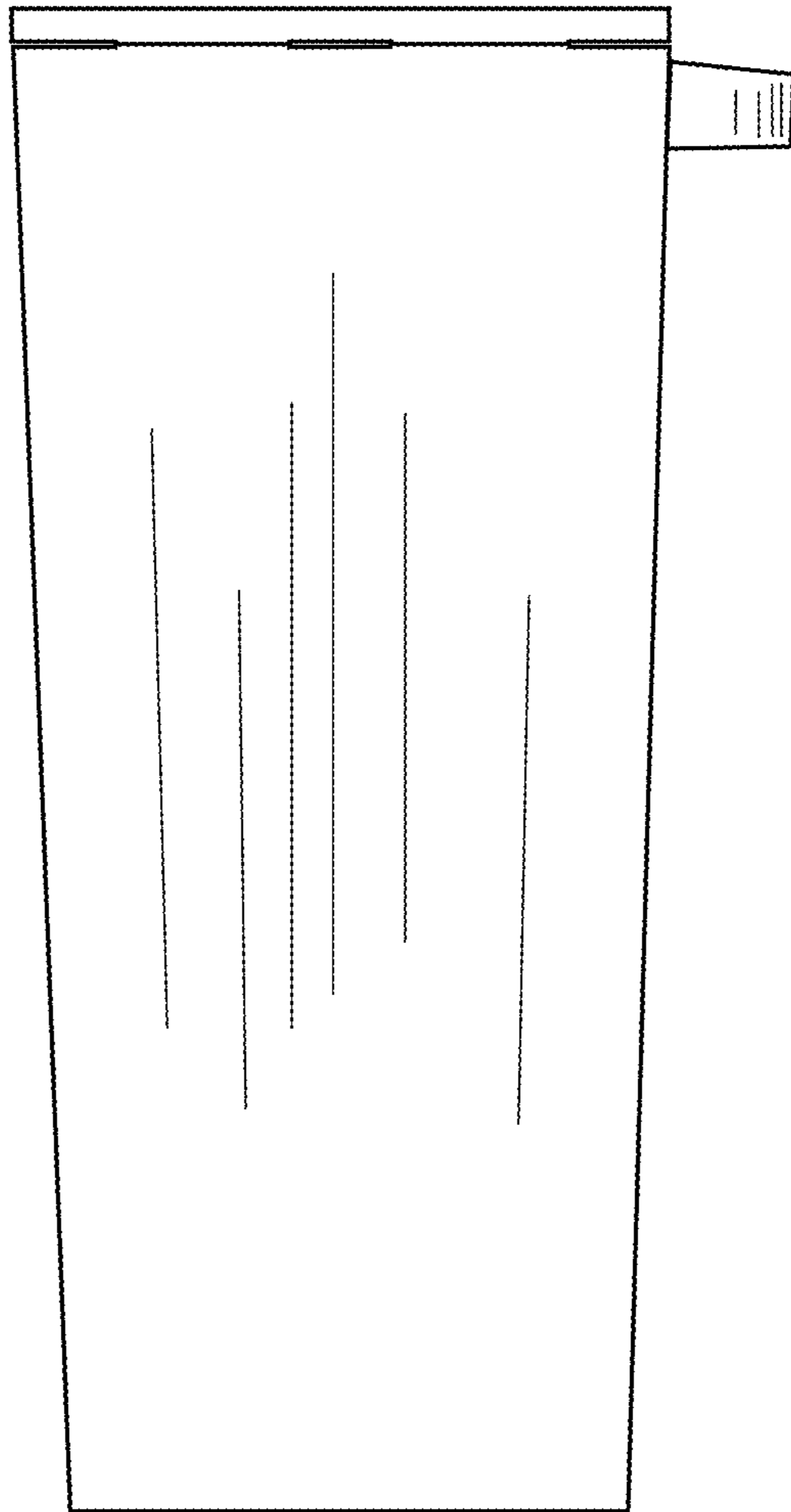


FIG. 4

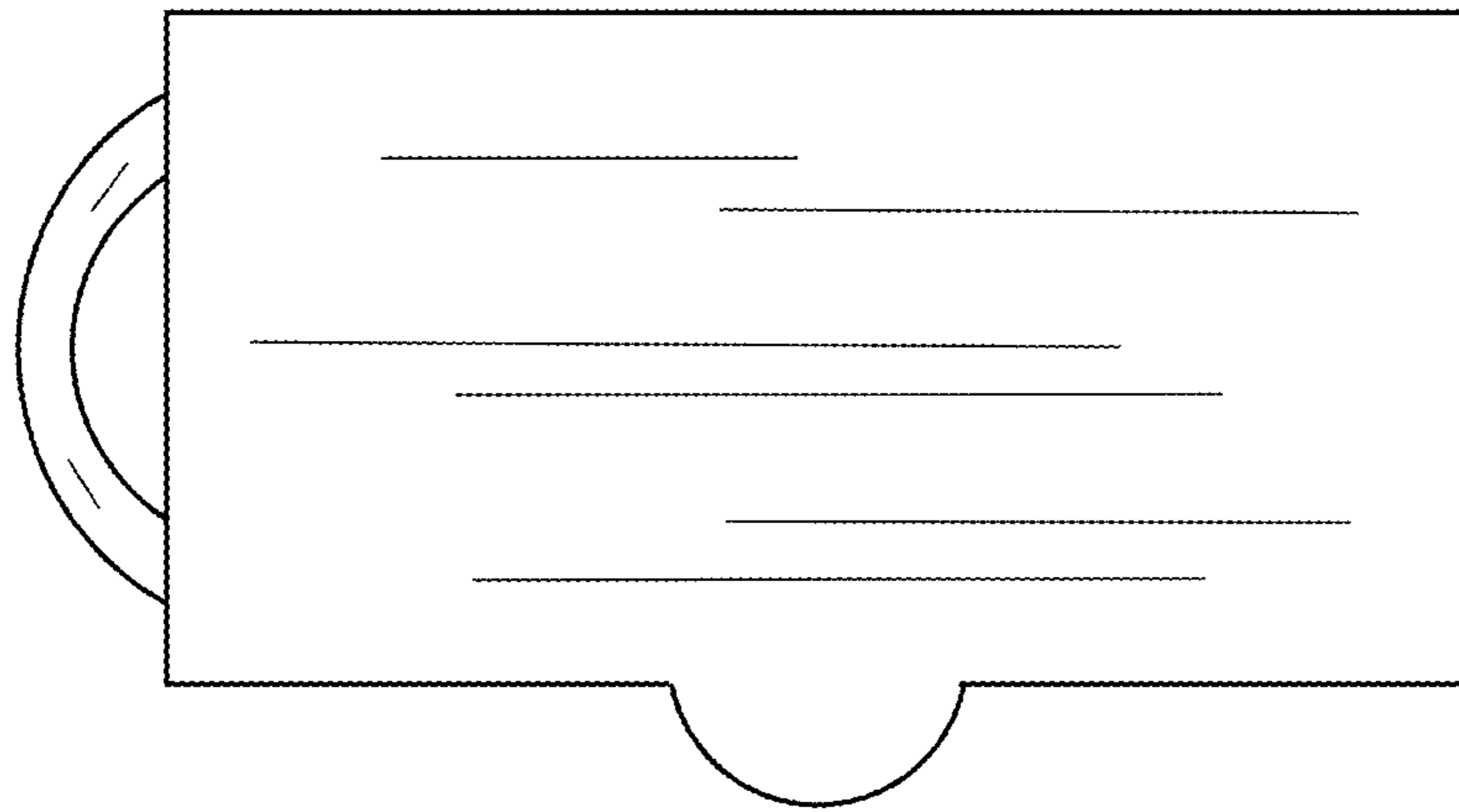


FIG. 5

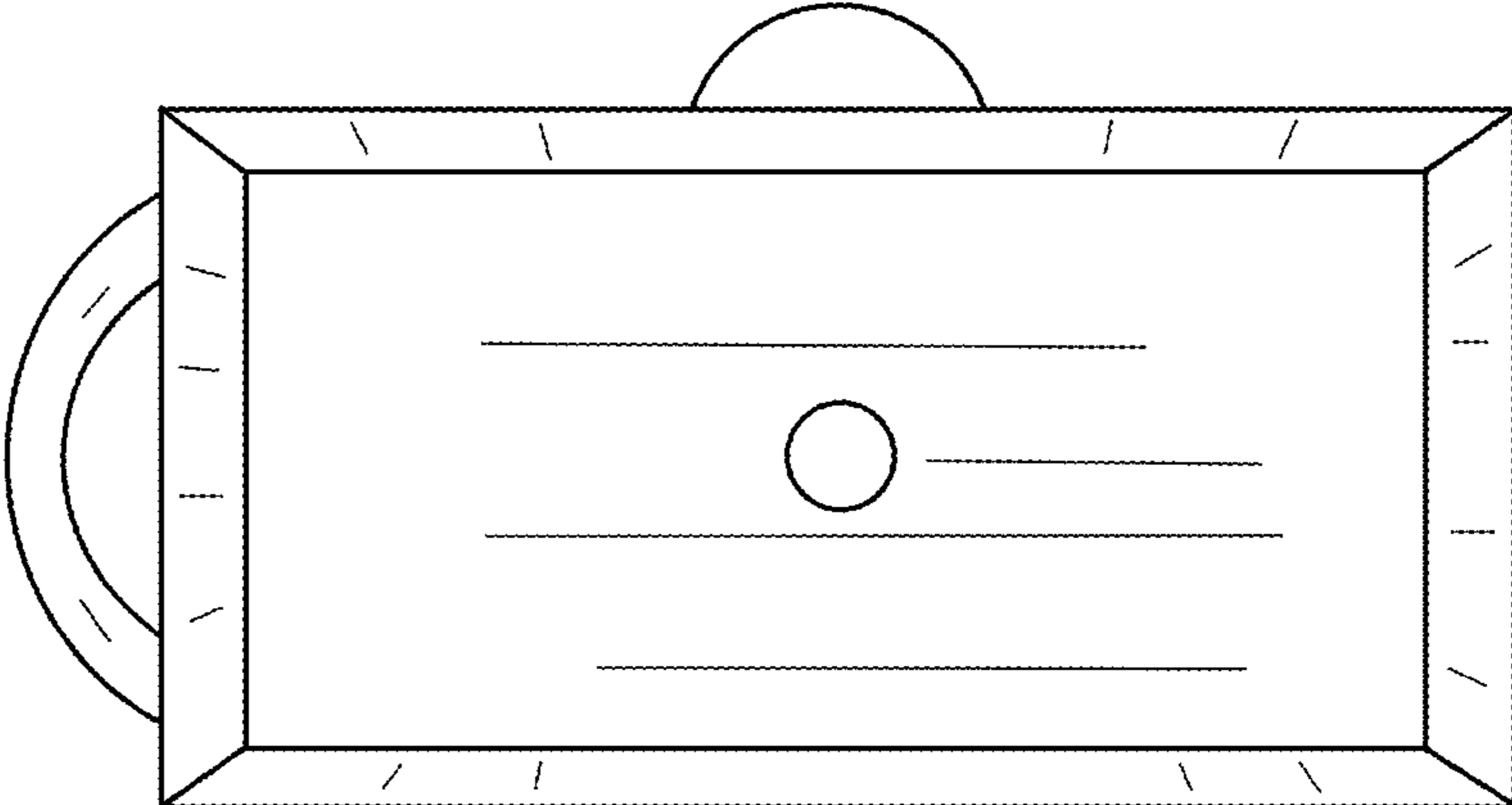


FIG. 6

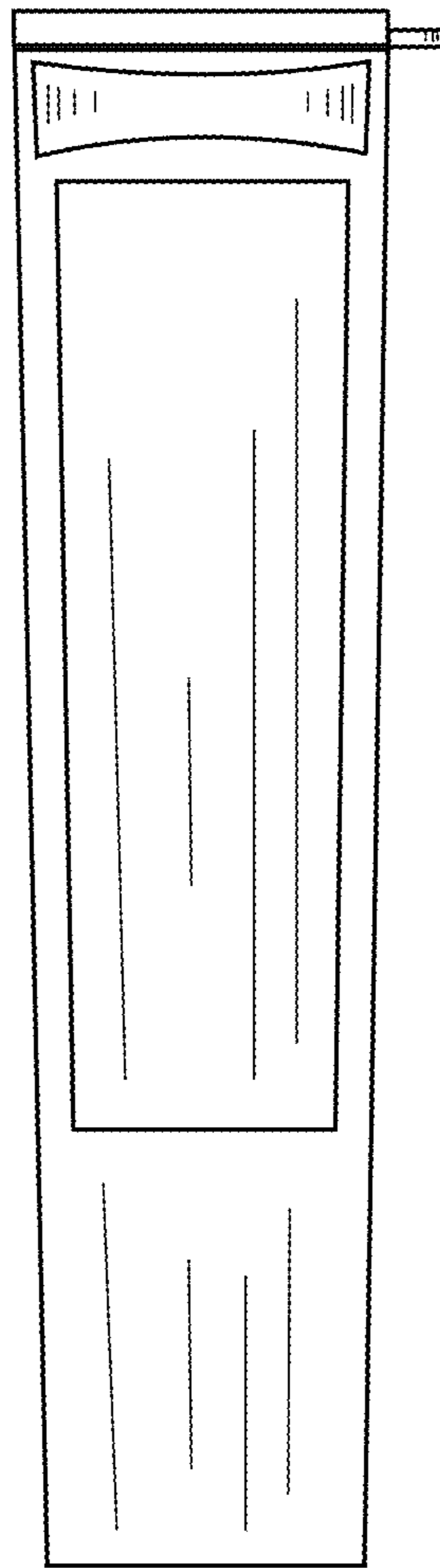


FIG. 7



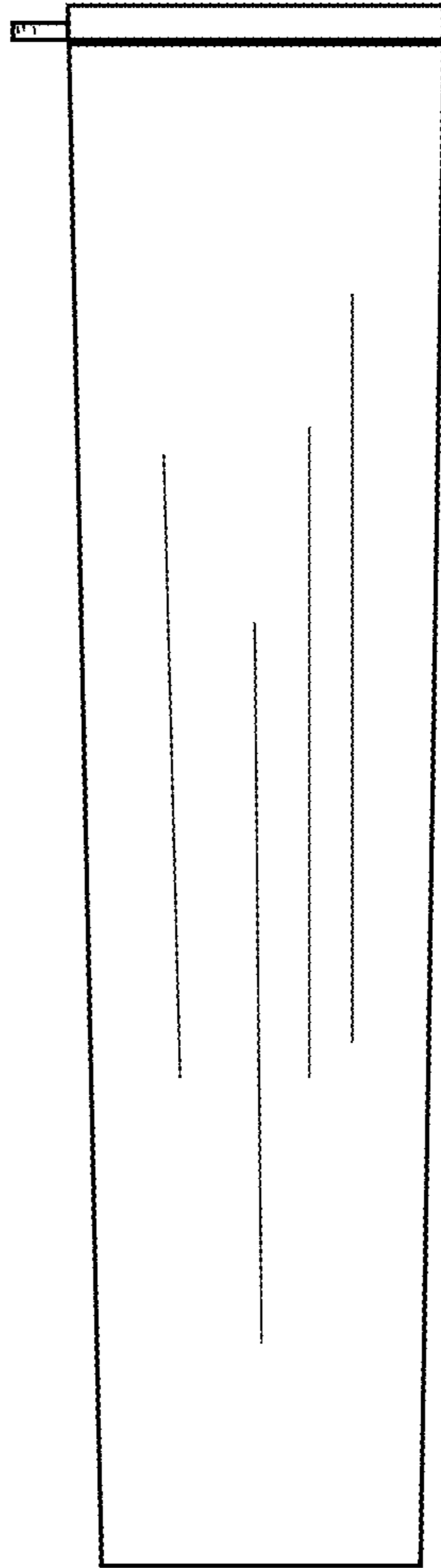


FIG. 8