



US00D851080S

(12) **United States Design Patent**  
**Wei**

(10) **Patent No.:** **US D851,080 S**

(45) **Date of Patent:** **\*\* Jun. 11, 2019**

(54) **MOBILE PHONE COVER**

(71) Applicant: **3P.M. Shenzhen Manufacturing Limited**, Shenzhen (CN)

(72) Inventor: **Rongxuan Wei**, Shenzhen (CN)

(73) Assignee: **3P.M. SHENZHEN MANUFACTURING LIMITED**, Shenzhen (CN)

(\*\*) Term: **15 Years**

(21) Appl. No.: **29/613,402**

(22) Filed: **Aug. 10, 2017**

(51) **LOC (11) Cl.** ..... **14-03**

(52) **U.S. Cl.**

USPC ..... **D14/250**

(58) **Field of Classification Search**

USPC ..... D14/143, 189, 203.2–203.7, 217, 238.1, D14/240, 248, 250–253, 440, 447, 496; D3/201, 218, 247–251, 269, 273, 301, D3/303; D13/103, 107–108, 119; D5/32–39

CPC ..... A45C 1/06; A45C 11/00; A45C 13/02; A45C 2011/002; A45F 2005/026; A45F 2200/0525; A45F 2200/0516; H04B 1/3888; H04M 1/0283; H04M 1/0202

See application file for complete search history.

(56) **References Cited**

U.S. PATENT DOCUMENTS

D755,772 S \* 5/2016 Sasaki ..... D14/250  
D765,632 S \* 9/2016 Northrup ..... D14/250

D780,738 S \* 3/2017 Barfoot ..... D14/250  
D802,577 S \* 11/2017 Ahn ..... D14/250  
D805,507 S \* 12/2017 Jakobuco ..... D14/250  
D811,379 S \* 2/2018 Armstrong ..... D14/250  
D820,821 S \* 6/2018 Ahn ..... D14/250  
D824,893 S \* 8/2018 Ahn ..... D14/250  
D831,018 S \* 10/2018 Kim ..... D14/250  
D831,636 S \* 10/2018 Zhu ..... D14/250  
D837,197 S \* 1/2019 Kim ..... D14/250  
2016/0219999 A1 \* 8/2016 Chang ..... A45C 11/00

\* cited by examiner

*Primary Examiner* — Lilyana Bekic

*Assistant Examiner* — Aula Soroush

(74) *Attorney, Agent, or Firm* — Hemisphere Law, PLLC; Zhigang Ma

(57) **CLAIM**

The ornamental design for a mobile phone cover, as shown and described.

**DESCRIPTION**

FIG. 1 is a perspective view of a mobile phone cover, showing my new design;  
FIG. 2 is a front view thereof;  
FIG. 3 is a rear view thereof;  
FIG. 4 is a left side view thereof;  
FIG. 5 is a right side view thereof;  
FIG. 6 is a top plan view thereof; and,  
FIG. 7 is a bottom plan view thereof.

**1 Claim, 6 Drawing Sheets**






FIG.1



FIG. 2




FIG.3




FIG.4




FIG.5




FIG. 6




FIG. 7