



US00D851079S

(12) **United States Design Patent**
Armstrong et al.

(10) **Patent No.:** **US D851,079 S**
(45) **Date of Patent:** **** Jun. 11, 2019**

- (54) **CASE FOR A MOBILE DEVICE**
- (71) Applicant: **URBAN ARMOR GEAR, LLC**,
Laguna Niguel, CA (US)
- (72) Inventors: **Steven Armstrong**, Laguna Niguel, CA
(US); **Jay Veltz**, Laguna Niguel, CA
(US)
- (73) Assignee: **URBAN ARMOR GEAR, LLC**,
Laguna Niguel, CA (US)
- (**) Term: **15 Years**
- (21) Appl. No.: **29/611,114**
- (22) Filed: **Jul. 18, 2017**
- (51) **LOC (11) Cl.** **14-03**
- (52) **U.S. Cl.**
USPC **D14/250**
- (58) **Field of Classification Search**
USPC D14/143, 189, 203.2–203.7, 217, 238.1,
D14/240, 248, 250–253, 440, 447, 496;
D3/201, 218, 247–251, 269, 273, 301,
D3/303; D13/103, 107–108, 119;
D5/32–39
CPC A45C 1/06; A45C 11/00; A45C 13/02; A45C
2011/002; A45F 2005/026; A45F
2200/0525; A45F 2200/0516; H04B
1/3888; H04M 1/0283; H04M 1/0202
See application file for complete search history.

(56) **References Cited**

U.S. PATENT DOCUMENTS

- D755,772 S * 5/2016 Sasaki D14/250
- D765,632 S * 9/2016 Northrup D14/250

- D780,738 S * 3/2017 Barfoot D14/250
- D802,577 S * 11/2017 Ahn D14/250
- D805,507 S * 12/2017 Jakobuco D14/250
- D811,379 S * 2/2018 Armstrong D14/250
- D820,821 S * 6/2018 Ahn D14/250
- D824,893 S * 8/2018 Ahn D14/250
- D831,018 S * 10/2018 Kim D14/250
- D831,636 S * 10/2018 Zhu D14/250
- D837,197 S * 1/2019 Kim D14/250
- 2015/0068934 A1* 3/2015 Armstrong A45C 11/00
206/320
- 2016/0219999 A1* 8/2016 Chang A45C 11/00

* cited by examiner

Primary Examiner — Lilyana Bekic

Assistant Examiner — Aula Soroush

(74) *Attorney, Agent, or Firm* — Greenberg Traurig LLP

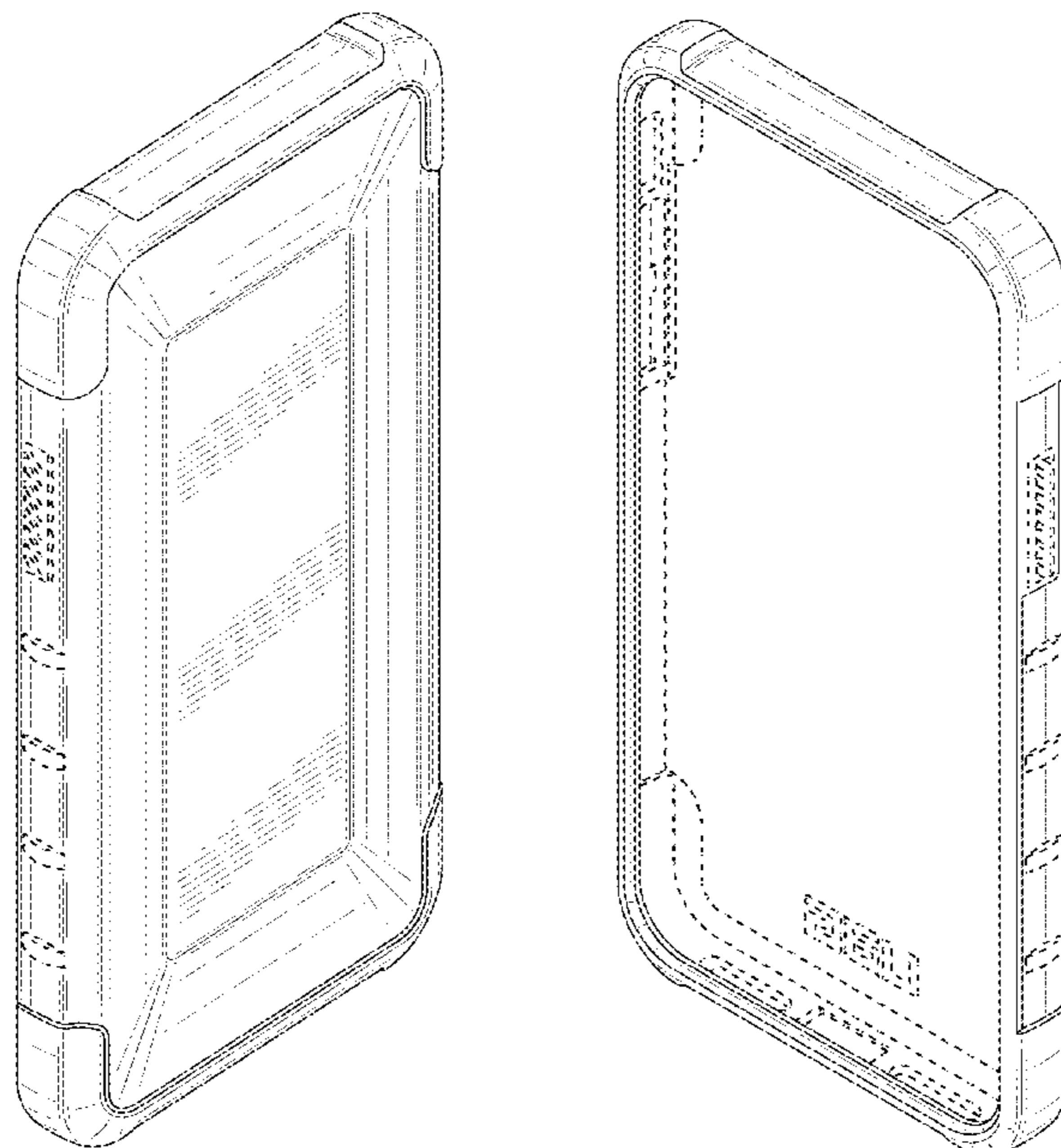
(57) **CLAIM**

We claim the ornamental design for a case for a mobile device, as shown and described.

DESCRIPTION

FIG. 1 is a front perspective view of a case for a mobile device showing our new design;
 FIG. 2 is a rear perspective view thereof;
 FIG. 3 is another rear perspective view thereof;
 FIG. 4 is a front elevational view thereof;
 FIG. 5 is a rear elevational view thereof;
 FIG. 6 is a left side elevational view thereof;
 FIG. 7 is a right side elevational view thereof;
 FIG. 8 is a top plan view thereof; and,
 FIG. 9 is a bottom plan view thereof.
 The subject matter shown in dashed lines, and any surfaces of the design not shown, including interior surfaces, form no part of the claimed design.

1 Claim, 9 Drawing Sheets



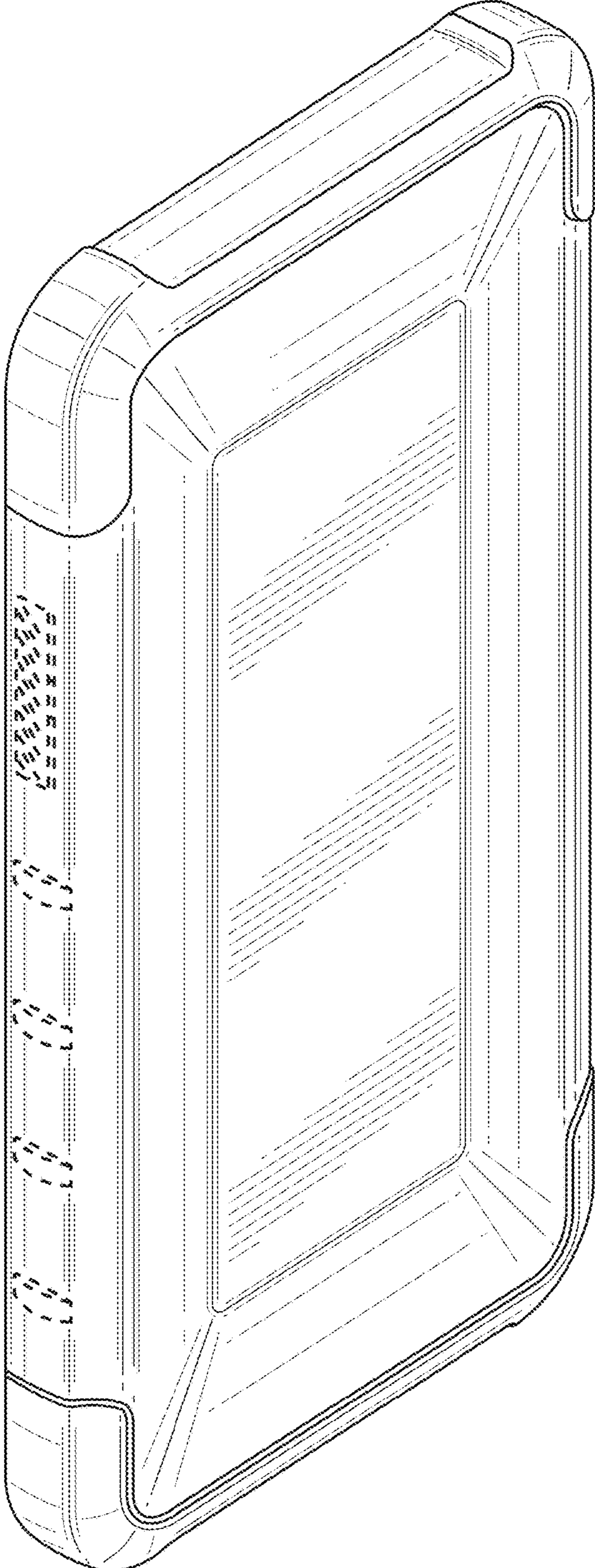


FIG. 1

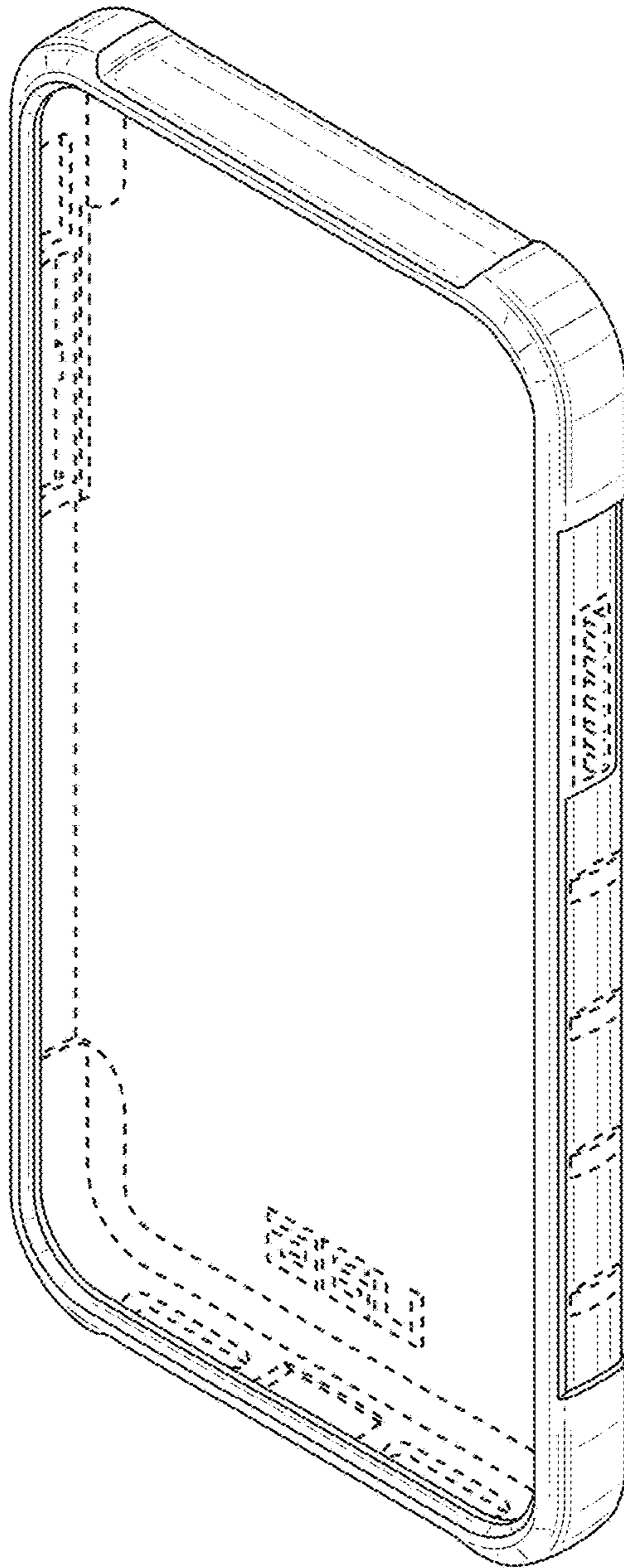


FIG. 2

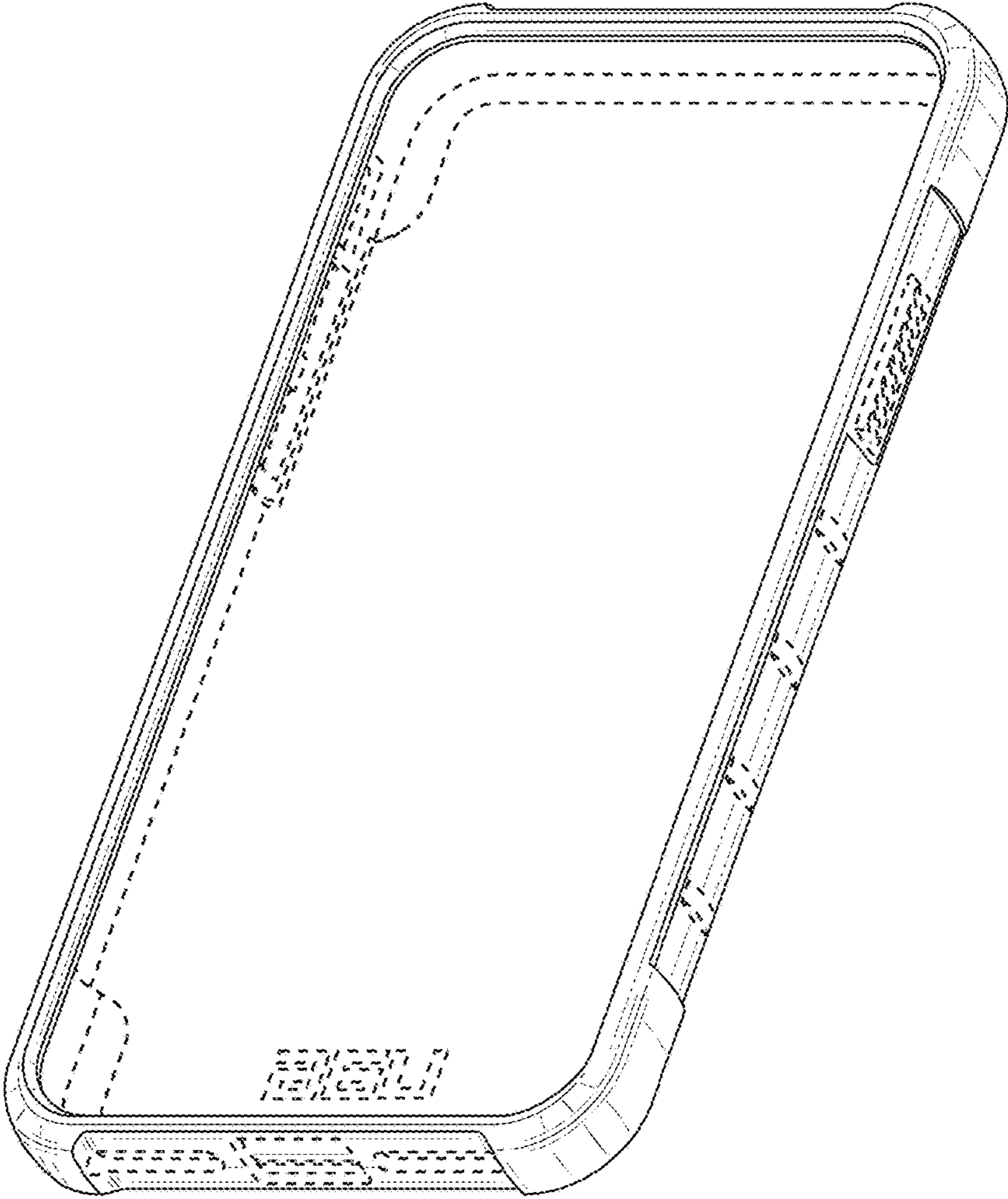


FIG. 3




FIG. 4




FIG. 5




FIG. 6




FIG. 7




FIG. 8

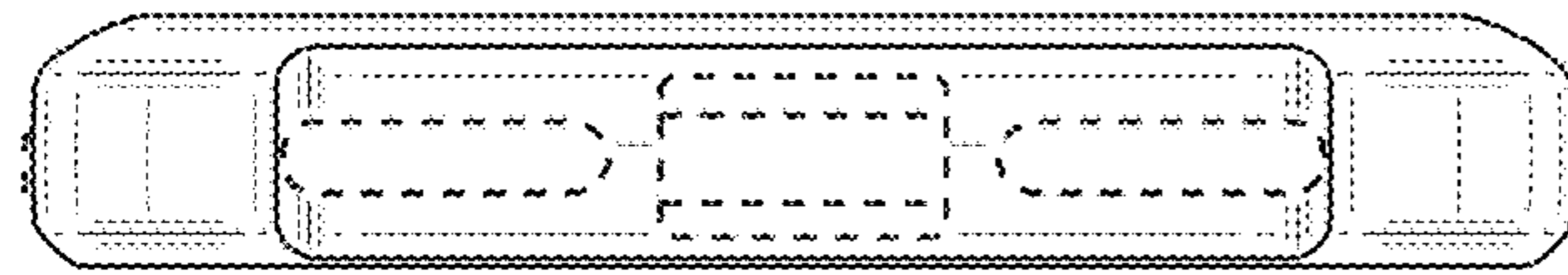


FIG. 9