



US00D851078S

(12) **United States Design Patent**
Yuan

(10) **Patent No.:** **US D851,078 S**

(45) **Date of Patent:** **** Jun. 11, 2019**

(54) **PHONE CASE**

(71) Applicant: **Haiyan Yuan**, Shenzhen (CN)

(72) Inventor: **Haiyan Yuan**, Shenzhen (CN)

(**) Term: **15 Years**

(21) Appl. No.: **29/600,027**

(22) Filed: **Apr. 10, 2017**

(51) **LOC (11) Cl.** **14-03**

(52) **U.S. Cl.**
USPC **D14/250**

(58) **Field of Classification Search**
USPC D3/201, 218, 226, 227, 247, 249, 250,
D3/269, 303; D13/103, 107, 108, 119;
D14/137, 138 R, 138 AA, 138 C, 138 G,
D14/203.3-203.7, 217, 238.1, 247, 248,
D14/250-254, 299, 440
CPC H04B 1/3888; H04M 1/0283;
H04M 1/0202; A45C 1/06; A45C
2011/002; A45C 11/00; A45F 2005/028;
A45F 2200/0525
See application file for complete search history.

(56) **References Cited**

U.S. PATENT DOCUMENTS

D651,203 S *	12/2011	Michie	D14/250
D653,658 S *	2/2012	Fahrendorff	D14/250
D677,251 S *	3/2013	Melanson	D14/250
D683,338 S *	5/2013	Wilson	D14/250
D704,182 S *	5/2014	Smith	D14/250
D709,062 S *	7/2014	Melanson	D14/250
D720,738 S *	1/2015	Rodriguez	D14/250
D741,844 S *	10/2015	Rayner	D14/250

D756,977 S *	5/2016	Schriefer	D14/250
D765,632 S *	9/2016	Northrup	D14/250
D765,644 S *	9/2016	Witter	D14/250
D766,819 S *	9/2016	Gjovik	D13/103
D767,551 S *	9/2016	Sasaki	D14/250
D772,211 S *	11/2016	Poon	D14/250
D772,857 S *	11/2016	Poon	D14/250
D781,834 S *	3/2017	Kim	D14/250
D781,839 S *	3/2017	Kim	D14/250

* cited by examiner

Primary Examiner — Susan E Krakower

Assistant Examiner — L. A. Grabenstetter

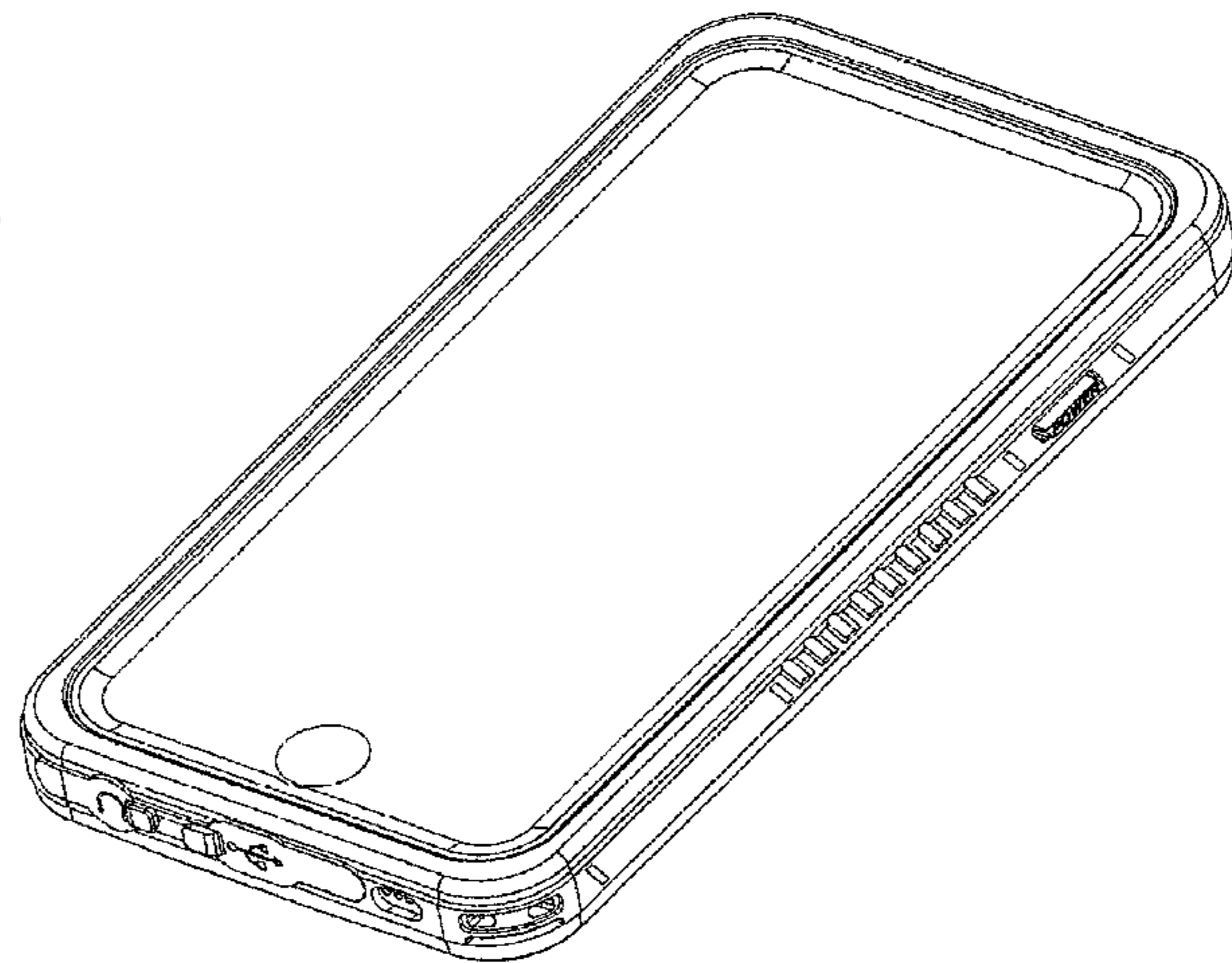
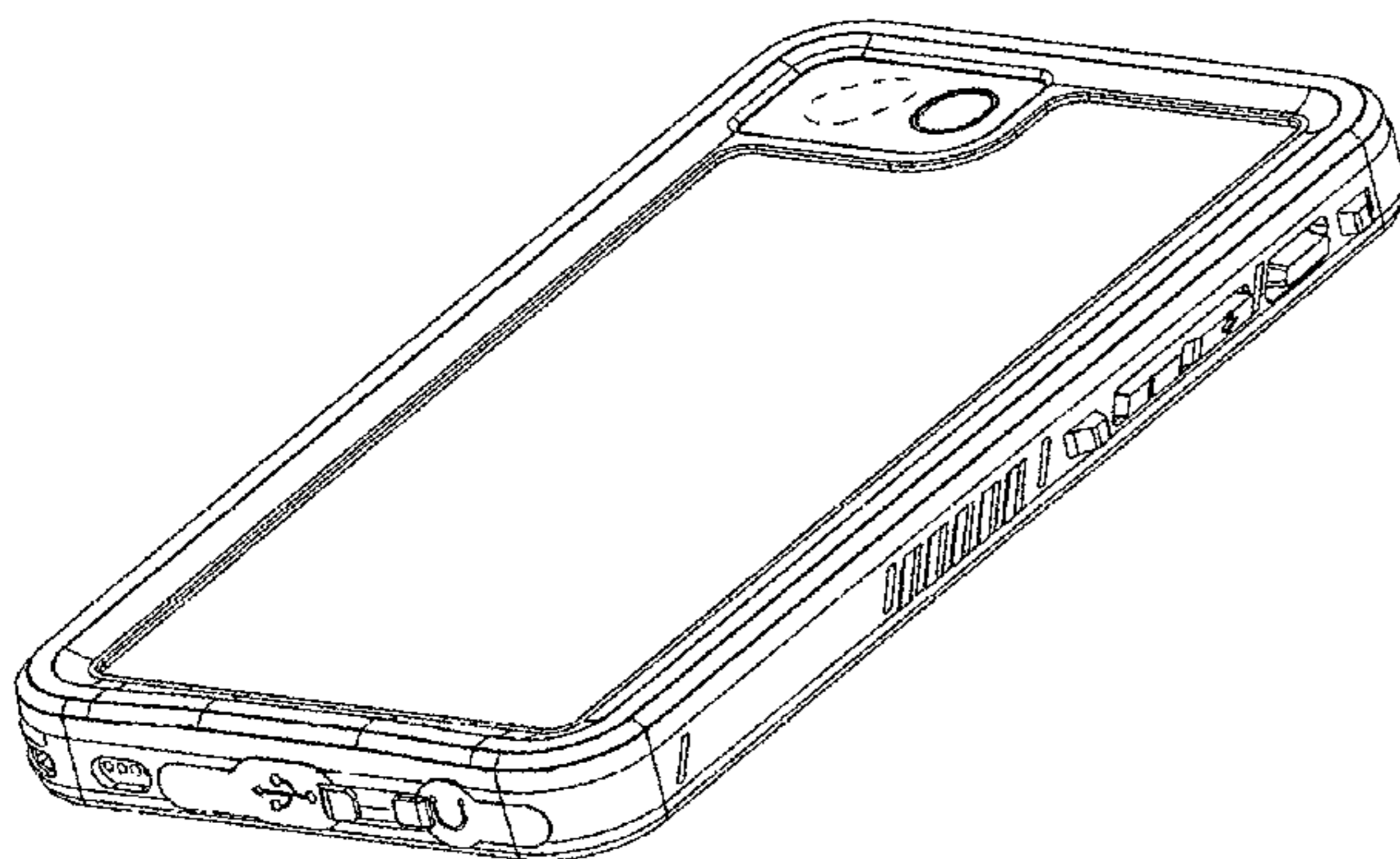
(57) **CLAIM**

The ornamental design for a phone case, as shown and described.

DESCRIPTION

FIG. 1 is a front elevational view of a phone case showing my new design;
FIG. 2 is a rear elevational view thereof;
FIG. 3 is a left side view thereof;
FIG. 4 is a right side view thereof;
FIG. 5 is a top plan view thereof;
FIG. 6 is a bottom plan view thereof;
FIG. 7 is a top, front, left side perspective view thereof;
FIG. 8 is a top, rear, right side perspective view thereof;
FIG. 9 is a bottom, rear, left side perspective view thereof;
and,
FIG. 10 is a bottom, front, right side perspective view thereof.
The broken lines depict portions of the phone case that form no part of the claimed design.

1 Claim, 10 Drawing Sheets






Fig. 1




Fig. 2

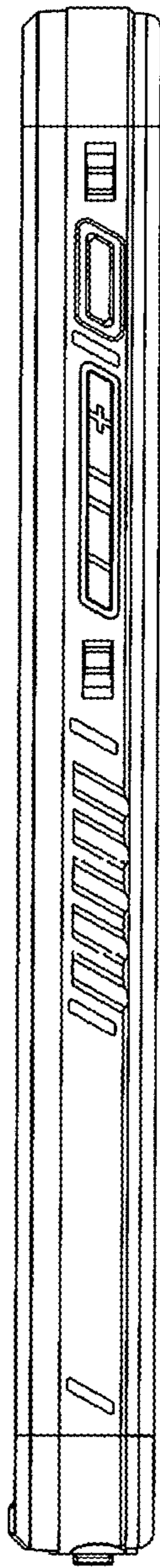


Fig. 3

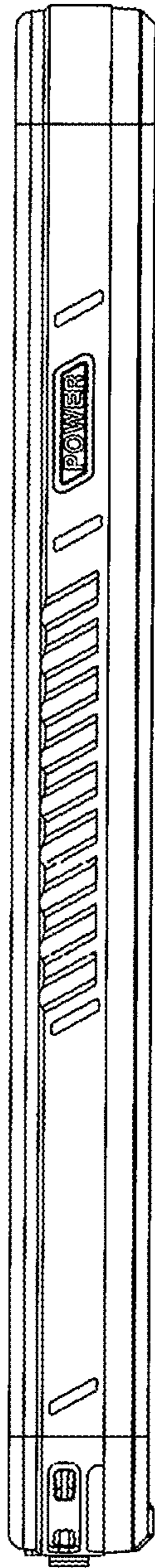


Fig. 4




Fig. 5

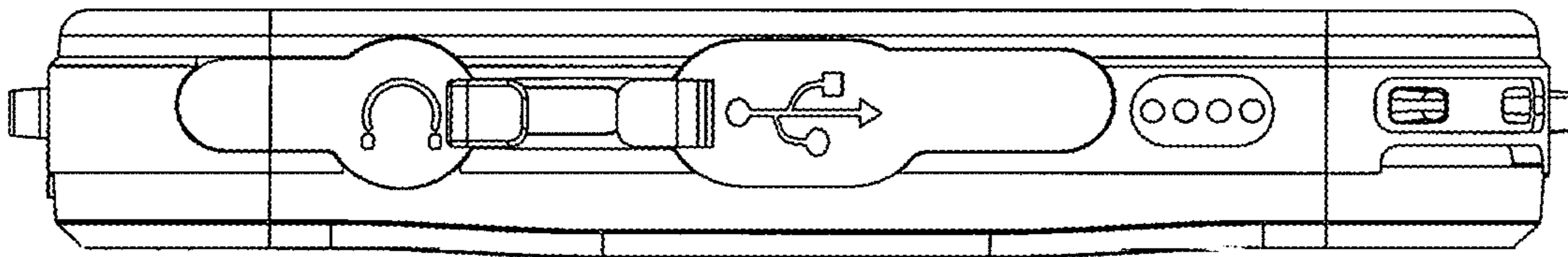


Fig. 6

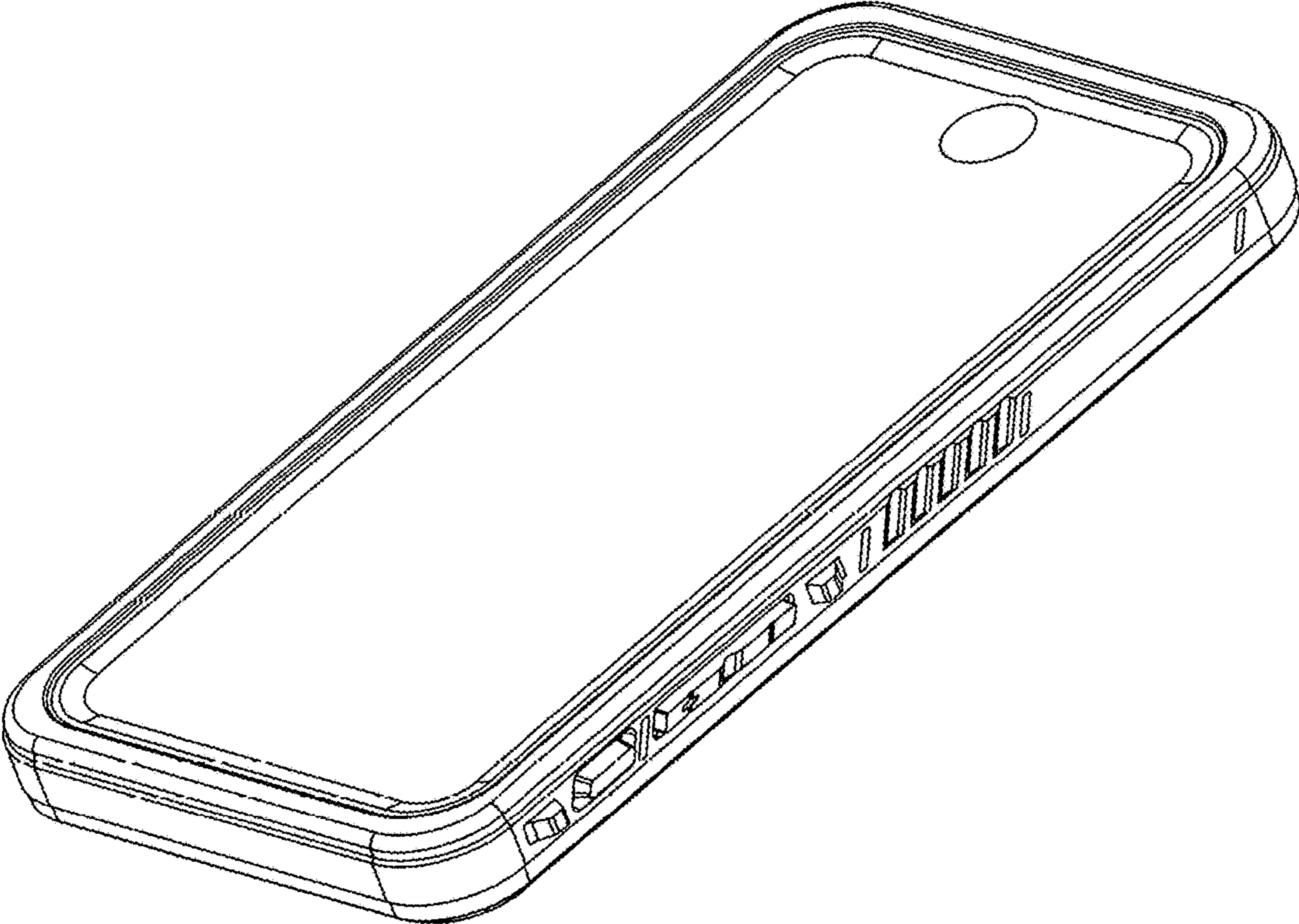


Fig. 7

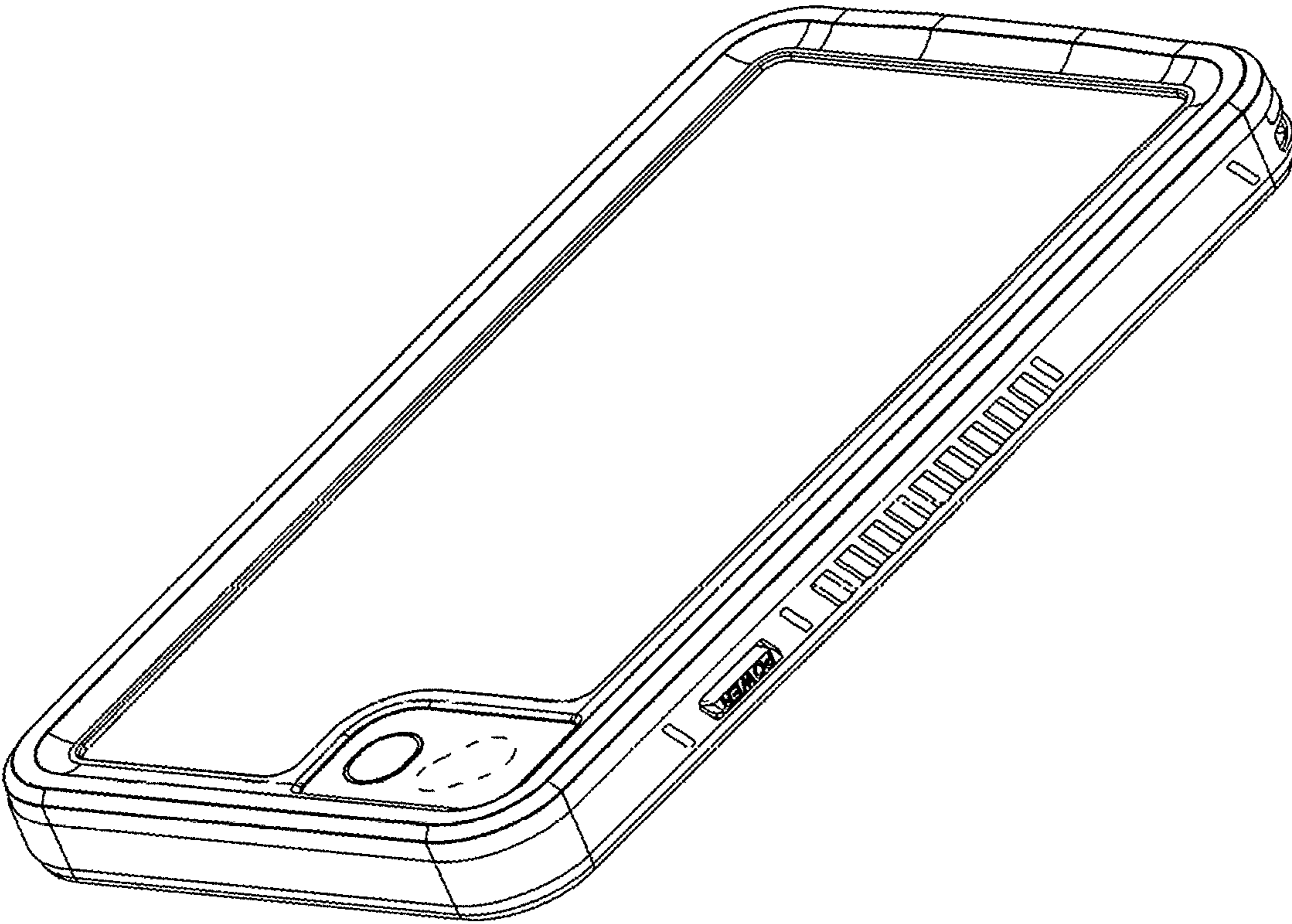


Fig. 8

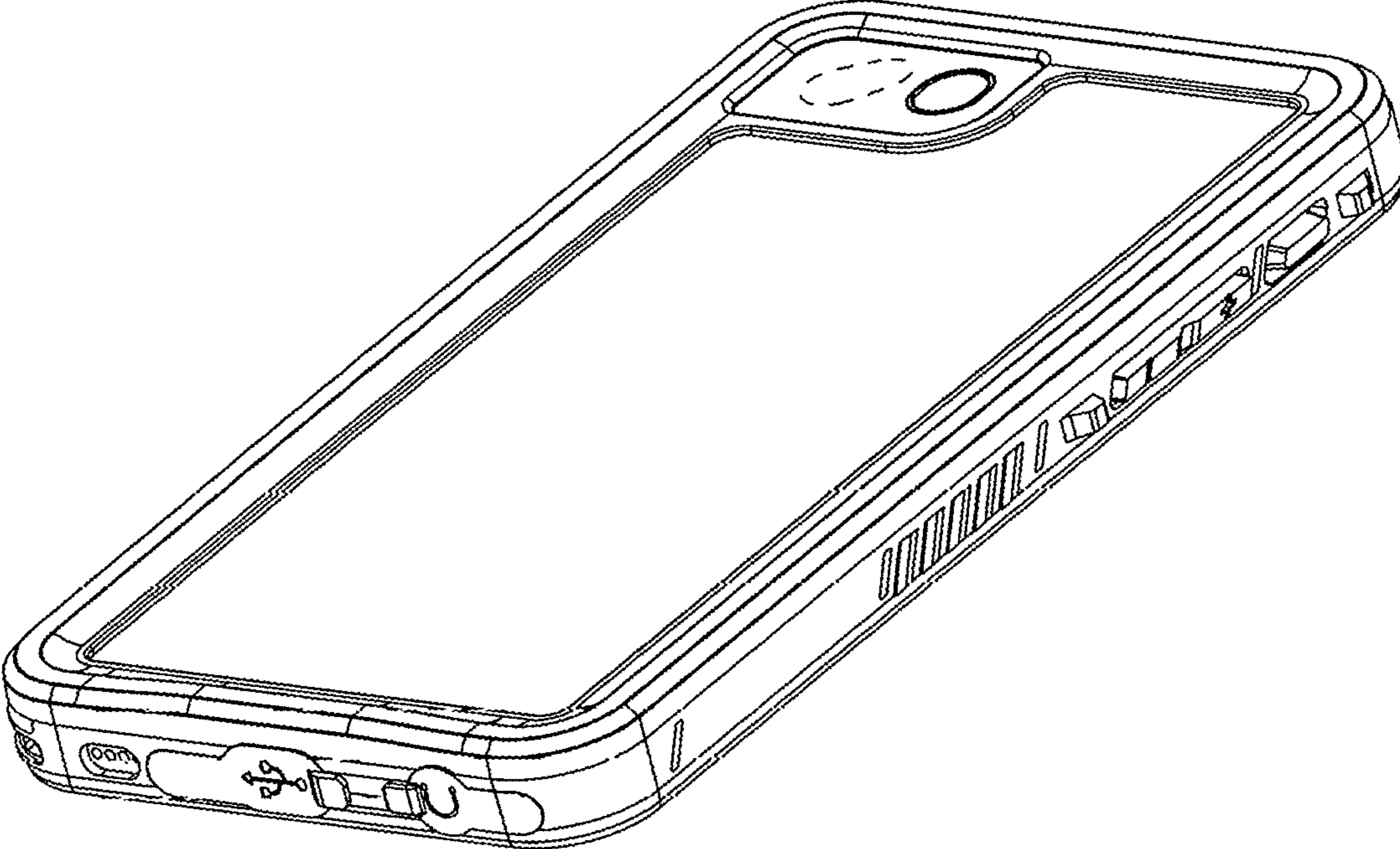


Fig. 9

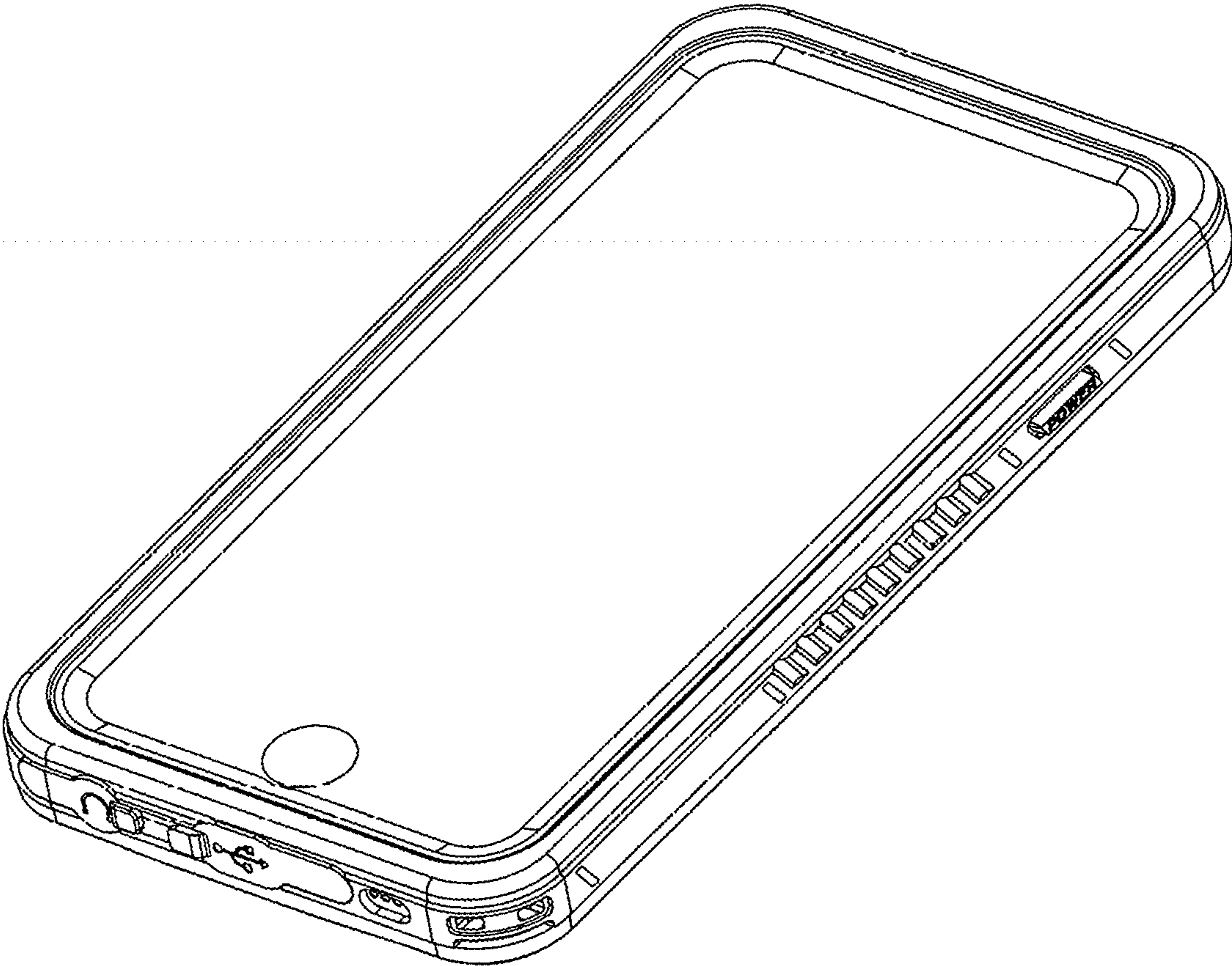


Fig. 10