



US00D851074S

(12) **United States Design Patent**  
**Cummings**

(10) **Patent No.:** **US D851,074 S**  
(45) **Date of Patent:** **\*\* Jun. 11, 2019**

- (54) **COVER FOR AN ANTENNA**
- (71) Applicant: **Michael Cummings**, Fife (GB)
- (72) Inventor: **Michael Cummings**, Fife (GB)
- (\*\*) Term: **15 Years**
- (21) Appl. No.: **29/666,560**
- (22) Filed: **Oct. 15, 2018**

**Related U.S. Application Data**

- (63) Continuation of application No. 29/604,569, filed on May 18, 2017, now abandoned.

**Foreign Application Priority Data**

Mar. 7, 2017 (EM) ..... 003787969-0001

- (51) **LOC (11) Cl.** ..... **14-03**
- (52) **U.S. Cl.**  
USPC ..... **D14/230**
- (58) **Field of Classification Search**  
USPC .... D14/137, 138 R, 138 AA, 148, 155, 167,  
D14/168, 230-238, 240, 242, 265, 299,  
D14/343, 358; 343/704, 840, 872  
CPC ..... H01Q 7/00; H01Q 13/10; H01Q 9/285;  
H01Q 19/30; H01Q 19/12; H01Q 1/38;  
H01Q 1/36; H01Q 1/0475; H01Q 1/034;  
H01Q 1/02; H05K 11/00  
See application file for complete search history.

(56) **References Cited**

**U.S. PATENT DOCUMENTS**

- D396,041 S \* 7/1998 Read ..... D14/238
- D400,888 S \* 11/1998 Schutzius ..... D14/230
- D418,839 S \* 1/2000 Brunner ..... D14/230
- D426,234 S \* 6/2000 Cunningham, Jr. .... 343/840
- D429,720 S \* 8/2000 Strand ..... D14/230

- 6,191,753 B1 \* 2/2001 Ellis ..... H01Q 1/42  
343/840
- D456,351 S \* 4/2002 Yoneda ..... D13/108
- D461,796 S \* 8/2002 Boyer ..... D14/230
- 6,486,851 B2 \* 11/2002 Weaver ..... H01Q 19/13  
343/840
- D504,679 S \* 5/2005 Huang ..... D14/230
- D544,470 S \* 6/2007 Markefka ..... D14/230
- D558,764 S \* 1/2008 Kuo ..... D14/230
- D617,319 S \* 6/2010 Maffetone ..... D14/230
- D652,329 S \* 1/2012 MacKay ..... D10/122
- D691,599 S \* 10/2013 Mukaide ..... D14/230
- D742,766 S \* 11/2015 Olivieri ..... D10/65
- D797,584 S \* 9/2017 Venth ..... D10/65
- 2007/0135157 A1 \* 6/2007 Kuo ..... H01Q 1/084  
455/550.1
- 2010/0277379 A1 \* 11/2010 Lindackers ..... H01Q 1/1207  
343/713
- 2011/0298675 A1 \* 12/2011 Cummings ..... H01Q 1/02  
343/704

\* cited by examiner

*Primary Examiner* — Jeffrey D Asch  
*Assistant Examiner* — Rebekah A Caruso

(57) **CLAIM**

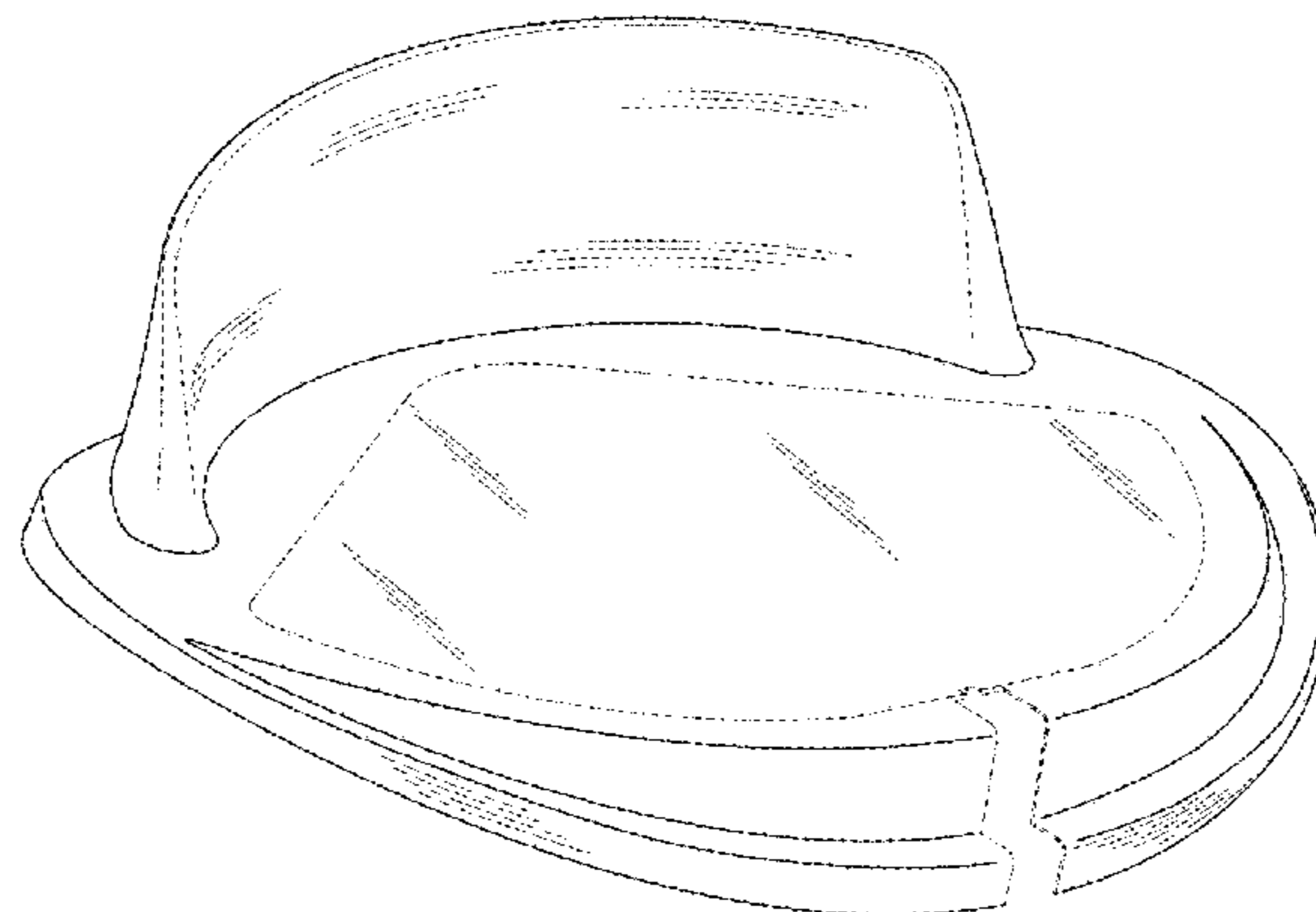
The ornamental design for a cover for an antenna, as shown and described.

**DESCRIPTION**

FIG. 1 is a bottom, front and left perspective view of a cover for an antenna showing my new design;  
 FIG. 2 is a bottom plan view thereof;  
 FIG. 3 is a top plan view thereof;  
 FIG. 4 is a left side view thereof;  
 FIG. 5 is a right side view thereof;  
 FIG. 6 is a front elevational view thereof; and,  
 FIG. 7 is a rear elevational view thereof.

The broken lines in the drawings illustrate portions of the cover for an antenna which form no part of the claimed design.

**1 Claim, 7 Drawing Sheets**



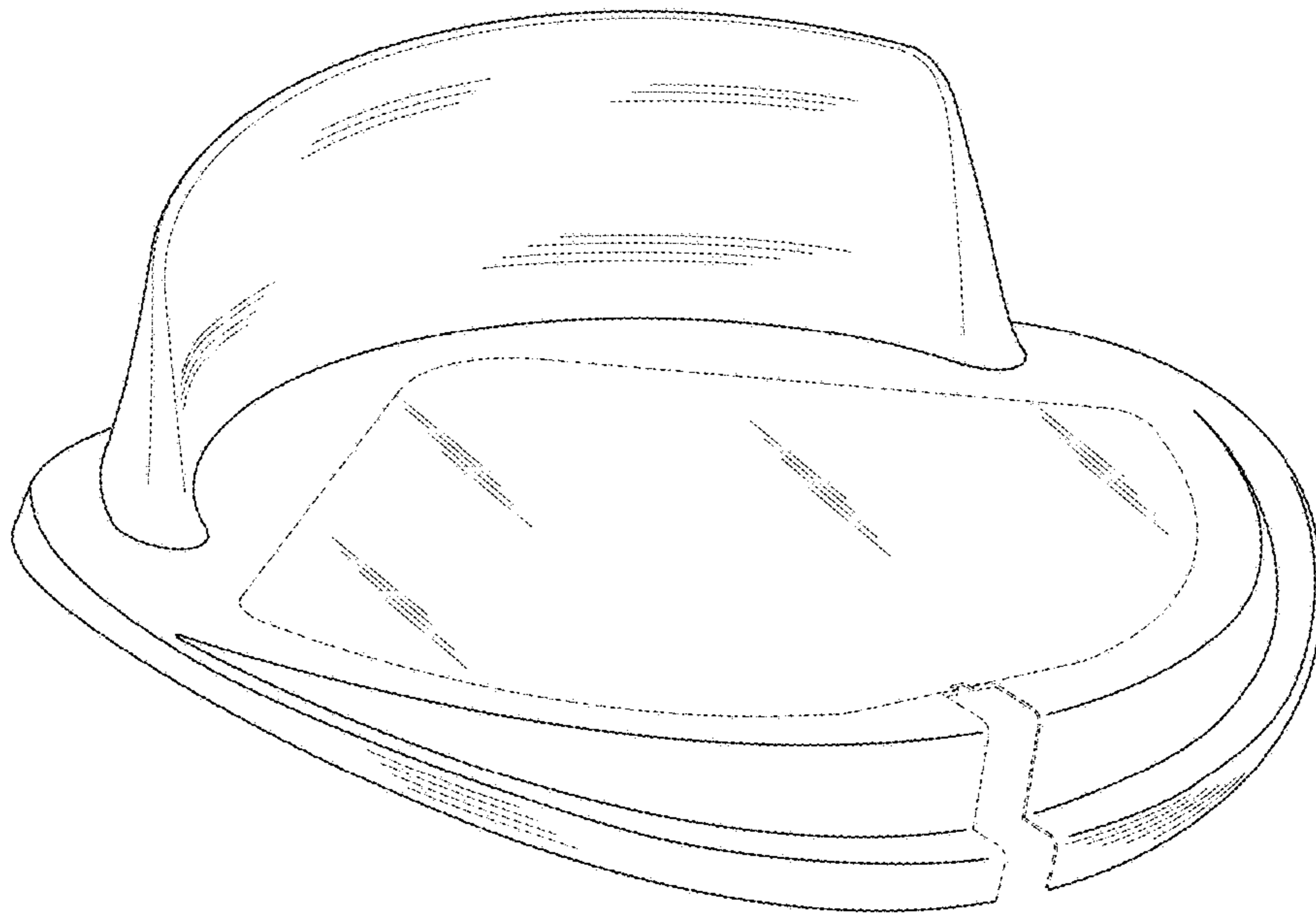


FIG. 1

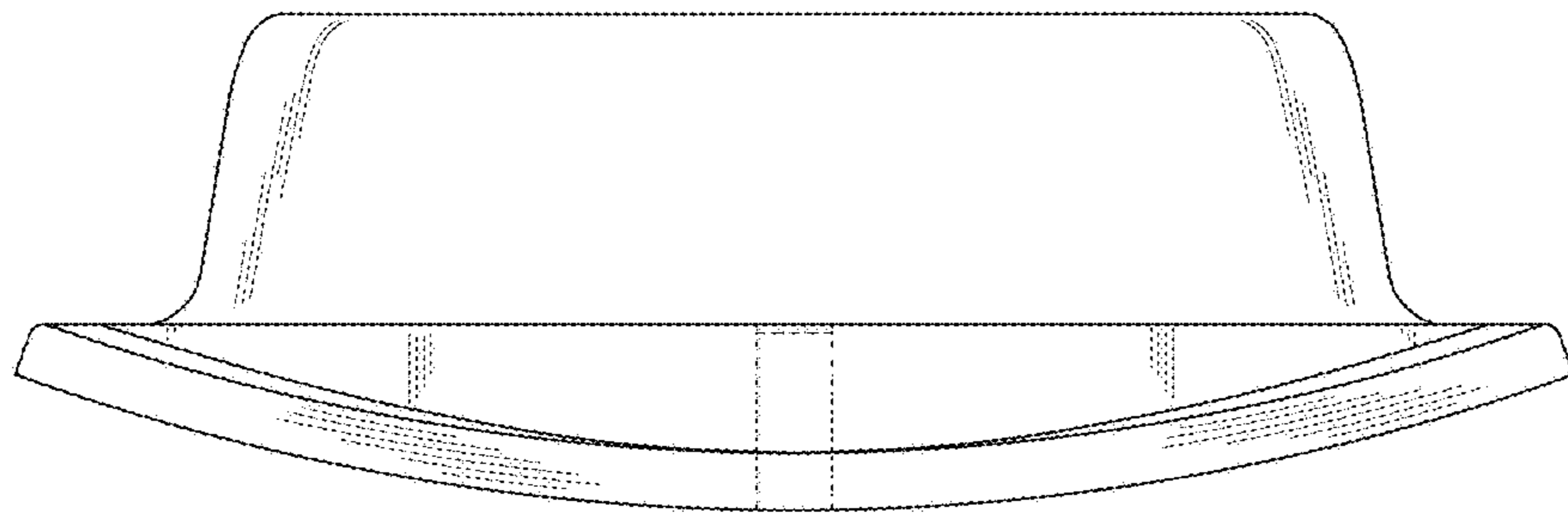


FIG. 2

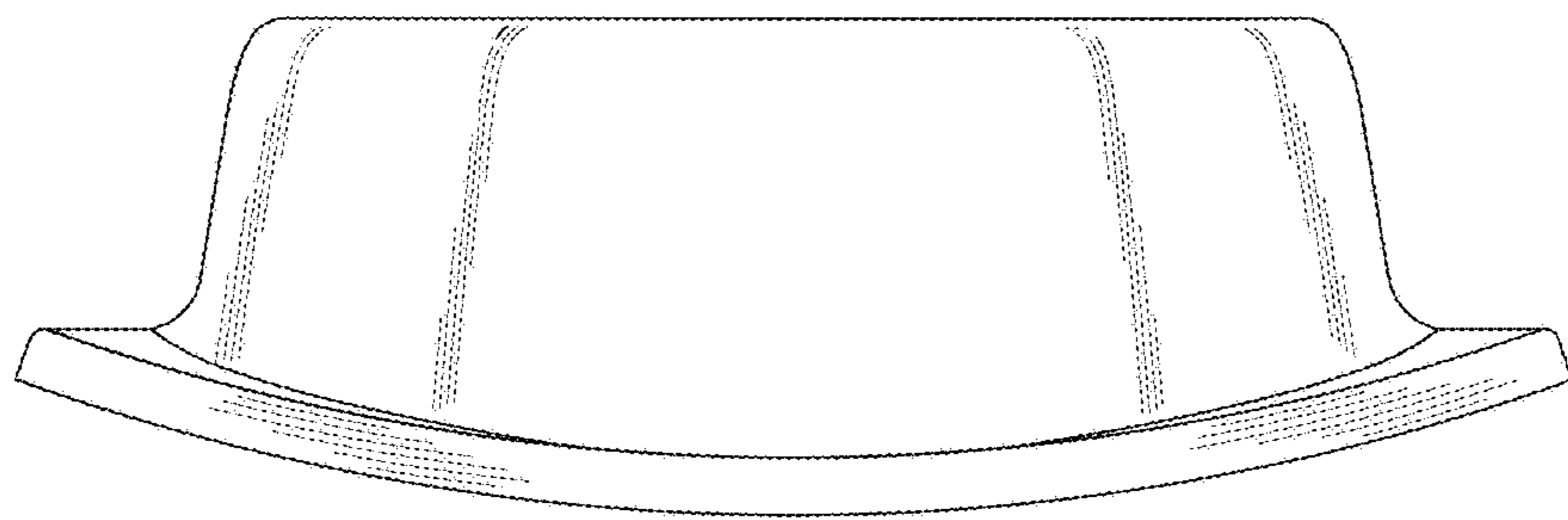


FIG. 3

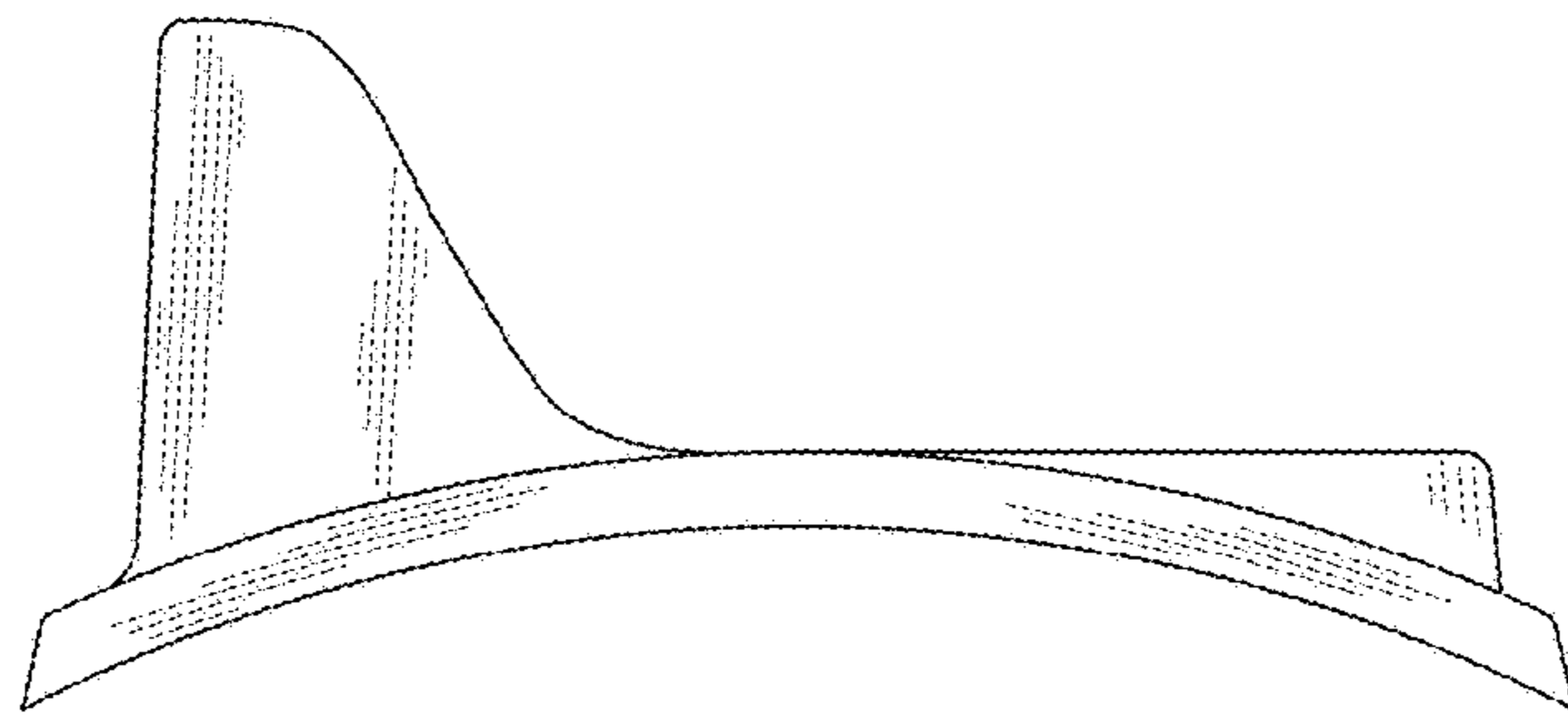


FIG. 4

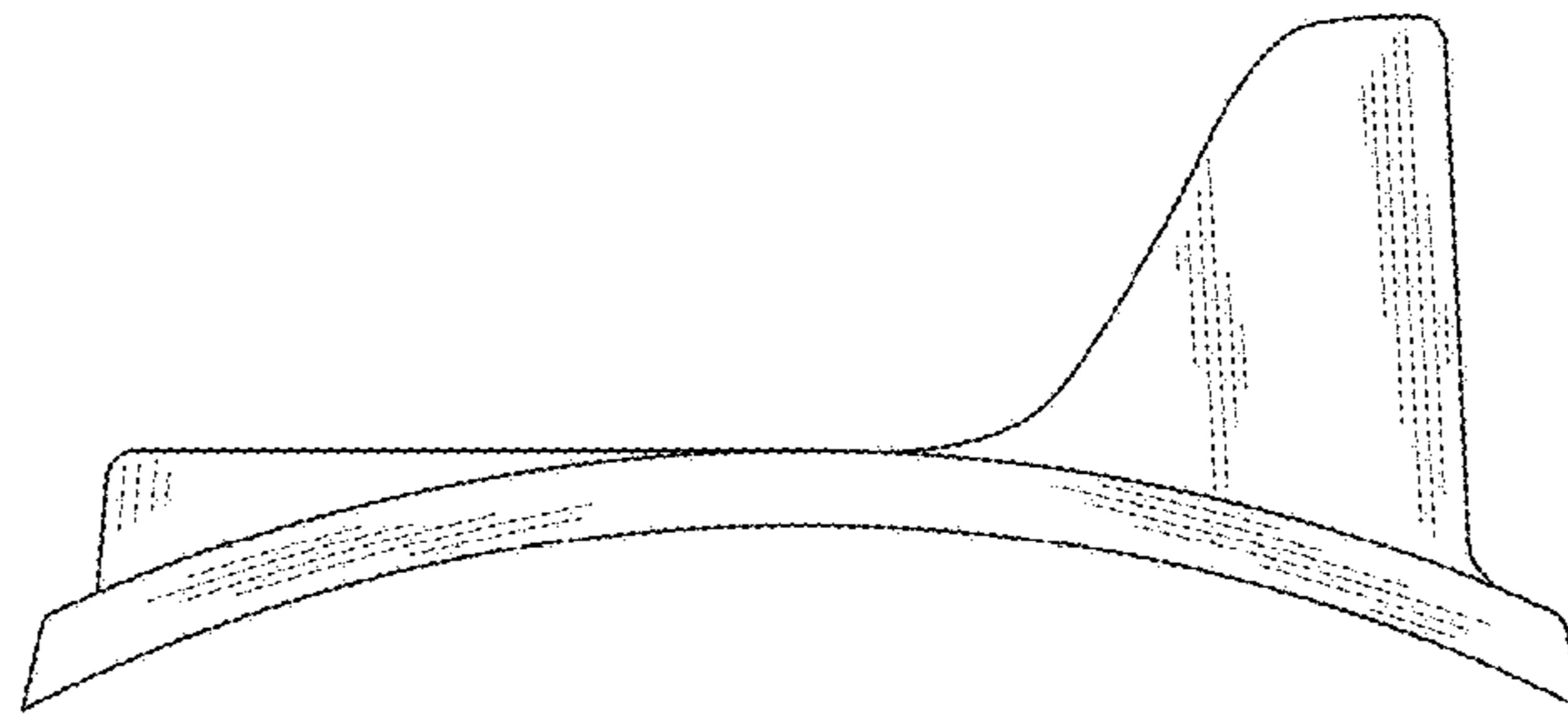


FIG. 5

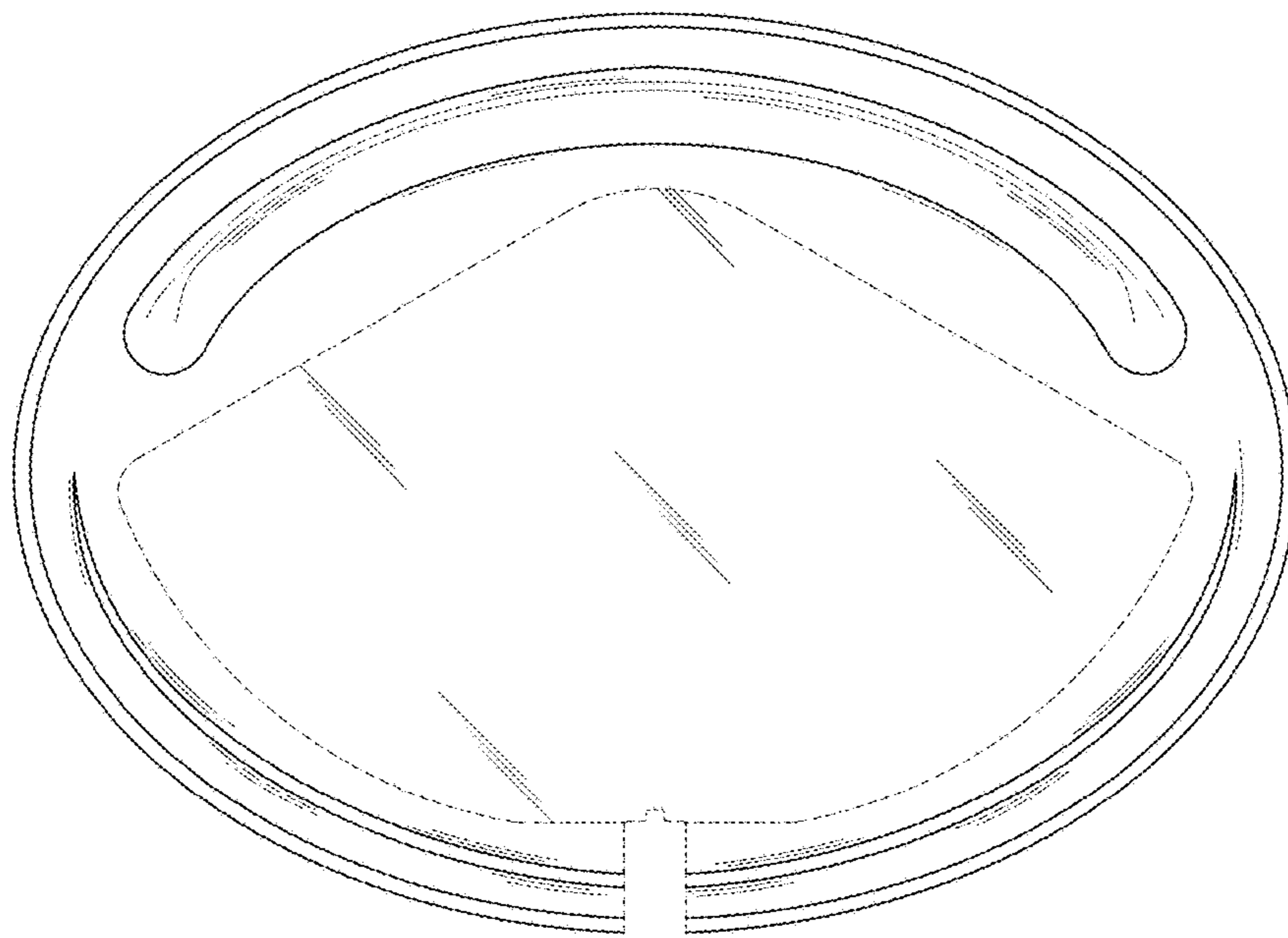


FIG. 6

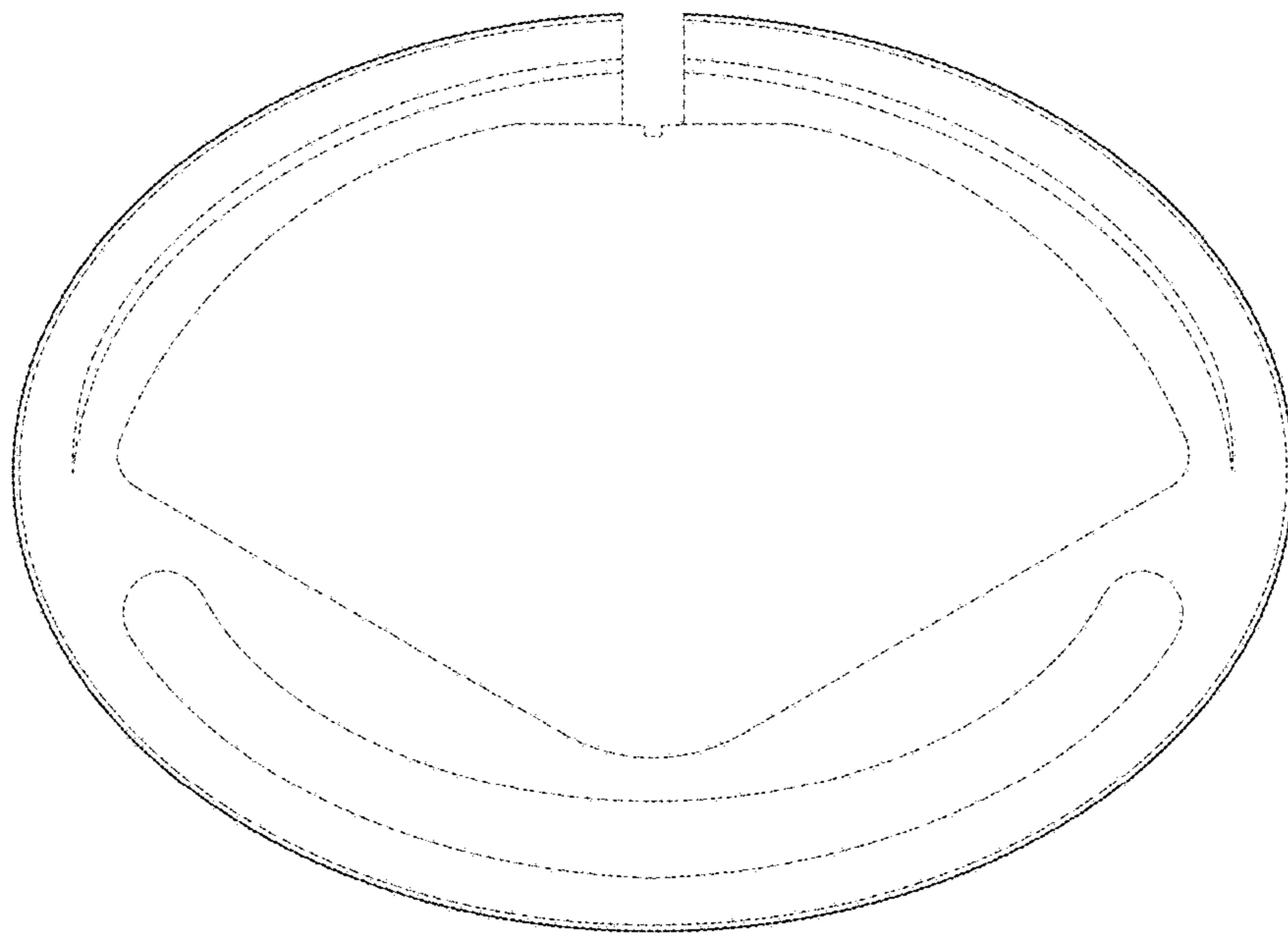


FIG. 7