



US00D851068S

(12) **United States Design Patent** (10) **Patent No.:** **US D851,068 S**
Ulloa (45) **Date of Patent:** **** Jun. 11, 2019**

(54) **WATERTIGHT UNIVERSAL HOUSING FOR ELECTRONIC DEVICES**
(71) Applicant: **David J. Ulloa**, Ocala, FL (US)
(72) Inventor: **David J. Ulloa**, Ocala, FL (US)
(**) Term: **15 Years**
(21) Appl. No.: **29/571,554**
(22) Filed: **Jul. 19, 2016**
(51) **LOC (11) Cl.** **14-03**
(52) **U.S. Cl.**
USPC **D14/217**
(58) **Field of Classification Search**
USPC D14/217; D16/219, 204; D26/72, 83, D26/88, 89, 91, 118, 104; D11/157, 131, D11/160, 133, 132, 140, 95, 96, 137
CPC G02B 2027/014; G02B 27/0172; G02B 2027/0138; G02B 2027/0141; G02B 2027/0178; G02B 27/0093; G02B 27/017; G02B 27/646; G02B 7/02; G02B 7/023; G02B 7/08; G02B 7/16
See application file for complete search history.

D682,943 S * 5/2013 Mayfield D19/96
D757,988 S * 5/2016 Chang D26/104
D758,349 S * 6/2016 Chen D14/216
D776,994 S * 1/2017 Herrmann D8/1
D784,596 S * 4/2017 Toso D26/130
D812,673 S * 3/2018 Andersson D16/219
D825,092 S * 8/2018 Amato D26/88
D828,948 S * 9/2018 Altamura D26/113
2006/0283060 A1* 12/2006 Moomaw G09F 15/00
40/410

* cited by examiner

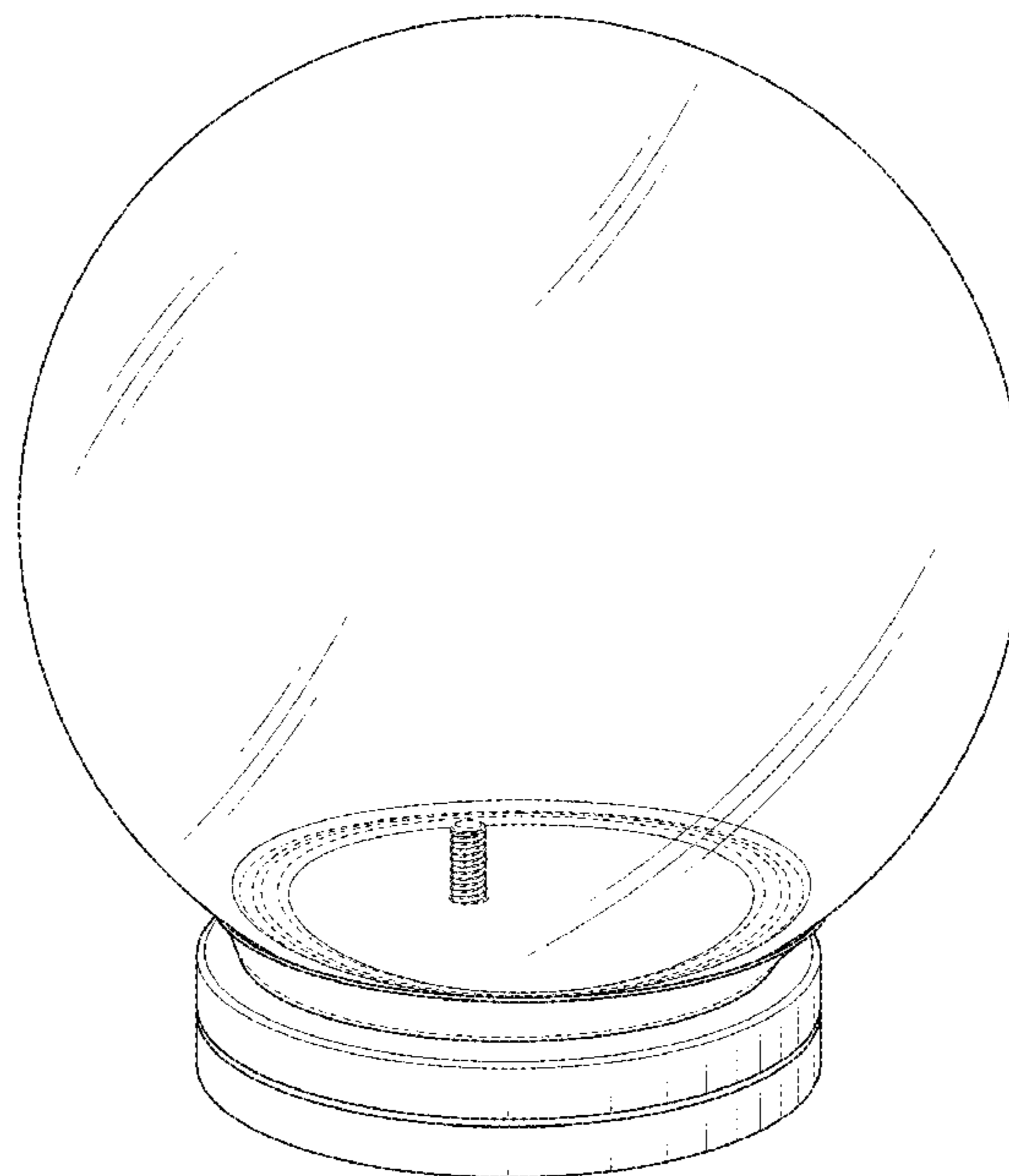
Primary Examiner — Khawaja Anwar
(74) *Attorney, Agent, or Firm* — Buchanan Ingersoll & Rooney PC

(56) **References Cited**
U.S. PATENT DOCUMENTS
2,271,836 A * 2/1942 Francis F21V 3/00
362/344
D376,666 S * 12/1996 Shalvi D26/104
D411,483 S * 6/1999 Greene, Jr. D11/131
D504,979 S * 5/2005 Lai D21/398
D543,484 S * 5/2007 Peterson D11/125
D547,376 S * 7/2007 Pachler D19/61
D565,458 S * 4/2008 Jordan D11/160
D596,985 S * 7/2009 Machado D11/160

(57) **CLAIM**
The ornamental design for a watertight universal housing for electronic devices, as shown and described.

DESCRIPTION
FIG. 1 is a perspective view of a watertight universal housing for electronic devices showing my new design. FIG. 2 is a front elevational view thereof, the rear view being a mirror image. FIG. 3 is a left side elevational view thereof, the right side being a mirror image. FIG. 4 is a top plan view thereof; and, FIG. 5 is a bottom plan view thereof. The broken line showing in the drawings is for the purpose of illustrating unclaimed portions of the watertight universal housing for electronic devices and form no part of the claimed design.

1 Claim, 5 Drawing Sheets



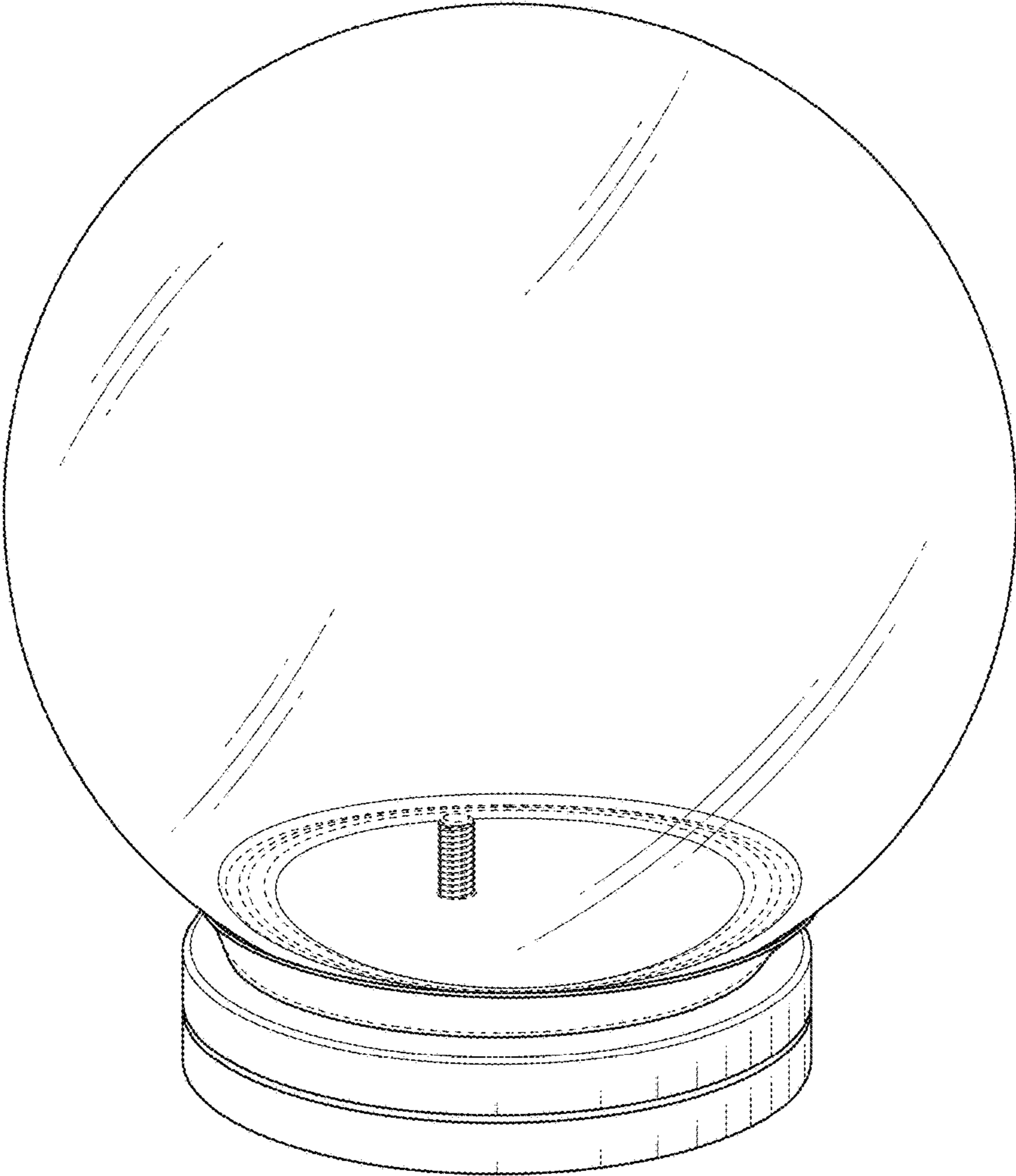


FIG. 1

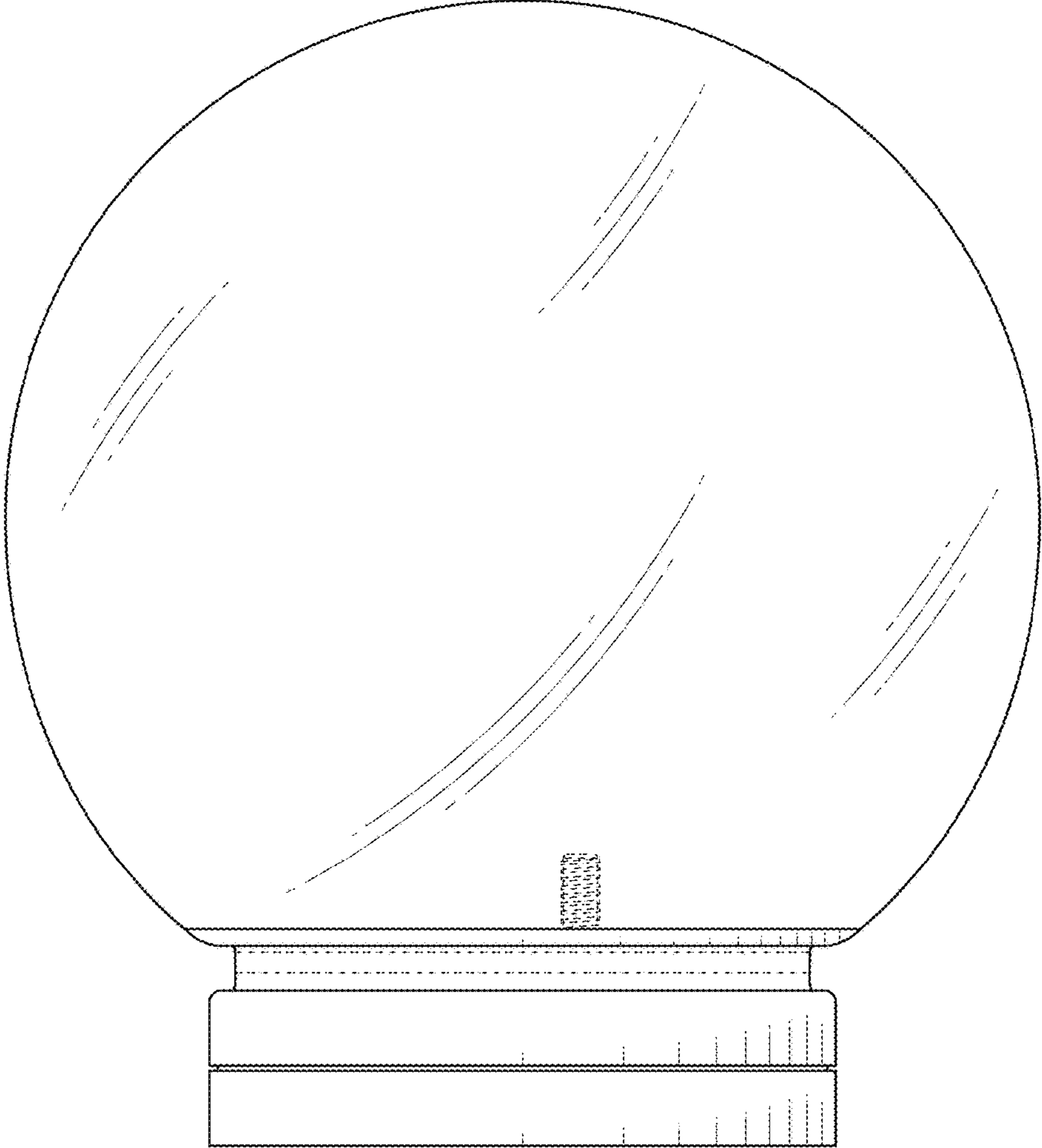


FIG. 2

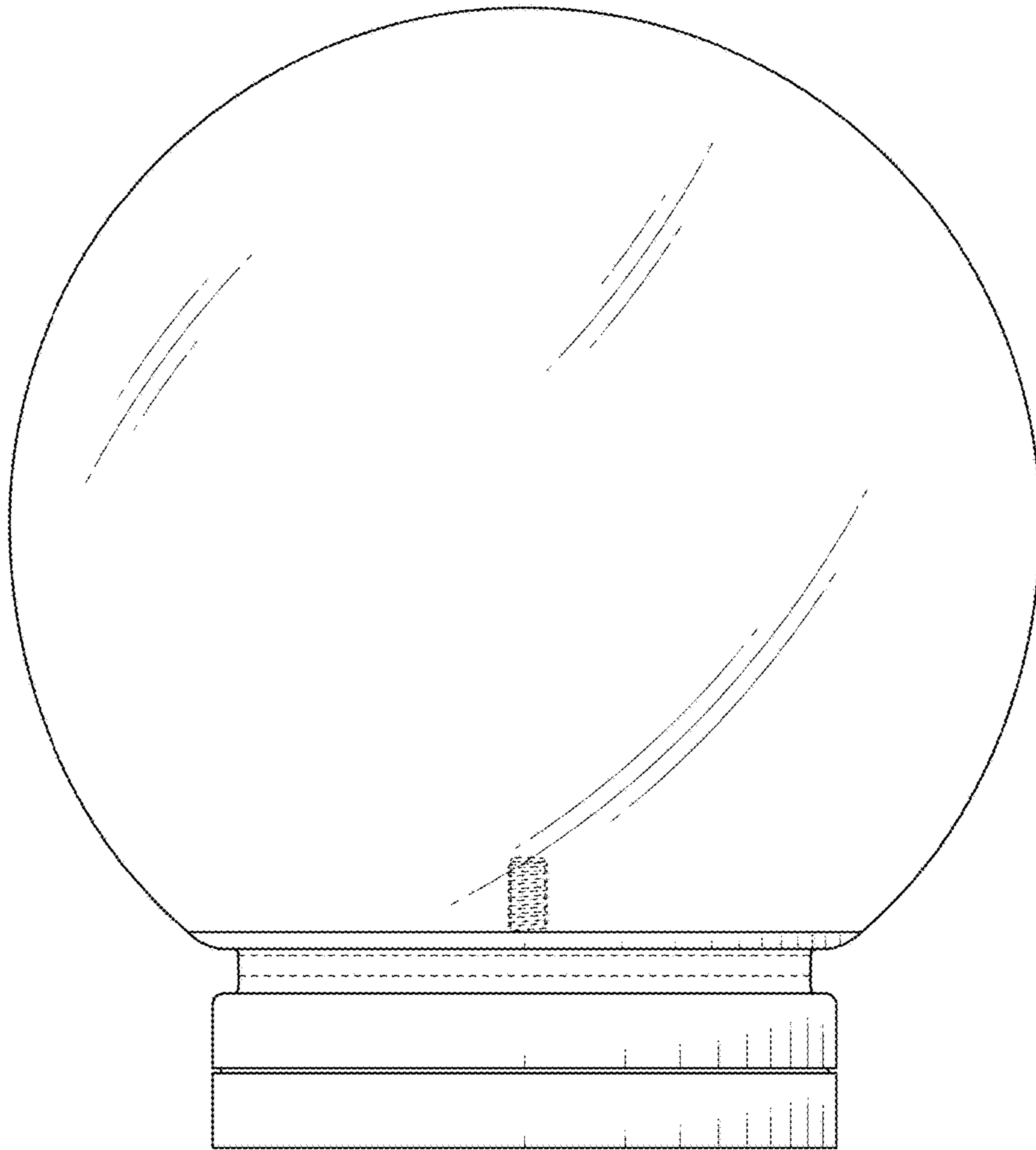


FIG. 3

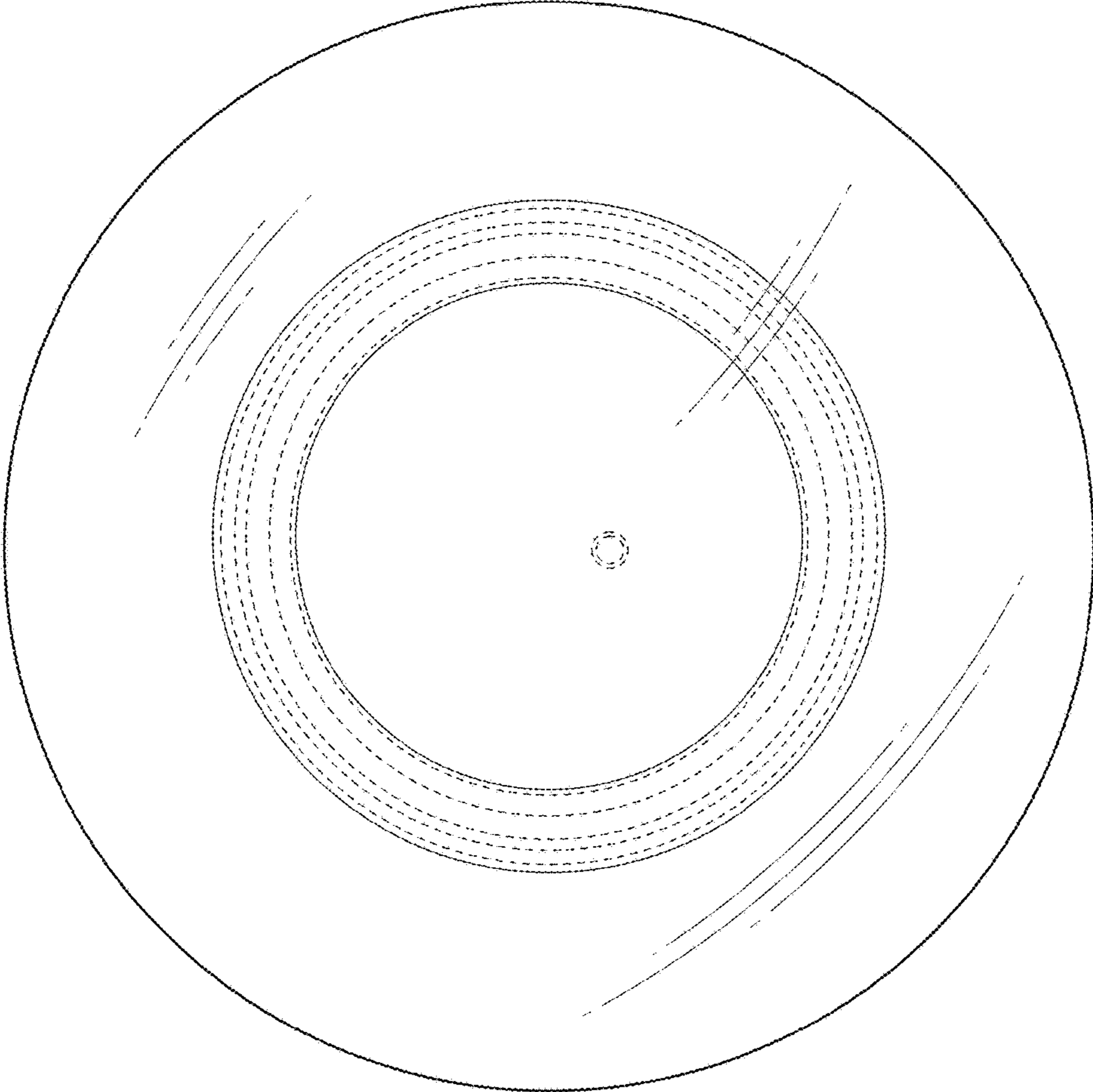


FIG. 4

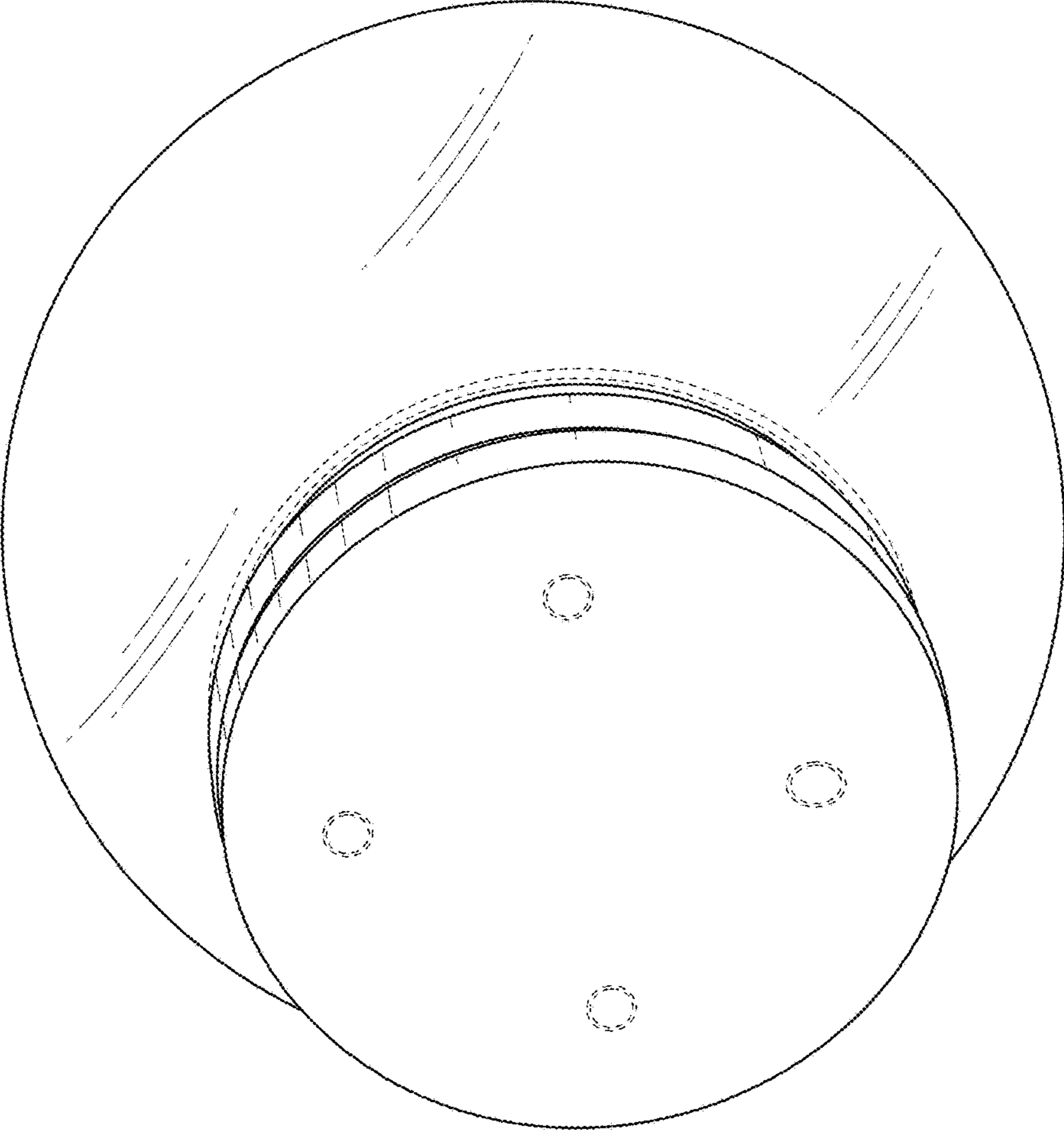


FIG. 5