



US00D851067S

(12) **United States Design Patent** (10) **Patent No.:** **US D851,067 S**
McManigal et al. (45) **Date of Patent:** **** Jun. 11, 2019**

(54) **SOUND BAR**

(71) Applicant: **Vizio Inc**, Irvine, CA (US)
 (72) Inventors: **Scott McManigal**, Irvine, CA (US);
Howard Cheng, Irvine, CA (US)
 (73) Assignee: **Vizio Inc**, Irvine, CA (US)
 (**) Term: **15 Years**

(21) Appl. No.: **29/630,802**
 (22) Filed: **Dec. 22, 2017**
 (51) **LOC (11) Cl.** **14-03**
 (52) **U.S. Cl.**
 USPC **D14/210**; D14/204
 (58) **Field of Classification Search**
 USPC D14/167, 168, 170-172, 188, 194-196,
 D14/204, 209.1, 210-216, 219, 221, 222,
 D14/224, 239, 496
 CPC B60R 11/0217; G06F 1/1688; G10K 9/22;
 G10K 11/004; H03F 1/327; H04M 1/03;
 H04M 1/035; H04N 5/642; H04N
 21/4852; H04R 1/02; H04R 1/06; H04R
 1/021; H04R 1/025; H04R 1/026; H04R
 1/028; H04R 1/105; H04R 1/323; H04R
 1/403; H04R 1/2803; H04R 1/2834;
 H04R 5/02; H04R 7/20; H04R 9/06;
 H04R 9/025; H04R 2201/021; H04R
 2400/00; H04R 2400/07; H04R 2499/11;
 H04R 2499/13; H04R 2499/15; H04S
 3/00; H04S 7/30

See application file for complete search history.

(56) **References Cited**

U.S. PATENT DOCUMENTS

D553,120 S	*	10/2007	Yano	D13/110
D661,286 S	*	6/2012	McManigal	D14/240
D687,010 S	*	7/2013	McManigal	D14/188
D718,274 S	*	11/2014	Shadovitz	D14/209.1
D718,737 S	*	12/2014	Shadovitz	D14/209.1
D718,738 S	*	12/2014	Michael	D14/214
D719,931 S	*	12/2014	Wang	D14/204
D726,153 S	*	4/2015	Chang	D14/214
D755,754 S	*	5/2016	Schwartz	D14/212

* cited by examiner

Primary Examiner — Keli L Hill

(74) *Attorney, Agent, or Firm* — Law Office of Scott C Harris, Inc.

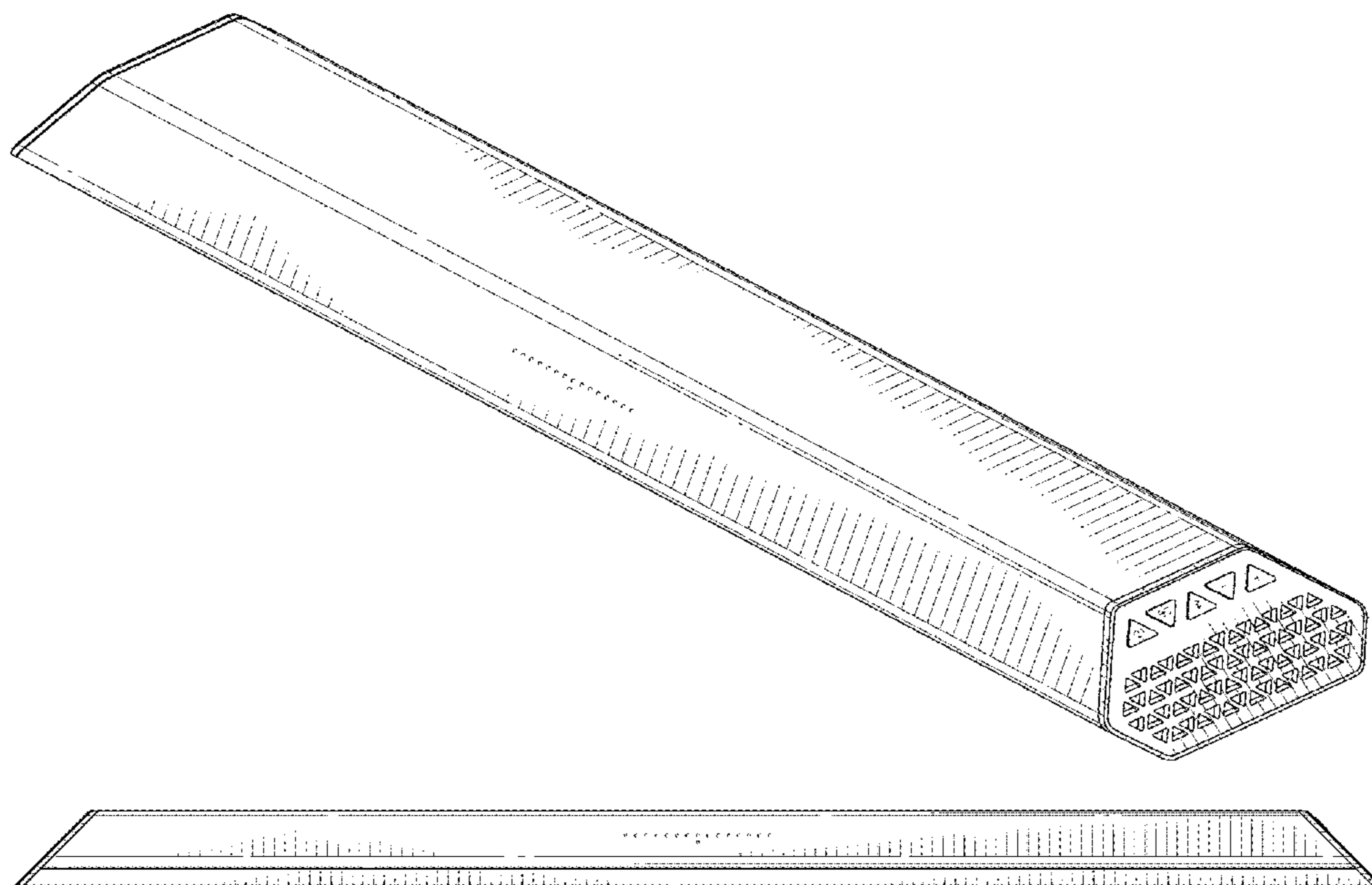
(57) **CLAIM**

The ornamental design for a sound bar, as shown and described.

DESCRIPTION

FIG. 1 shows a first perspective view of the sound bar;
 FIG. 2 shows a rear view of the sound bar;
 FIG. 3 shows a front view of the sound bar;
 FIG. 4 shows a first side view of the sound bar;
 FIG. 5 shows a second side view of the sound bar;
 FIG. 6 shows a top side view of the sound bar; and,
 FIG. 7 shows a bottom side view of the sound bar.
 The portions shown in broken lines form no part of the claimed design.

1 Claim, 3 Drawing Sheets



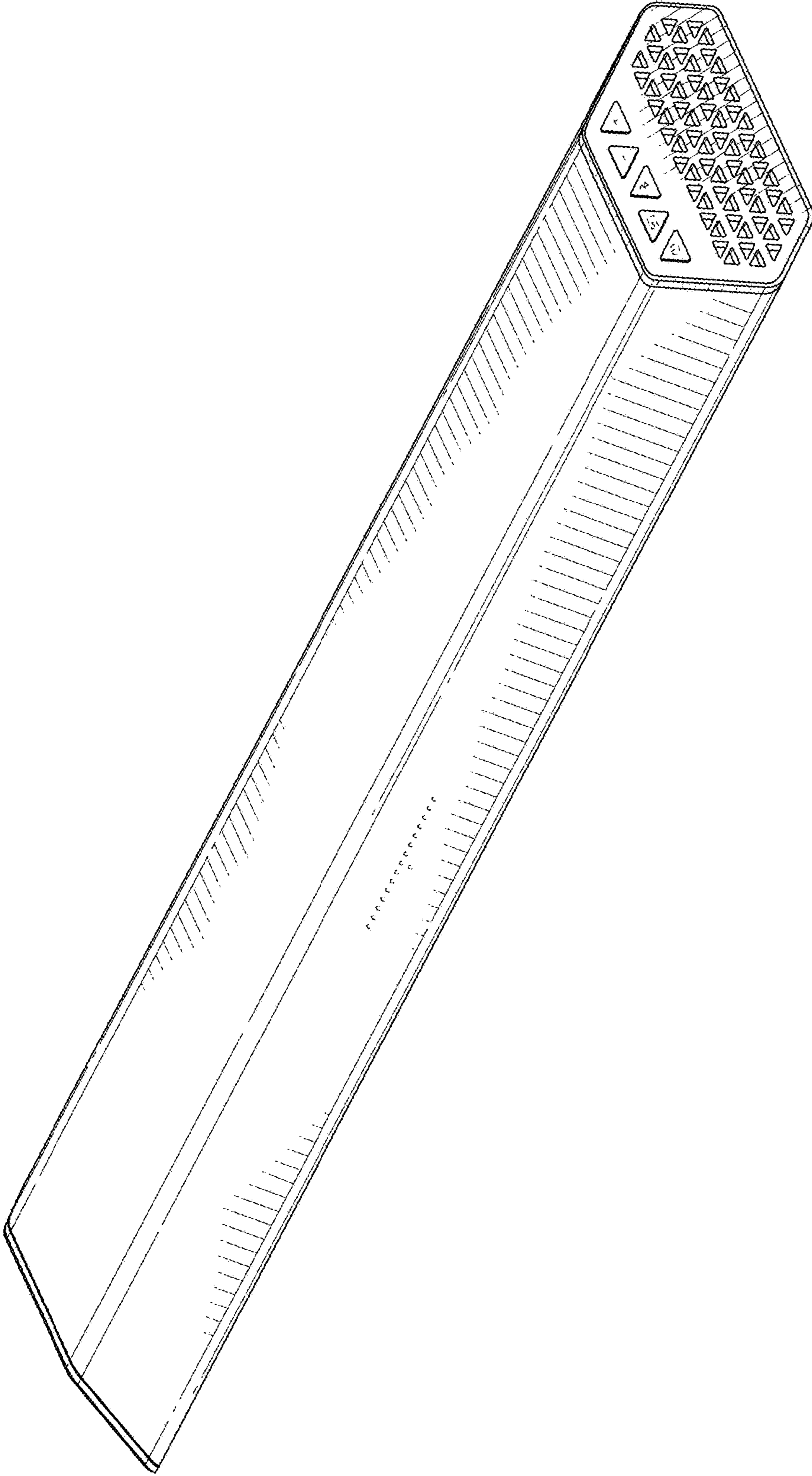


FIG. 1




FIG. 2

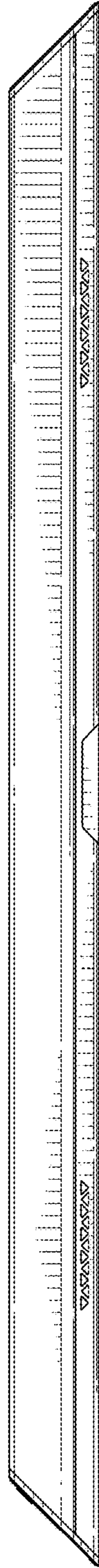


FIG. 3

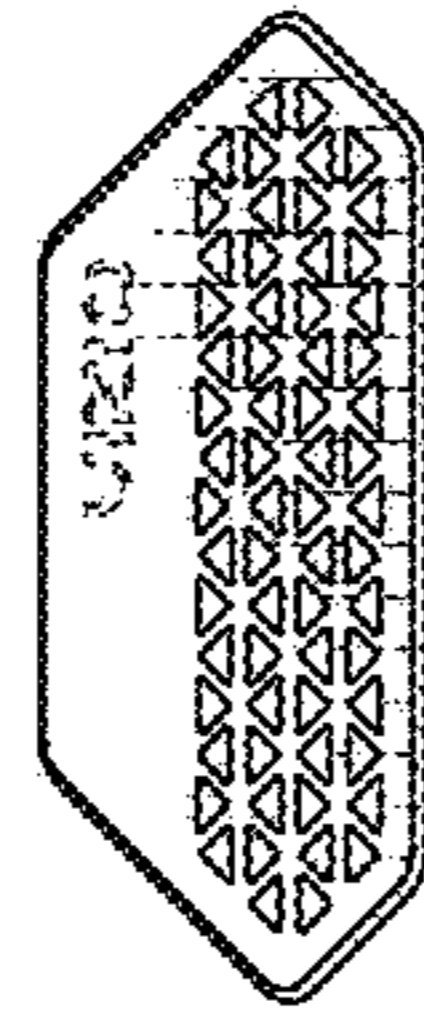


FIG. 4




FIG. 5

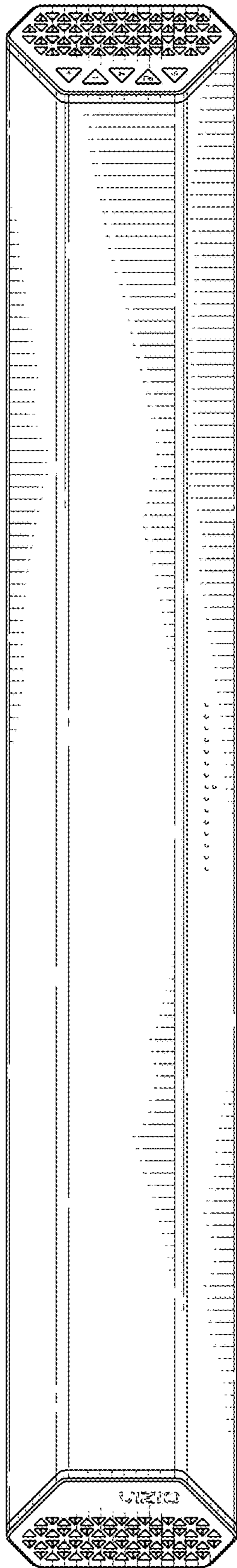


FIG. 6

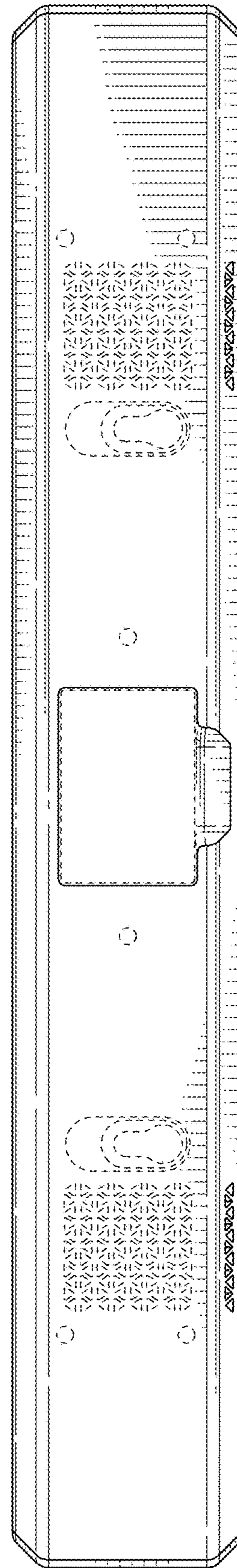


FIG. 7