



US00D851047S

(12) **United States Design Patent**  
**Zhang**

(10) **Patent No.:** **US D851,047 S**

(45) **Date of Patent:** **\*\* Jun. 11, 2019**

(54) **DATA CABLE**

(71) Applicant: **Ping Zhang**, Shishou (CN)

(72) Inventor: **Ping Zhang**, Shishou (CN)

(\*\*) Term: **15 Years**

(21) Appl. No.: **29/602,936**

(22) Filed: **May 4, 2017**

(30) **Foreign Application Priority Data**

Apr. 1, 2017 (EP) ..... 003834555

(51) **LOC (11) Cl.** ..... **13-03**

(52) **U.S. Cl.**  
USPC ..... **D13/153**

(58) **Field of Classification Search**  
USPC ..... D13/108, 110, 123, 133, 137.1-137.4,  
D13/138.1-138.2, 139.1-139.8, 152-154,  
D13/146, 147, 156, 158, 177, 184, 199;  
D14/432, 433, 435.1; D8/350-353, 356;  
D25/102, 122, 124; D26/74  
CPC ..... H01R 11/00; H01R 9/00; H01R 25/00;  
H01R 25/006; H01R 13/6675; H01R  
13/44; H01R 13/627; H01R 13/447;  
H01R 13/73; H01R 13/66; H01R 13/60;  
H01R 13/5845; H01R 13/72; H01R  
13/46; H01R 31/065; H01R 31/06; H01R  
24/28; H01R 27/00; H02J 2007/0062;  
H01B 7/2806; F21S 8/02; F21V 23/00;  
F21V 23/01; F16J 13/10; F16B 5/02;  
F16L 3/12; H02S 40/34; H02S 30/10  
See application file for complete search history.

(56) **References Cited**

**U.S. PATENT DOCUMENTS**

D566,063 S \* 4/2008 Kanao ..... D13/199  
D566,064 S \* 4/2008 Kanao ..... D13/199

D628,537 S \* 12/2010 Nagata ..... D13/147  
D636,015 S \* 4/2011 Agosto, Jr. .... D13/133  
D692,390 S \* 10/2013 Smith ..... D13/133  
D694,243 S \* 11/2013 Akana ..... D14/433  
D713,351 S \* 9/2014 Akana ..... D13/147  
D751,991 S \* 3/2016 Akana ..... D13/147  
D763,197 S \* 8/2016 Beck ..... D13/153  
D784,267 S \* 4/2017 Vose ..... D13/153  
D784,931 S \* 4/2017 Fries ..... D13/153  
D798,825 S \* 10/2017 Hahn ..... D13/153  
D800,731 S \* 10/2017 He ..... D14/433  
D810,748 S \* 2/2018 Zhang ..... D14/433  
D810,749 S \* 2/2018 Zhang ..... D14/433  
D818,439 S \* 5/2018 Kim ..... D13/153  
D820,217 S \* 6/2018 Li ..... D13/147

\* cited by examiner

*Primary Examiner* — Rosemary K Tarcza  
*Assistant Examiner* — Christy M Nemeth  
(74) *Attorney, Agent, or Firm* — Matthias Scholl P.C.;  
Matthias Scholl

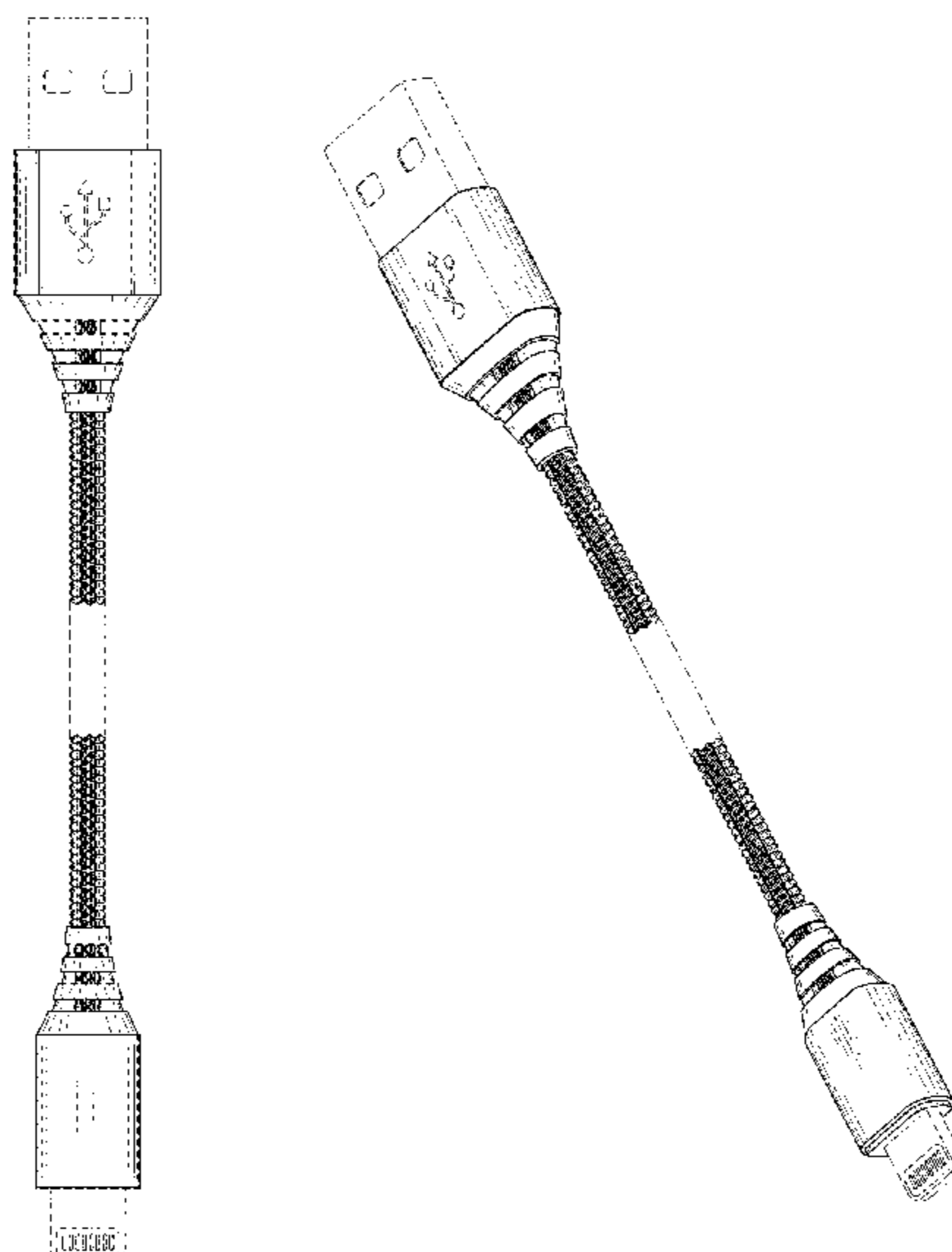
(57) **CLAIM**

The ornamental design for a data cable, as shown and described.

**DESCRIPTION**

FIG. 1 is a front elevational view of a data cable;  
FIG. 2 is a rear elevational view thereof;  
FIG. 3 is a left side elevational view thereof;  
FIG. 4 is a right side elevational view thereof;  
FIG. 5 is a top plan view thereof;  
FIG. 6 is a bottom plan view thereof; and,  
FIG. 7 is a perspective view thereof.  
The broken lines in the drawings are for the purpose of illustrating portions of the data cable that form no part of the claimed design.

**1 Claim, 7 Drawing Sheets**



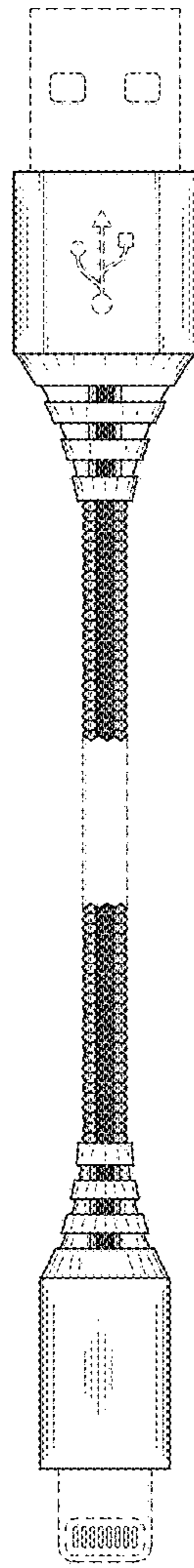


FIG. 1

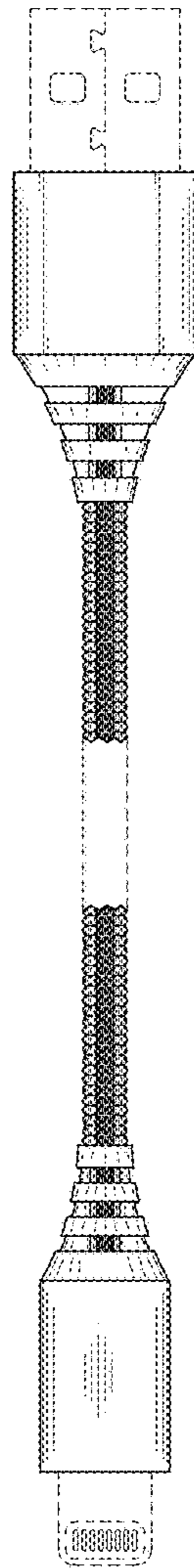


FIG. 2



FIG. 3



FIG. 4




FIG. 5

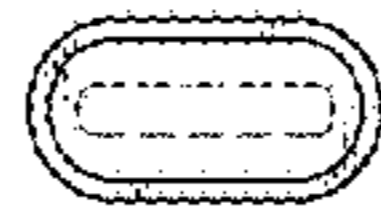


FIG. 6

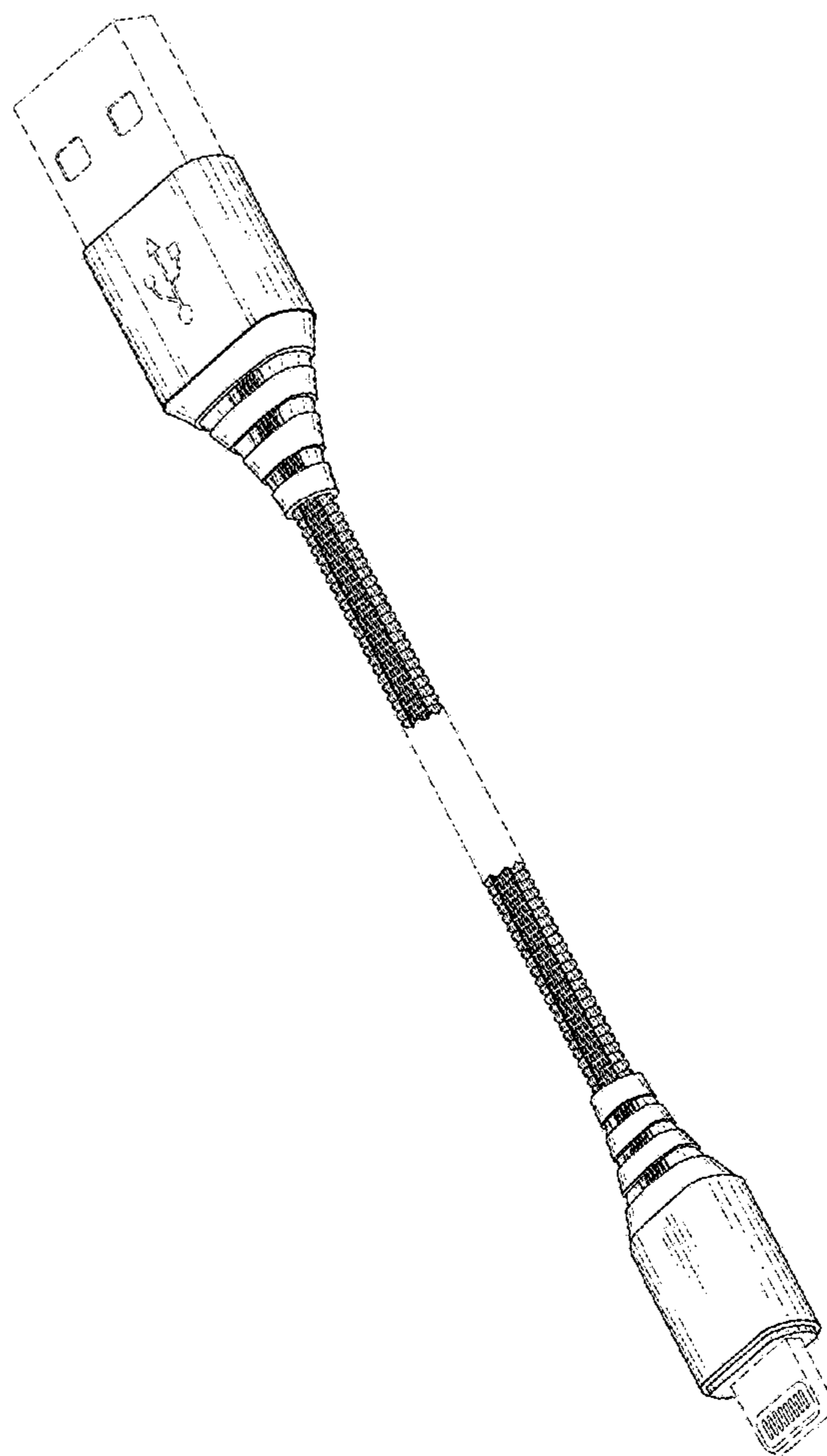


FIG. 7