



US00D851037S

(12) **United States Design Patent**  
**Diez**

(10) **Patent No.:** **US D851,037 S**  
(45) **Date of Patent:** **\*\* Jun. 11, 2019**

- (54) **CHARGING STATION**
- (71) Applicant: **Chad Santiago Diez**, Mansfield, OH (US)
- (72) Inventor: **Chad Santiago Diez**, Mansfield, OH (US)
- (73) Assignee: **DOYAN LLC**, New Albany, OH (US)
- (\*\*) Term: **15 Years**
- (21) Appl. No.: **29/632,604**
- (22) Filed: **Jan. 9, 2018**
- (51) **LOC (11) Cl.** ..... **13-02**
- (52) **U.S. Cl.**  
USPC ..... **D13/108**
- (58) **Field of Classification Search**  
USPC ..... D13/107–110, 118–119, 184, 199;  
D14/251, 253, 432, 434  
CPC ..... Y02E 60/12; Y02T 90/14; Y02T 90/122;  
Y02T 90/128; Y02T 90/163; H02J 7/025;  
H02J 7/0042; H02J 7/0044; H02J 7/0045;  
H02J 7/0003; H01F 38/14; H01M 2/1022;  
H01M 2/1055; H01M 10/44; H01M 10/46; H01M 10/425; B60L 11/182  
See application file for complete search history.

D637,951 S *	5/2011	Perez .....	D13/108
D638,020 S *	5/2011	Johnson .....	D13/107
8,026,693 B2 *	9/2011	Burley .....	H01M 10/44 320/108
D719,091 S *	12/2014	Leddusire .....	D13/110
D722,023 S *	2/2015	Brunner .....	D13/110
D729,163 S *	5/2015	Meyer .....	D13/107
D736,706 S *	8/2015	Huang .....	D13/108
D753,062 S *	4/2016	Graham .....	D13/110
D782,415 S *	3/2017	Zhang .....	D13/108
D793,958 S *	8/2017	Rautiainen .....	D13/108
D817,270 S *	5/2018	Kim .....	D13/108
D826,151 S *	8/2018	Akana .....	D13/108

\* cited by examiner

*Primary Examiner* — Rosemary K Tarcza  
(74) *Attorney, Agent, or Firm* — Dunlap Bennett & Ludwig PLLC

(57) **CLAIM**

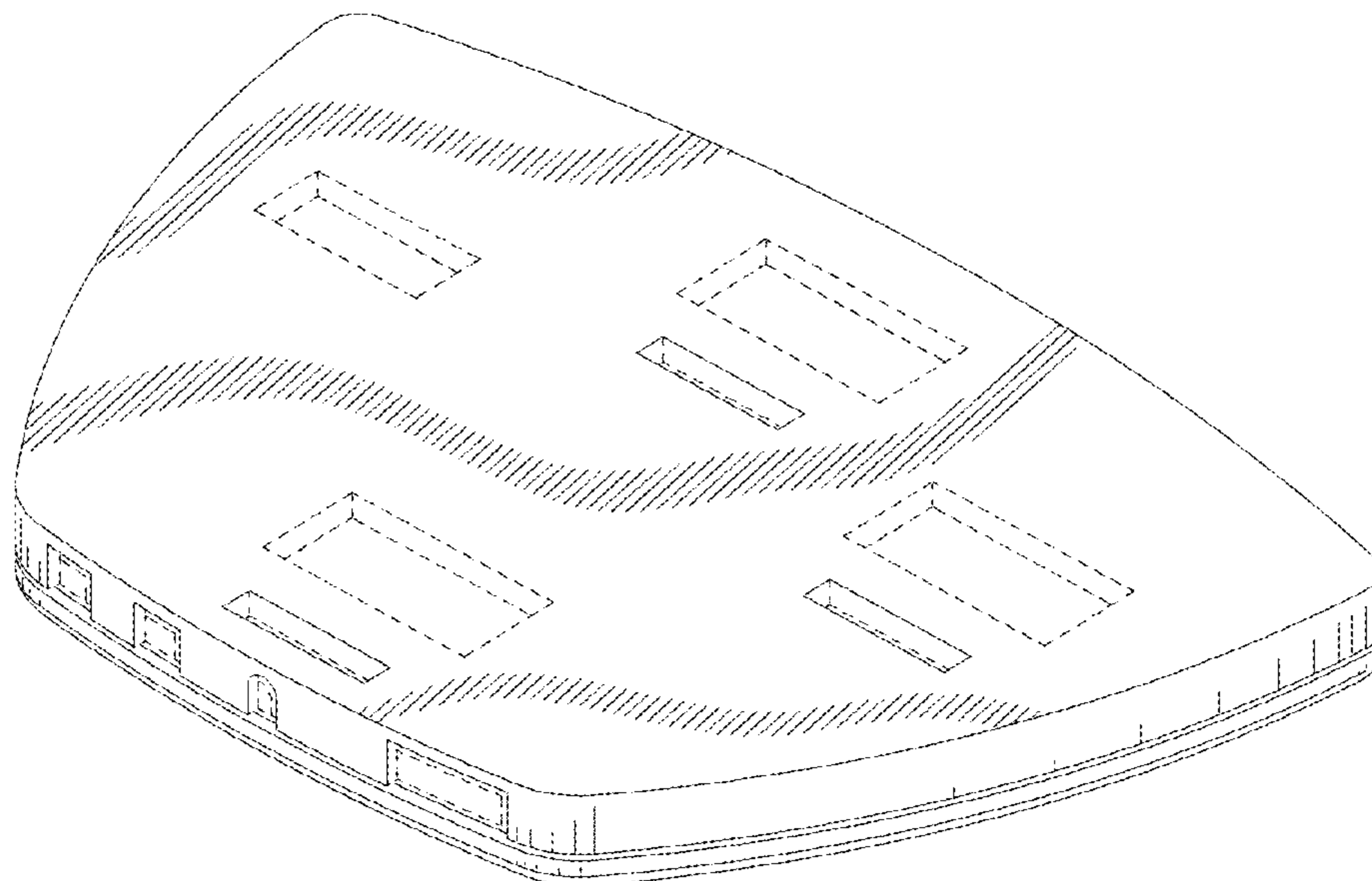
The ornamental design for a charging station, as shown and described.

**DESCRIPTION**

FIG. 1 is a top perspective view of a charging station, showing my new design;  
FIG. 2 is a top plan view thereof;  
FIG. 3 is a rear elevation view thereof;  
FIG. 4 is a front elevation view thereof;  
FIG. 5 is a right side elevation view thereof; and,  
FIG. 6 is a left side elevation view thereof.  
The broken lines shown in the drawings depict portions of the charging station that form no part of the claimed design.

**1 Claim, 3 Drawing Sheets**

- (56) **References Cited**  
U.S. PATENT DOCUMENTS  
D605,113 S \* 12/2009 Maier ..... D13/108  
D611,408 S \* 3/2010 Ferber ..... D13/108  
D611,898 S \* 3/2010 Yang ..... D13/108



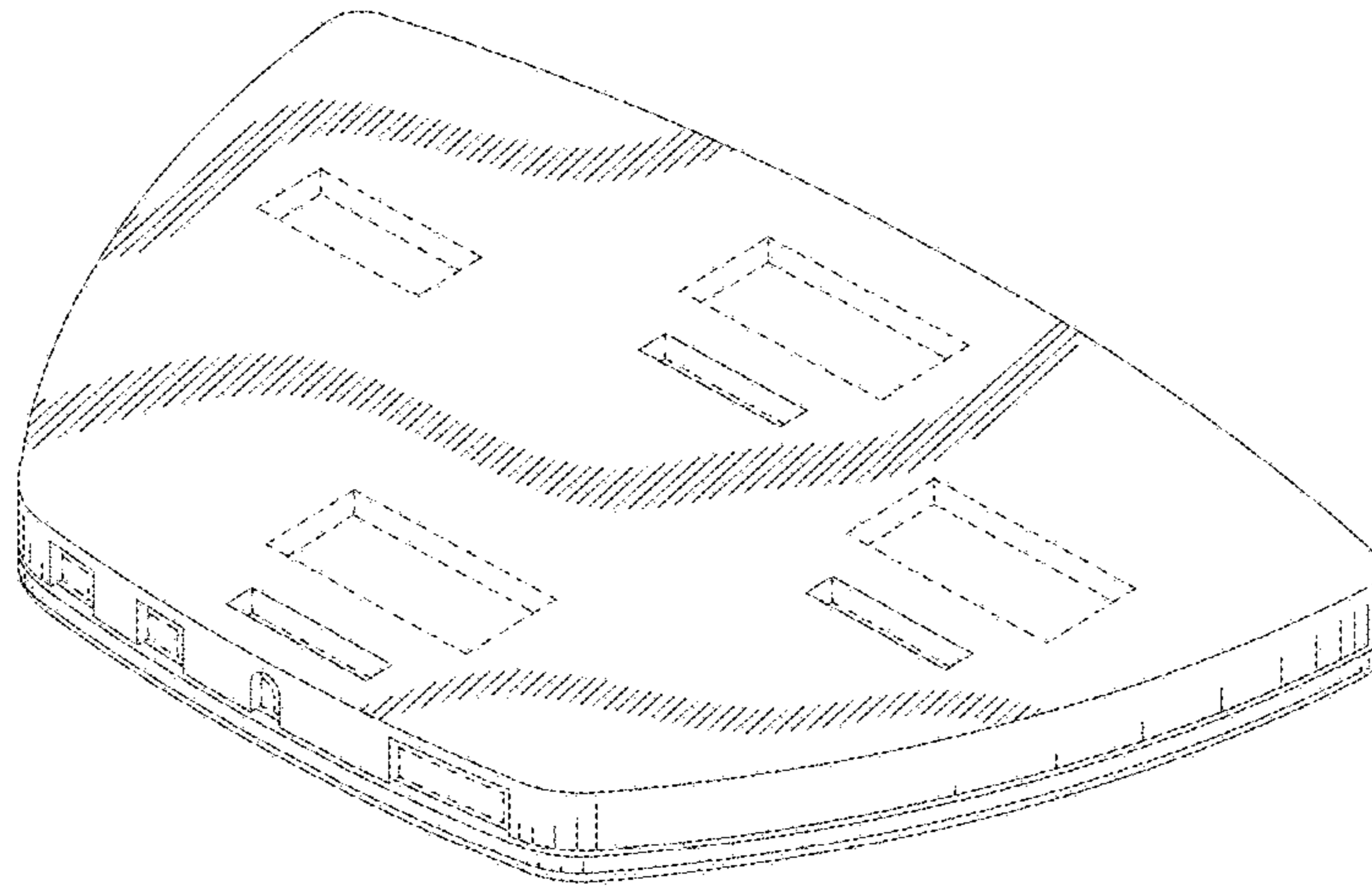


FIG. 1

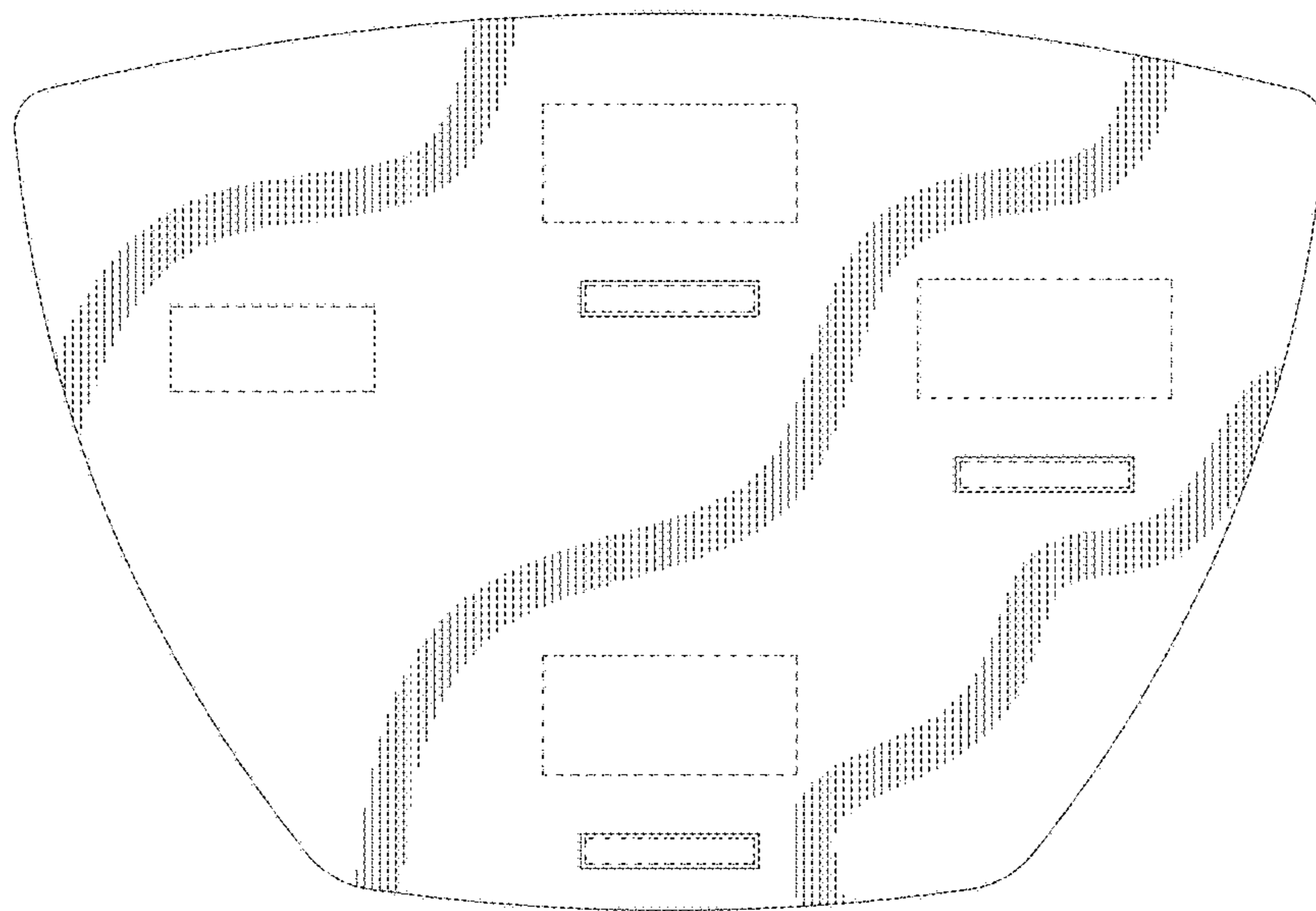


FIG. 2

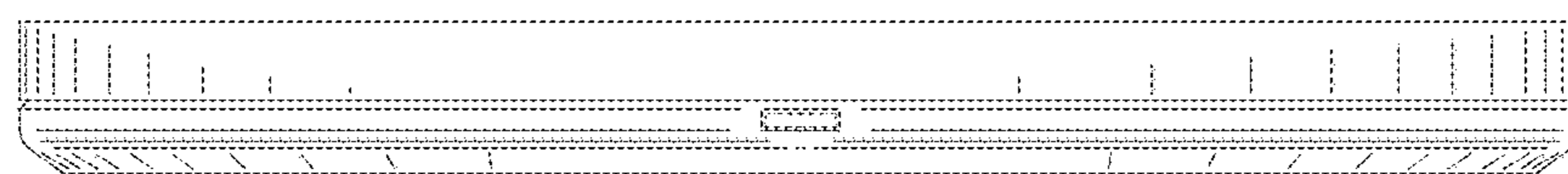


FIG. 3

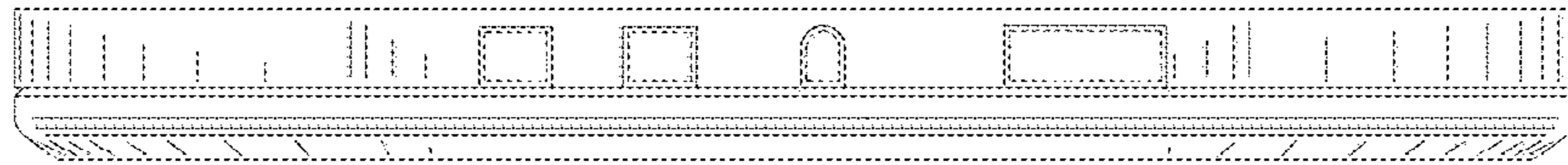


FIG. 4

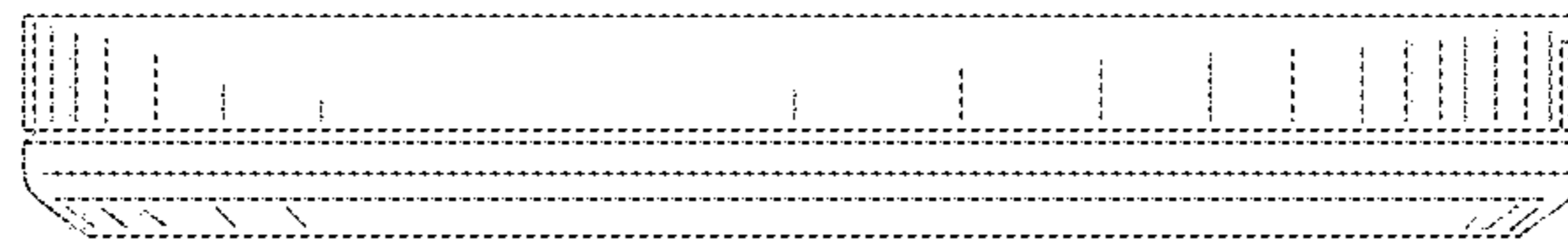


FIG. 5

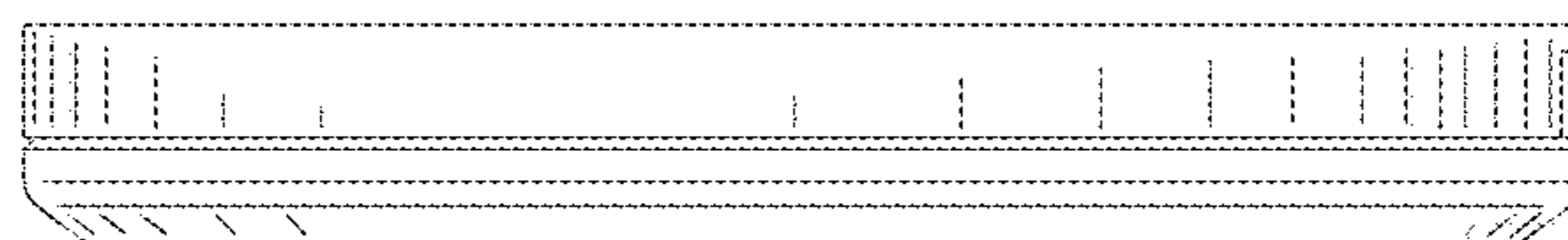


FIG. 6