



US00D851024S

(12) **United States Design Patent**
Jacobs

(10) **Patent No.:** **US D851,024 S**
(45) **Date of Patent:** **** Jun. 11, 2019**

(54) **TIRE TREAD**

(71) Applicant: **COOPER TIRE & RUBBER COMPANY**, Findlay, OH (US)

(72) Inventor: **Jeremy J. Jacobs**, Findlay, OH (US)

(73) Assignee: **COOPER TIRE & RUBBER COMPANY**, Findlay, OH (US)

(**) Term: **15 Years**

(21) Appl. No.: **29/611,742**

(22) Filed: **Jul. 25, 2017**

(51) **LOC (11) Cl.** **12-15**

(52) **U.S. Cl.**
USPC **D12/601**

(58) **Field of Classification Search**
USPC D12/579, 588, 600, 601
CPC . B60C 11/11; B60C 11/0337; B60C 11/0374;
B60C 11/0381; B60C 2011/0341
See application file for complete search history.

(56) **References Cited**

U.S. PATENT DOCUMENTS

D370,878 S *	6/1996	McKisson	D12/601
D563,864 S *	3/2008	Ochi	D12/601
D624,488 S	9/2010	Nakamura		
D647,037 S	10/2011	Lo		
D647,467 S	10/2011	Bonhomme et al.		
8,403,012 B2	3/2013	Harvey et al.		
8,584,721 B2	11/2013	Fujii et al.		
D715,217 S	10/2014	Dixon et al.		
8,996,239 B2	3/2015	Orlewski		

9,061,550 B2 *	6/2015	Nagayasu	B60C 11/1236
D735,122 S *	7/2015	Grote	D12/601
D738,299 S *	9/2015	Jacobs	D12/588
D749,039 S *	2/2016	Yamakawa	D12/600
D754,594 S *	4/2016	Jacobs	D12/601
D778,811 S *	2/2017	Chen	D12/601
D812,551 S *	3/2018	Stanley	D12/601
D816,021 S *	4/2018	Hiser	B60C 11/1236 D12/601

* cited by examiner

Primary Examiner — Robert M. Spear

(74) *Attorney, Agent, or Firm* — Fay Sharpe LLP

(57) **CLAIM**

The ornamental design for a tire tread, as shown and described.

DESCRIPTION

FIG. 1 is a front view of a full tire including the tire tread of the present application;

FIG. 2 is a perspective view thereof;

FIG. 3 is a side view thereof;

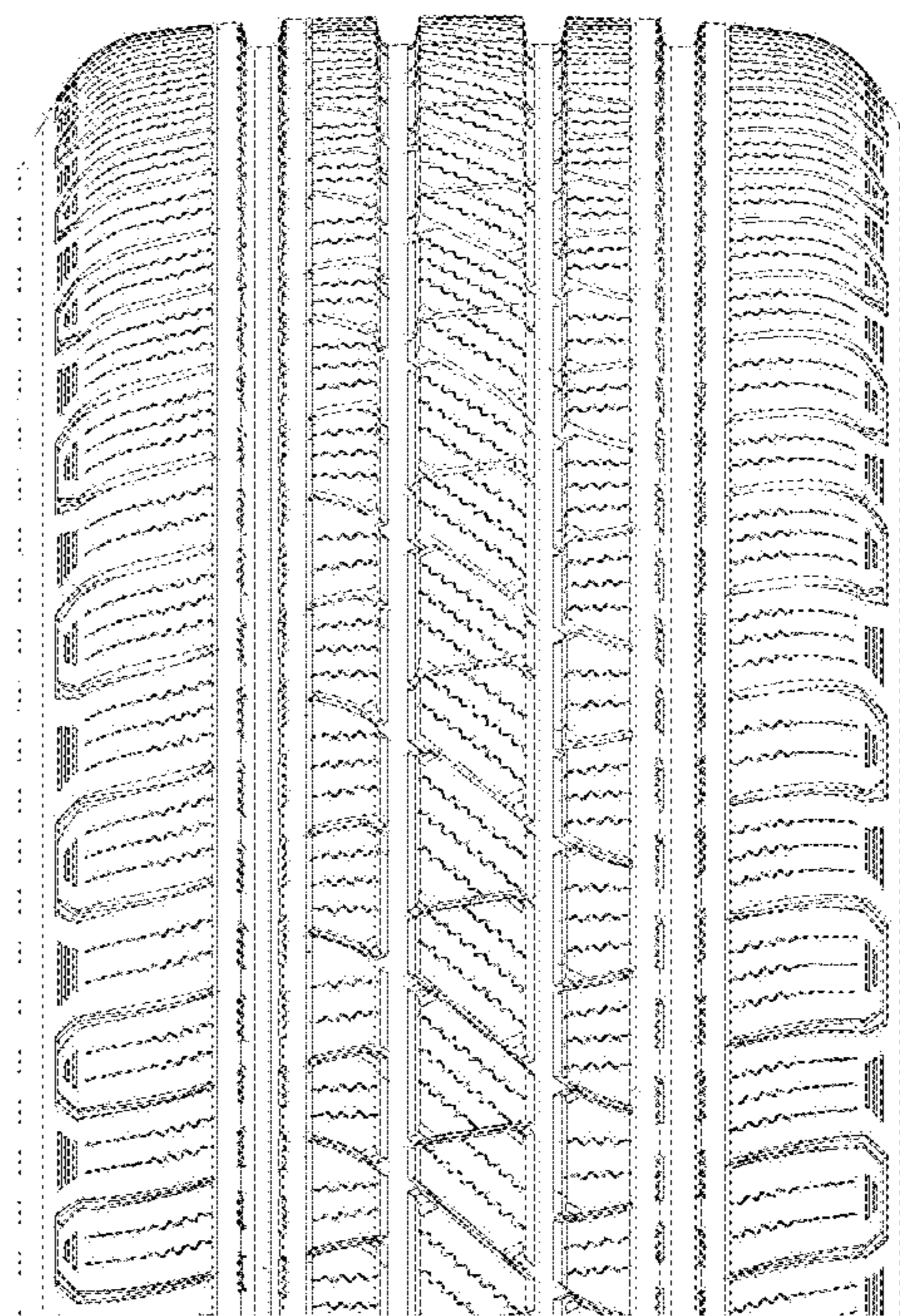
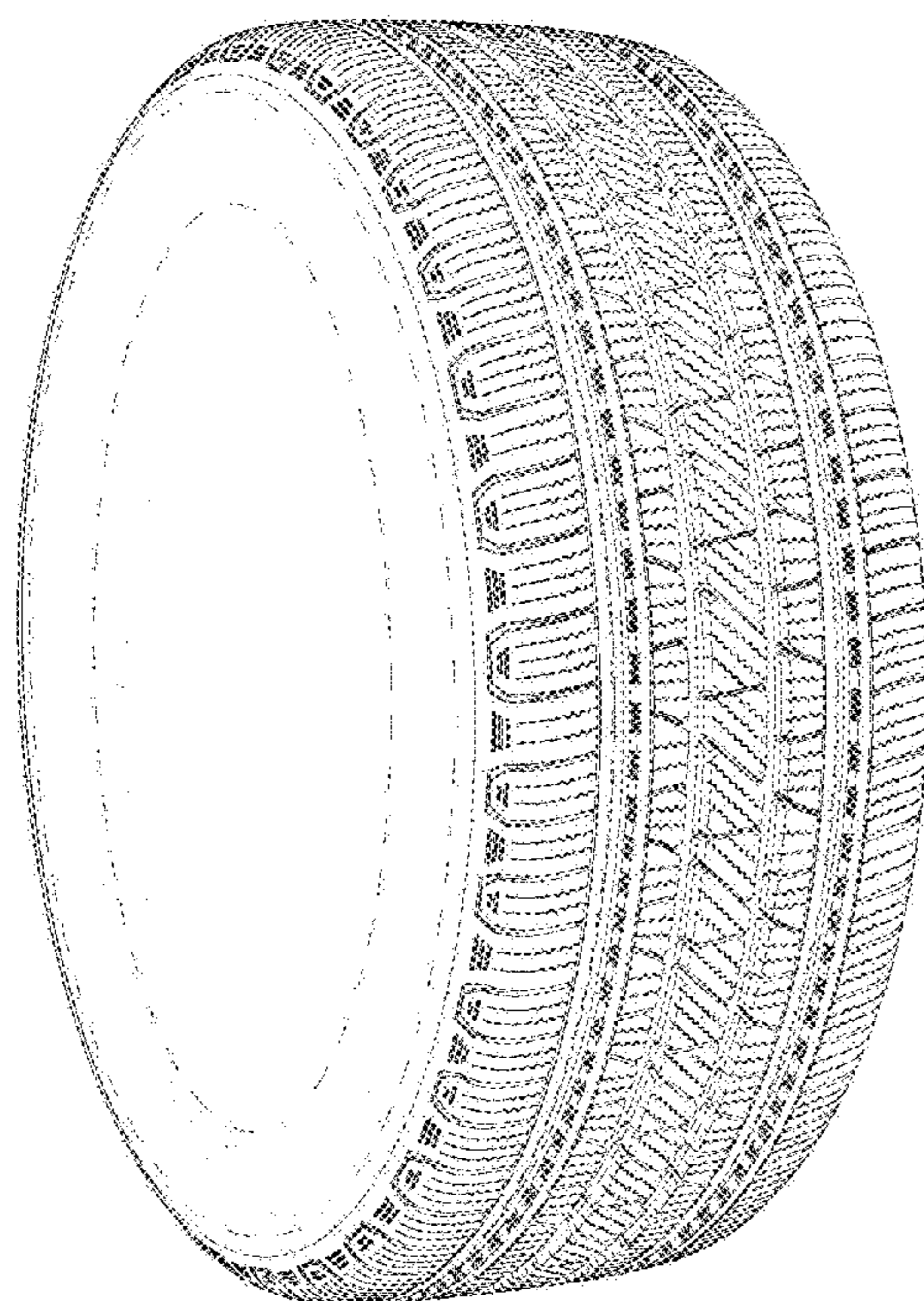
FIG. 4 is an enlarged, partial front view thereof;

FIG. 5 is an enlarged, perspective view thereof; and,

FIG. 6 is an enlarged side view thereof.

The broken lines and the region therebetween defining the inner bead and the sidewall depict subject matter that forms no part of the claimed tire tread design, and are included for the purpose of illustrating the full tire. Likewise, the tire interior forms no part of the claim. The tread pattern is understood to repeat throughout the circumference of the tire. The other side view is identical to the illustrated side view.

1 Claim, 6 Drawing Sheets



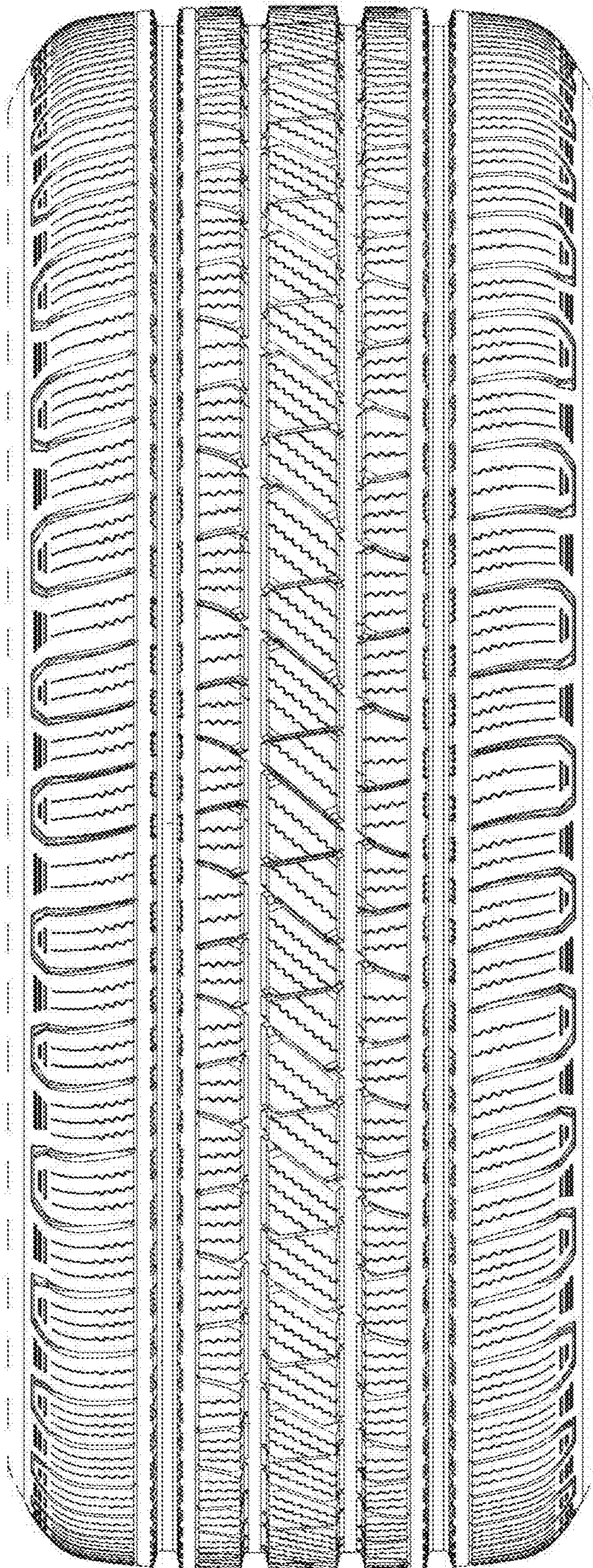


FIG. 1

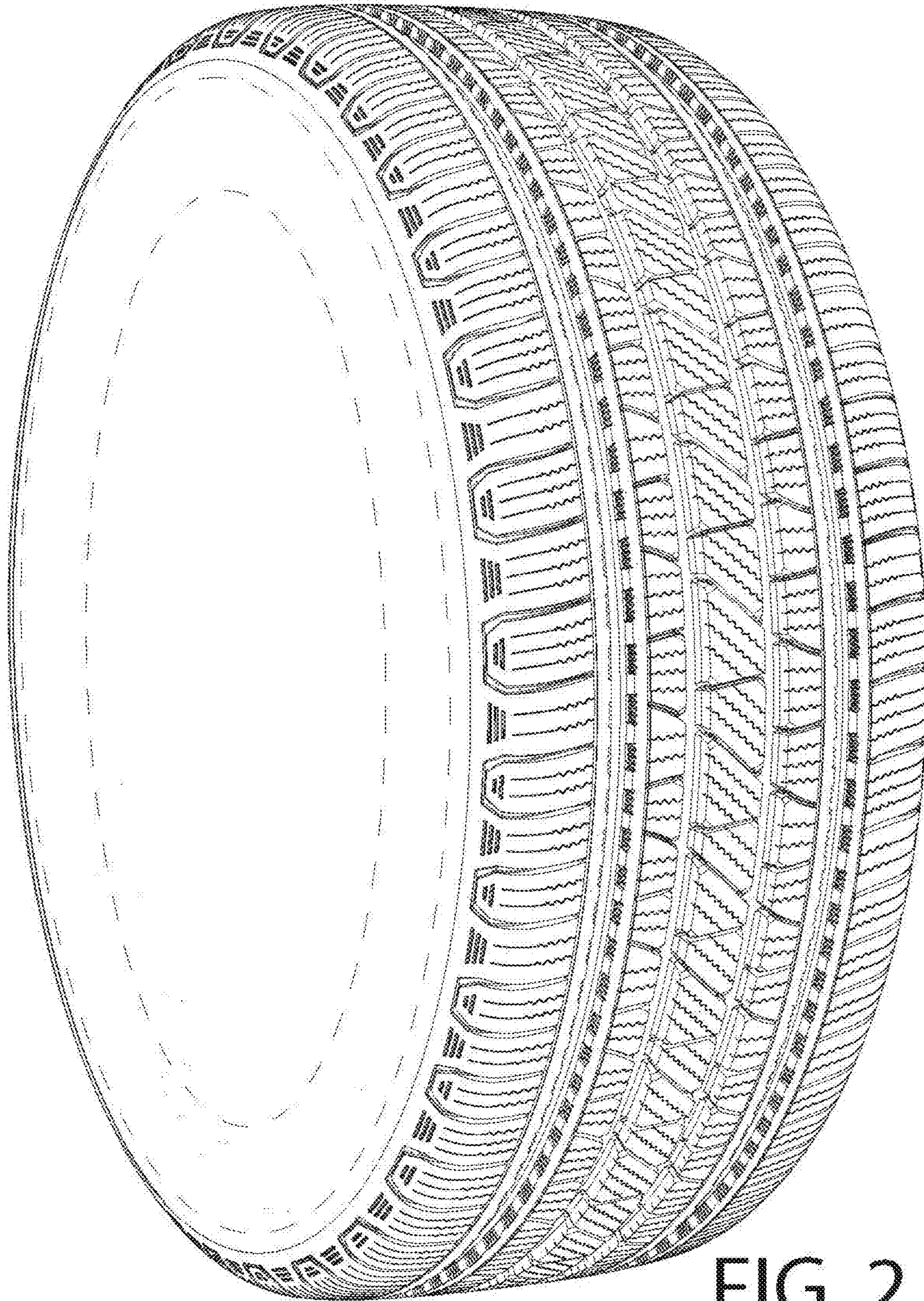


FIG. 2




FIG. 3




FIG. 4

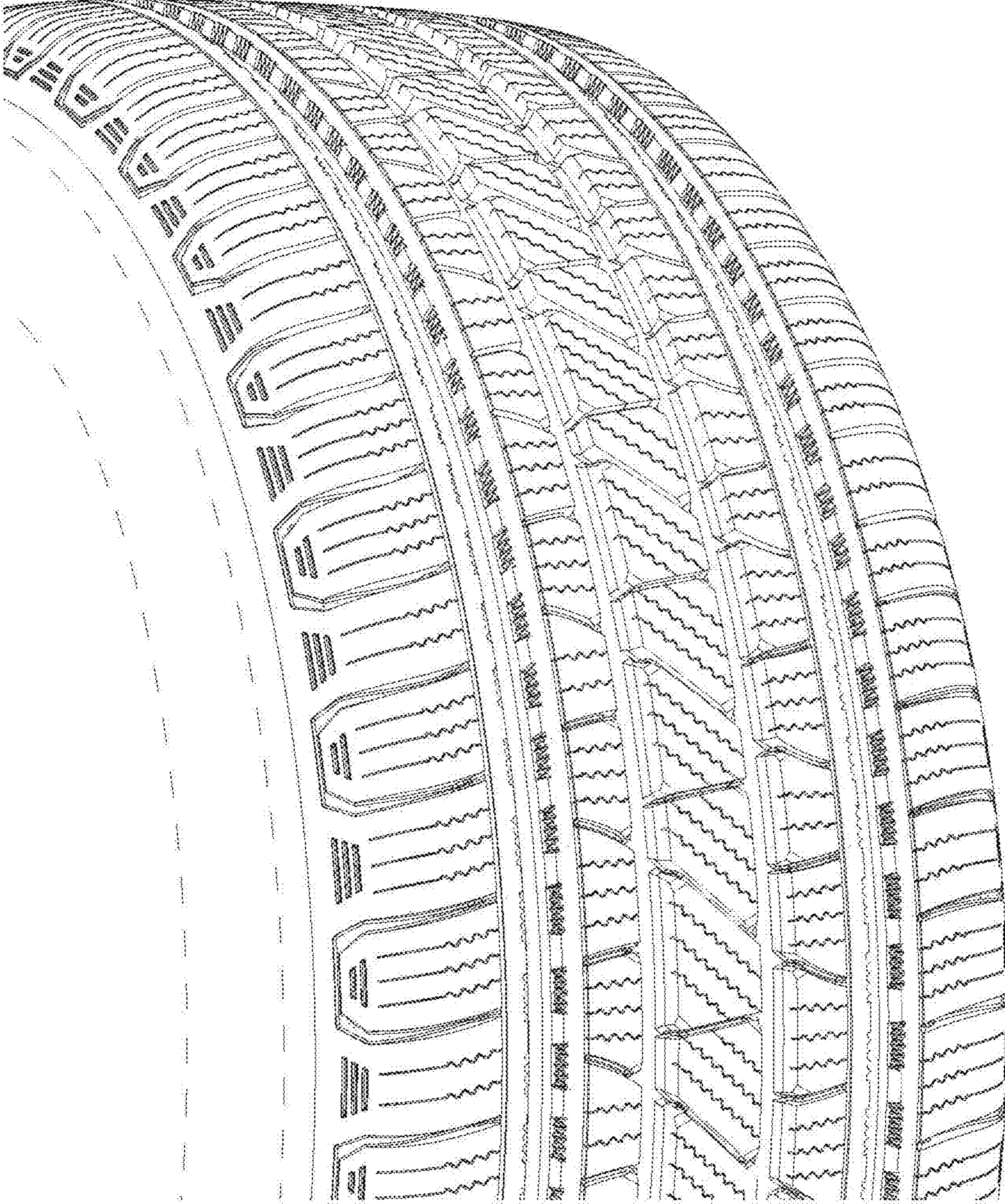


FIG. 5




FIG. 6