



US00D851011S

(12) **United States Design Patent**
Waldron

(10) **Patent No.:** **US D851,011 S**
(45) **Date of Patent:** **** Jun. 11, 2019**

(54) **VEHICLE WHEEL, TOY VEHICLE WHEEL,
AND/OR REPLICAS THEREOF**

(71) Applicant: **Bayerische Motoren Werke
Aktiengesellschaft, Munich (DE)**

(72) Inventor: **Michael Dominic Waldron, West Hills,
CA (US)**

(73) Assignee: **Bayerische Motoren Werke
Aktiengesellschaft, Munich (DE)**

(**) Term: **15 Years**

(21) Appl. No.: **29/635,622**

(22) Filed: **Feb. 1, 2018**

(30) **Foreign Application Priority Data**

Aug. 10, 2017 (DE) 40 2017 100 899

(51) **LOC (11) Cl.** **12-16**

(52) **U.S. Cl.**
USPC **D12/209**

(58) **Field of Classification Search**
USPC D12/204–213; D21/533, 561, 563
CPC B60B 7/00; B60B 7/02; B60B 7/04; B60B
7/06; B60B 3/02; B60B 3/04; B60B 3/06;
B60B 3/10; B60B 1/00; B60B 1/08;
B60B 1/10; B60B 1/12
See application file for complete search history.

(56) **References Cited**

U.S. PATENT DOCUMENTS

D504,100 S 4/2005 Pollmann
D619,950 S * 7/2010 Antoniadis D12/209
D625,235 S 10/2010 Nissl
D667,769 S 9/2012 Pollmann
D734,238 S 7/2015 Baum
D749,487 S * 2/2016 Mahoney D12/211

D753,572 S * 4/2016 Juergens D12/211
D769,166 S * 10/2016 Juergens D12/211
D788,011 S 5/2017 Mielke
D792,314 S 7/2017 Gardaysky
D801,902 S * 11/2017 Pena D12/211
D815,004 S * 4/2018 Smith D12/209
D821,283 S * 6/2018 Juergens D12/209
D821,952 S * 7/2018 Khachatryan D12/209
D830,940 S * 10/2018 Peat D12/211

(Continued)

FOREIGN PATENT DOCUMENTS

EM 000106513-0005 12/2004
EM 001598277-0010 1/2010
EM 001867169-0005 6/2013

Primary Examiner — Sheryl Lane

Assistant Examiner — Calvin E Vansant

(74) *Attorney, Agent, or Firm* — Crowell & Moring LLP

(57) **CLAIM**



The ornamental design for a vehicle wheel, toy vehicle wheel, and/or replicas thereof, as shown and described.

DESCRIPTION

This application contains subject matter related to the following co-pending U.S. design patent application: Application Ser. No. 29/568,051 filed Jun. 15, 2016 and entitled “Vehicle Wheel.”

FIG. 1 is a perspective view of a vehicle wheel, toy vehicle wheel, and/or replicas thereof according to the design; FIG. 2 is an additional perspective view thereof; FIG. 3 is an additional perspective view thereof; FIG. 4 is a front view thereof; FIG. 5 is a rear view thereof; and, FIG. 6 is a side view thereof. FIG. 5 is shown in low-contrast rendering to depict environmental subject matter and forms no part of the claim.

1 Claim, 6 Drawing Sheets



(56)

References Cited

U.S. PATENT DOCUMENTS

D834,488 S * 11/2018 Smith D12/209
D836,526 S * 12/2018 Skelley D12/211

* cited by examiner




Fig. 1




Fig. 2



Fig. 3




Fig. 4




Fig. 5




Fig. 6