



US00D851010S

(12) **United States Design Patent**  
**Sze**

(10) **Patent No.:** **US D851,010 S**  
(45) **Date of Patent:** **\*\* Jun. 11, 2019**

(54) **VEHICLE WHEEL, TOY VEHICLE WHEEL,  
AND/OR REPLICAS THEREOF**

(71) Applicant: **Bayerische Motoren Werke  
Aktiengesellschaft, Munich (DE)**

(72) Inventor: **Harry Ho-Lim Sze, Chino Hills, CA  
(US)**

(73) Assignee: **Bayerische Motoren Werke  
Aktiengesellschaft, Munich (DE)**

(\*\*) Term: **15 Years**

(21) Appl. No.: **29/635,621**

(22) Filed: **Feb. 1, 2018**

(30) **Foreign Application Priority Data**

Aug. 10, 2017 (DE) ..... 40 2017 100 899

(51) **LOC (11) Cl.** ..... **12-16**

(52) **U.S. Cl.**  
USPC ..... **D12/209**

(58) **Field of Classification Search**  
USPC ..... D12/204–213; D21/533, 561, 563  
CPC .... B60B 7/00; B60B 7/02; B60B 7/04; B60B  
7/06; B60B 3/02; B60B 3/04; B60B 3/06;  
B60B 3/10; B60B 1/00; B60B 1/08;  
B60B 1/10; B60B 1/12  
See application file for complete search history.

(56) **References Cited**

**U.S. PATENT DOCUMENTS**

D581,851 S \* 12/2008 Scheu ..... D12/211  
D598,834 S 8/2009 Juergens et al.  
D658,101 S \* 4/2012 Nissl ..... D12/209  
D660,217 S \* 5/2012 Nissl ..... D12/209  
D663,668 S 7/2012 Pollmann  
D667,768 S \* 9/2012 Elmitt ..... D12/209

D671,473 S 11/2012 Zurian  
D697,003 S \* 1/2014 Baum ..... D12/209  
D697,008 S \* 1/2014 Juergens ..... D12/209  
D758,943 S 6/2016 Elmitt  
D770,960 S \* 11/2016 Svensson ..... D12/211  
D775,575 S 1/2017 Kippes  
D784,892 S 4/2017 Groth  
D788,676 S 6/2017 Payne  
D792,314 S \* 7/2017 Gardavsky ..... D12/211  
D792,315 S \* 7/2017 Mielke ..... D12/211  
D800,627 S \* 10/2017 Mielke ..... D12/209  
D800,632 S \* 10/2017 Gonser ..... D12/211  
D805,990 S \* 12/2017 Mizutani ..... D12/209  
D821,952 S \* 7/2018 Khachatryan ..... D12/209

(Continued)

**FOREIGN PATENT DOCUMENTS**

EM 000735758-0004 7/2007  
EM 001744640-0003 11/2011  
EM 002015602-0004 8/2013

*Primary Examiner* — Sheryl Lane

*Assistant Examiner* — Calvin E Vansant

(74) *Attorney, Agent, or Firm* — Crowell & Moring LLP



(57) **CLAIM**

The ornamental design for a vehicle wheel, toy vehicle wheel, and/or replicas thereof, as shown and described.

**DESCRIPTION**

FIG. 1 is a perspective view of a vehicle wheel, toy vehicle wheel, and/or replicas thereof according to the design; FIG. 2 is an additional perspective view thereof; FIG. 3 is an additional perspective view thereof; FIG. 4 is a front view thereof; FIG. 5 is a rear view thereof; and, FIG. 6 is a side view thereof. FIG. 5 is shown in low-contrast rendering to depict environmental subject matter and forms no part of the claim.

**1 Claim, 6 Drawing Sheets**



(56)

**References Cited**

U.S. PATENT DOCUMENTS

D823,223 S \* 7/2018 Sempek ..... D12/211  
D824,310 S \* 7/2018 Chung ..... D12/209

\* cited by examiner



Fig. 1



Fig. 2



Fig. 3



Fig. 4



Fig. 5




Fig. 6