



US00D851009S

(12) **United States Design Patent**  
**Waldron**

(10) **Patent No.:** **US D851,009 S**  
(45) **Date of Patent:** **\*\* Jun. 11, 2019**

(54) **VEHICLE WHEEL, TOY VEHICLE WHEEL,  
AND/OR REPLICAS THEREOF**

(71) Applicant: **Bayerische Motoren Werke  
Aktiengesellschaft, Munich (DE)**

(72) Inventor: **Michael Dominic Waldron, West Hills,  
CA (US)**

(73) Assignee: **Bayerische Motoren Werke  
Aktiengesellschaft, Munich (DE)**

(\*\*) Term: **15 Years**

(21) Appl. No.: **29/635,620**

(22) Filed: **Feb. 1, 2018**

(30) **Foreign Application Priority Data**

Aug. 10, 2017 (DE) ..... 40 2017 100 899

(51) **LOC (11) Cl.** ..... **12-16**

(52) **U.S. Cl.**  
USPC ..... **D12/209**

(58) **Field of Classification Search**  
USPC ..... D12/204–213; D21/533, 561, 563  
CPC .... B60B 7/00; B60B 7/02; B60B 7/04; B60B  
7/06; B60B 3/02; B60B 3/04; B60B 3/06;  
B60B 3/10; B60B 1/00; B60B 1/08;  
B60B 1/10; B60B 1/12  
See application file for complete search history.

(56) **References Cited**

**U.S. PATENT DOCUMENTS**

D620,870 S 8/2010 Powell  
D686,131 S 7/2013 Nissl  
D693,284 S \* 11/2013 Chen ..... D12/211  
D727,826 S \* 4/2015 Chung ..... D12/211  
D746,755 S 1/2016 Mielke et al.

D747,248 S 1/2016 Amezketa  
D754,052 S 4/2016 Juergens et al.  
D764,371 S \* 8/2016 Zhao ..... D12/211  
D769,166 S 10/2016 Juergens et al.  
D775,575 S \* 1/2017 Kippes ..... D12/209  
D784,892 S 4/2017 Groth  
D784,894 S 4/2017 Gardaysky  
D790,429 S \* 6/2017 Juergens ..... D12/211  
D792,314 S 7/2017 Gardaysky  
D792,316 S 7/2017 Groth  
D796,407 S \* 9/2017 Krause ..... D12/209  
D800,631 S \* 10/2017 Krause ..... D12/211  
D800,632 S \* 10/2017 Gonser ..... D12/211

(Continued)

**FOREIGN PATENT DOCUMENTS**

EM 000255609-0001 2/2005  
EM 001621541-0003 8/2010

(Continued)

*Primary Examiner* — Sheryl Lane

*Assistant Examiner* — Calvin E Vansant

(74) *Attorney, Agent, or Firm* — Crowell & Moring LLP


(57) **CLAIM**

The ornamental design for a vehicle wheel, toy vehicle wheel, and/or replicas thereof, as shown and described.

**DESCRIPTION**

FIG. 1 is a perspective view of a vehicle wheel, toy vehicle wheel, and/or replicas thereof according to the design; FIG. 2 is an additional perspective view thereof; FIG. 3 is an additional perspective view thereof; FIG. 4 is a front view thereof; FIG. 5 is a rear view thereof; and, FIG. 6 is a side view thereof. FIG. 5 is shown in low-contrast rendering to depict environmental subject matter and forms no part of the claim.

**1 Claim, 6 Drawing Sheets**



(56)

**References Cited**

U.S. PATENT DOCUMENTS

D821,283 S \* 6/2018 Juergens ..... D12/209  
D832,181 S \* 10/2018 Setter ..... D12/211

FOREIGN PATENT DOCUMENTS

EM 001636978-0018 11/2010  
EM 002156554-0009 12/2014

\* cited by examiner





Fig. 1





Fig. 2





Fig. 3





Fig. 4




Fig. 5






Fig. 6