



US00D851008S

(12) **United States Design Patent**
Fischer

(10) **Patent No.:** **US D851,008 S**
(45) **Date of Patent:** **** Jun. 11, 2019**

(54) **VEHICLE WHEEL, TOY VEHICLE WHEEL,
AND/OR REPLICAS THEREOF**

(71) Applicant: **Bayerische Motoren Werke
Aktiengesellschaft, Munich (DE)**

(72) Inventor: **Peter Fischer, Fraunberg (DE)**

(73) Assignee: **Bayerische Motoren Werke
Aktiengesellschaft, Munich (DE)**

(**) Term: **15 Years**

(21) Appl. No.: **29/635,616**

(22) Filed: **Feb. 1, 2018**

(30) **Foreign Application Priority Data**

Aug. 10, 2017 (DE) 40 2017 100 899

(51) **LOC (11) Cl.** **12-16**

(52) **U.S. Cl.**
USPC **D12/209**

(58) **Field of Classification Search**

USPC D12/204–213; D21/533, 561, 563
CPC B60B 7/00; B60B 7/02; B60B 7/04; B60B
7/06; B60B 3/02; B60B 3/04; B60B 3/06;
B60B 3/10; B60B 1/00; B60B 1/08;
B60B 1/10; B60B 1/12

See application file for complete search history.

(56) **References Cited**

U.S. PATENT DOCUMENTS

D478,307 S * 8/2003 Maifrini D12/211
D581,851 S * 12/2008 Scheu D12/211

D746,755 S 1/2016 Mielke et al.
D753,572 S * 4/2016 Juergens D12/211
D762,155 S * 7/2016 Juergens D12/211
D778,801 S * 2/2017 Bucher D12/211
D784,892 S 4/2017 Groth
D793,939 S * 8/2017 Hans D12/211
D801,902 S * 11/2017 Pena D12/211
D801,905 S * 11/2017 Rueckheim D12/211
D805,990 S * 12/2017 Mizutani D12/209
D821,283 S * 6/2018 Juergens D12/209
D823,222 S * 7/2018 Chung D12/211
D824,310 S * 7/2018 Chung D12/209
D826,128 S * 8/2018 Groth D12/209
D830,940 S * 10/2018 Peat D12/211

* cited by examiner

Primary Examiner — Sheryl Lane

Assistant Examiner — Calvin E Vansant

(74) *Attorney, Agent, or Firm* — Crowell & Moring LLP

(57) **CLAIM**

The ornamental design for a vehicle wheel, toy vehicle wheel, and/or replicas thereof, as shown and described.

DESCRIPTION

FIG. 1 is a perspective view of a vehicle wheel, toy vehicle wheel, and/or replicas thereof according to the design; FIG. 2 is an additional perspective view thereof; FIG. 3 is an additional perspective view thereof; FIG. 4 is a front view thereof; FIG. 5 is a rear view thereof; and, FIG. 6 is a side view thereof. FIG. 5 is shown in low-contrast rendering to depict environmental subject matter and forms no part of the claim.

1 Claim, 6 Drawing Sheets






Fig. 1



Fig. 2



Fig. 3



Fig. 4




Fig. 5




Fig. 6