



US00D851001S

(12) **United States Design Patent**  
**Guo**

(10) **Patent No.:** **US D851,001 S**  
(45) **Date of Patent:** **\*\* Jun. 11, 2019**

(54) **WHEEL-ARCH PROTECTOR WITH CLADDING**

(71) Applicant: **Fu Guo**, Vancouver (CA)

(72) Inventor: **Fu Guo**, Vancouver (CA)

(\*\*) Term: **15 Years**

(21) Appl. No.: **29/616,687**

(22) Filed: **Sep. 7, 2017**

(51) **LOC (11) Cl.** ..... **12-16**

(52) **U.S. Cl.**  
USPC ..... **D12/184**

(58) **Field of Classification Search**  
USPC ..... D12/204–213, 184, 190, 181, 185, 96,  
D12/196

CPC .... B60B 7/00; B60B 7/02; B60B 7/04; B60B  
7/01; B60B 7/06; B60B 3/02; B60B 3/04;  
B60B 3/06; B60B 3/10; B60R 1/00;  
B60R 1/08; B60R 1/10; B60R 1/12;  
B60R 13/04

See application file for complete search history.

(56) **References Cited**

**U.S. PATENT DOCUMENTS**

D256,794 S *	9/1980	Logan	.....	D12/184
5,697,644 A *	12/1997	Logan	.....	B60R 13/04 280/848
D517,965 S *	3/2006	Metros	.....	D12/190
D591,657 S *	5/2009	Golden	.....	D12/184
D654,417 S *	2/2012	Peltola	.....	D12/196
D688,611 S *	8/2013	Liao	.....	D12/190
D688,612 S *	8/2013	Liao	.....	D12/190
D700,120 S *	2/2014	Lee	.....	D12/184
D707,164 S *	6/2014	Lee	.....	D12/184
D744,385 S *	12/2015	Harriton	.....	D12/169
D748,026 S *	1/2016	Curic	.....	D12/190

D766,149 S *	9/2016	Kim	.....	D12/184
D767,581 S *	9/2016	Fogel	.....	D14/485
D781,192 S *	3/2017	Kozub	.....	D12/181
D795,768 S *	8/2017	Platto	.....	D12/184
D805,014 S *	12/2017	Zipfel	.....	D12/184
D806,622 S *	1/2018	Granlund	.....	D12/184
D807,262 S *	1/2018	Piscitelli	.....	D12/184
D808,313 S *	1/2018	Kim	.....	D12/184
D818,406 S *	5/2018	McMahan	.....	D12/184
D820,751 S *	6/2018	Luk	.....	D12/184
D821,948 S *	7/2018	Szavits	.....	D12/196
D826,097 S *	8/2018	Ito	.....	D12/93
D828,254 S *	9/2018	Simm	.....	D12/184
D828,255 S *	9/2018	Kozub	.....	D12/184
D828,256 S *	9/2018	Zipfel	.....	D12/184

\* cited by examiner

*Primary Examiner* — Stacia A Cadmus

(57) **CLAIM**

The ornamental design of a wheel-arch protector with cladding, substantially as shown and described.

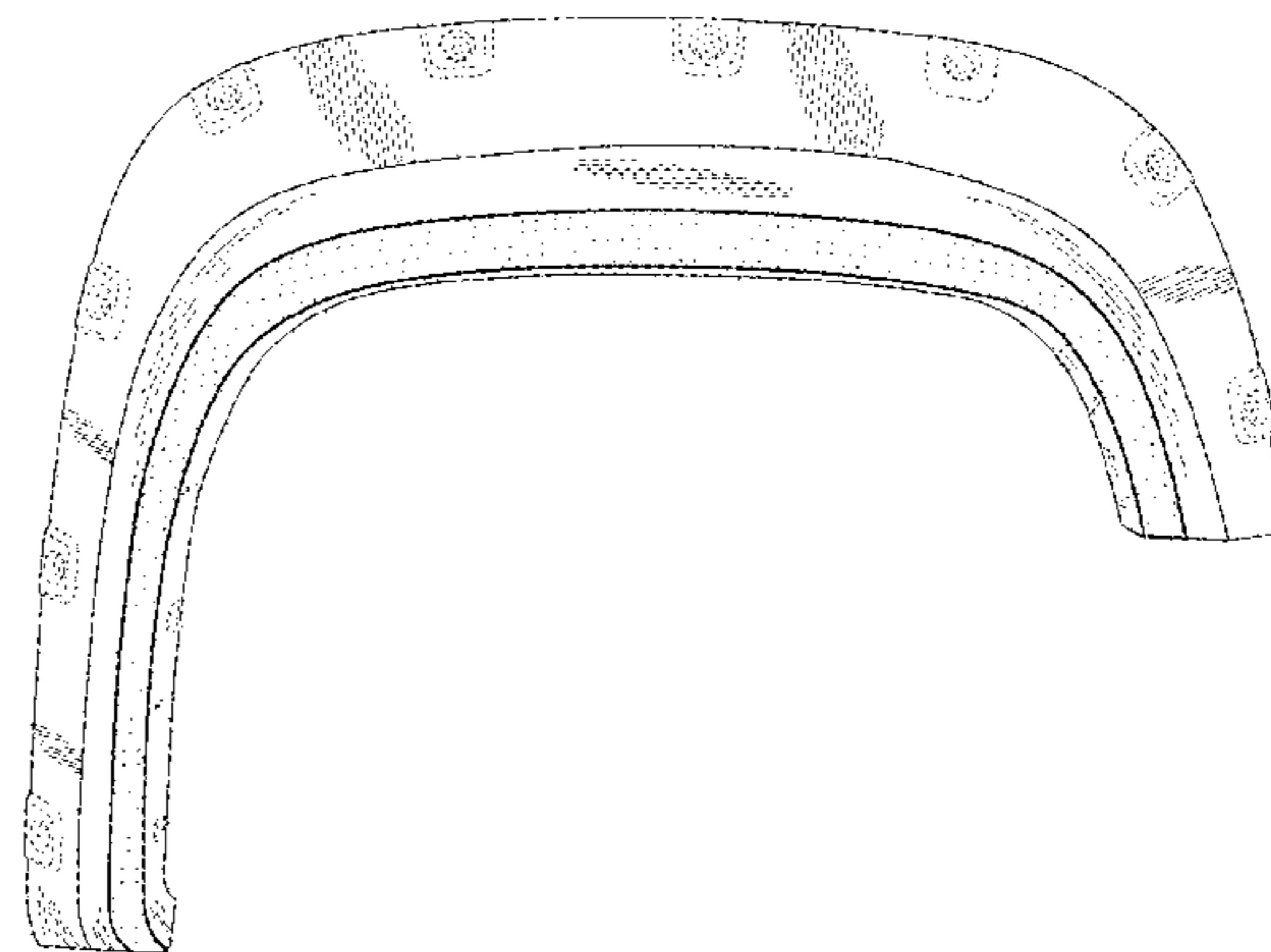
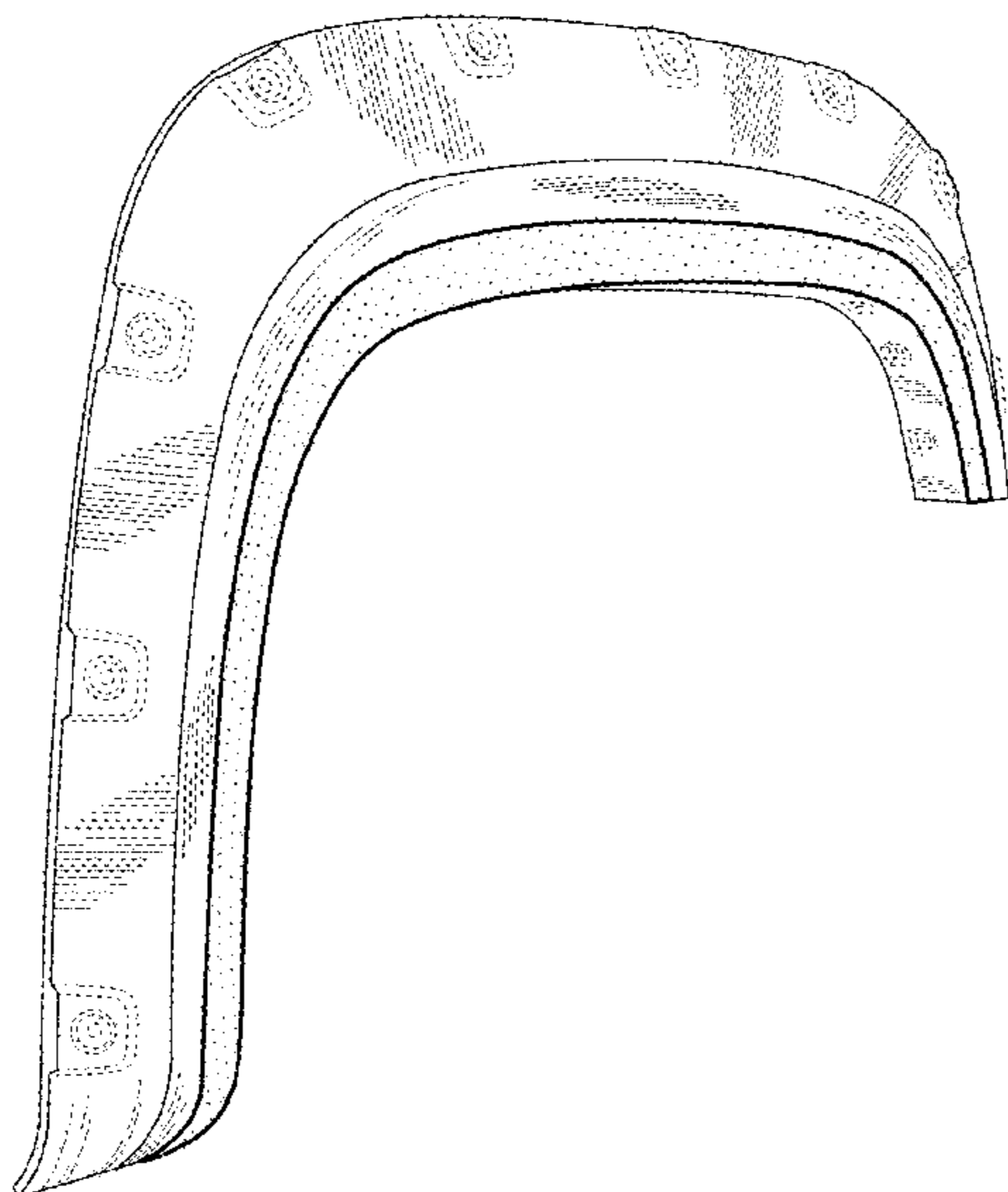
**DESCRIPTION**

FIG. 1 is a front, perspective view of a wheel-arch protector with cladding in accordance with the present invention; FIG. 2 is a front view of the design shown in FIG. 1; FIG. 3 is a rear view thereof; FIG. 4 is a rear, perspective view thereof; FIG. 5 is a left-side view thereof; FIG. 6 is a right-side view thereof; FIG. 7 is a top view thereof; and, FIG. 8 is a bottom view thereof.

One stippled area is separated from areas having line shading to show contrasting surfaces.

The features shown in broken lines are directed to environmental structure and do not form part of the claimed design.

**1 Claim, 6 Drawing Sheets**



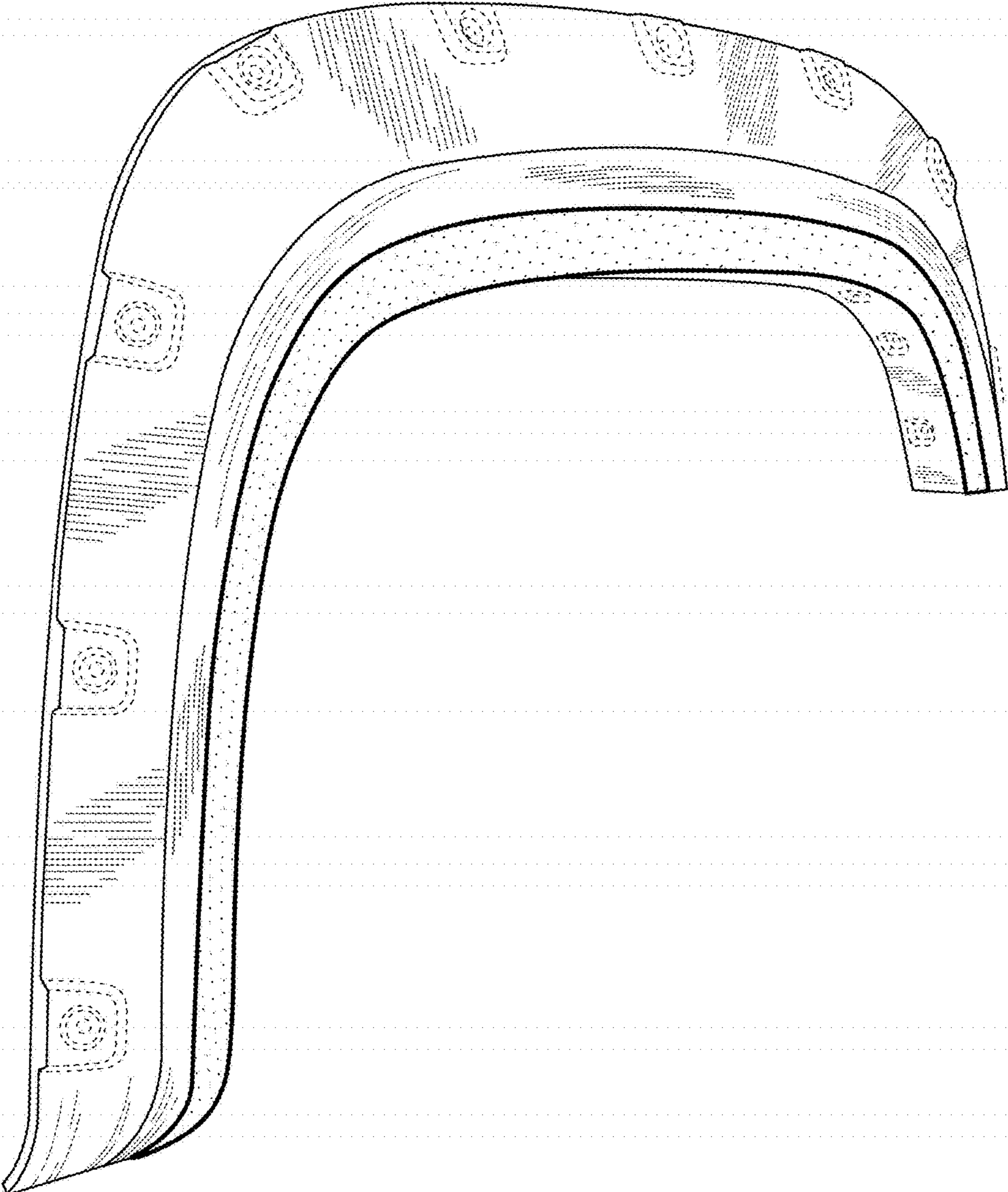


FIG. 1

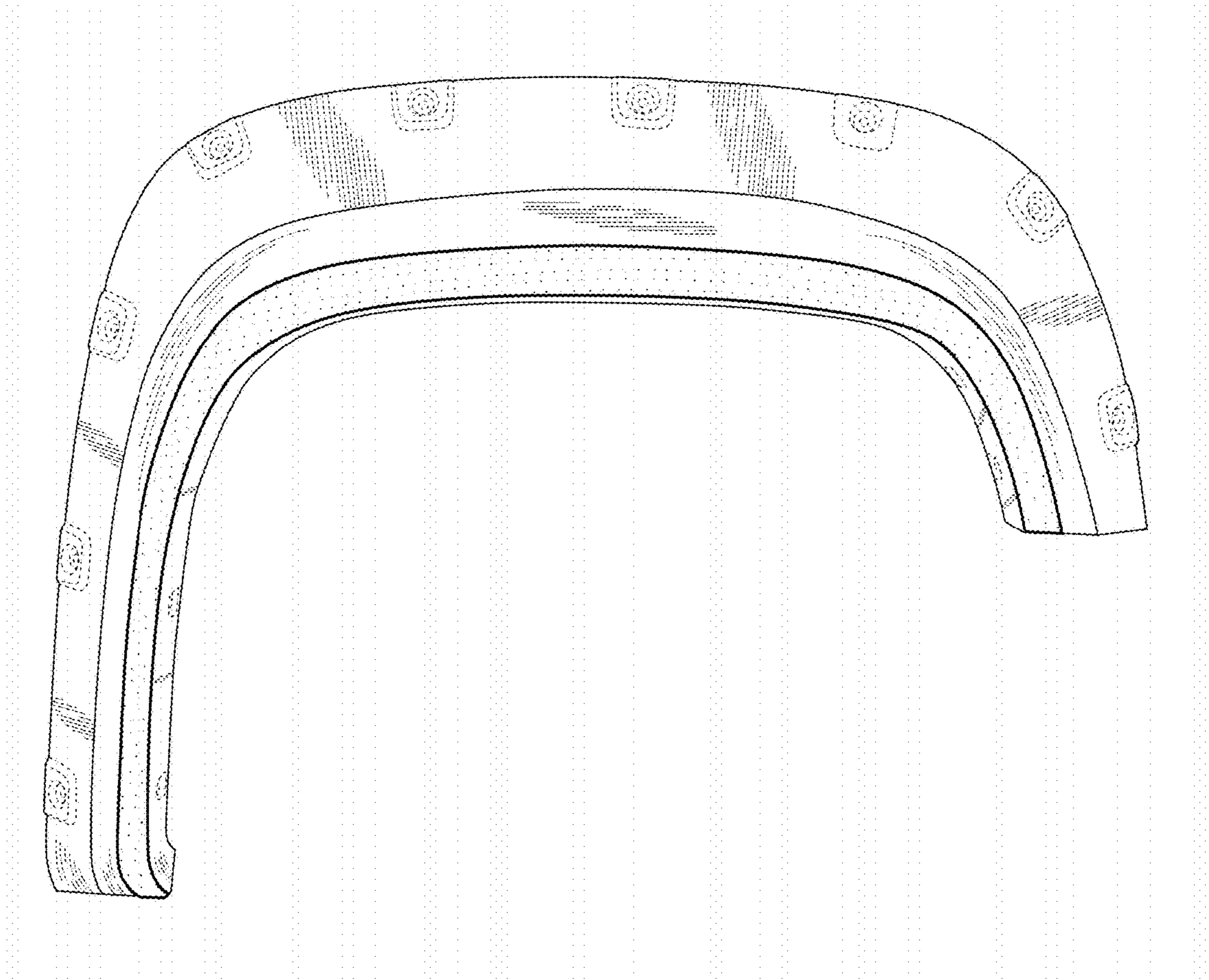


FIG. 2

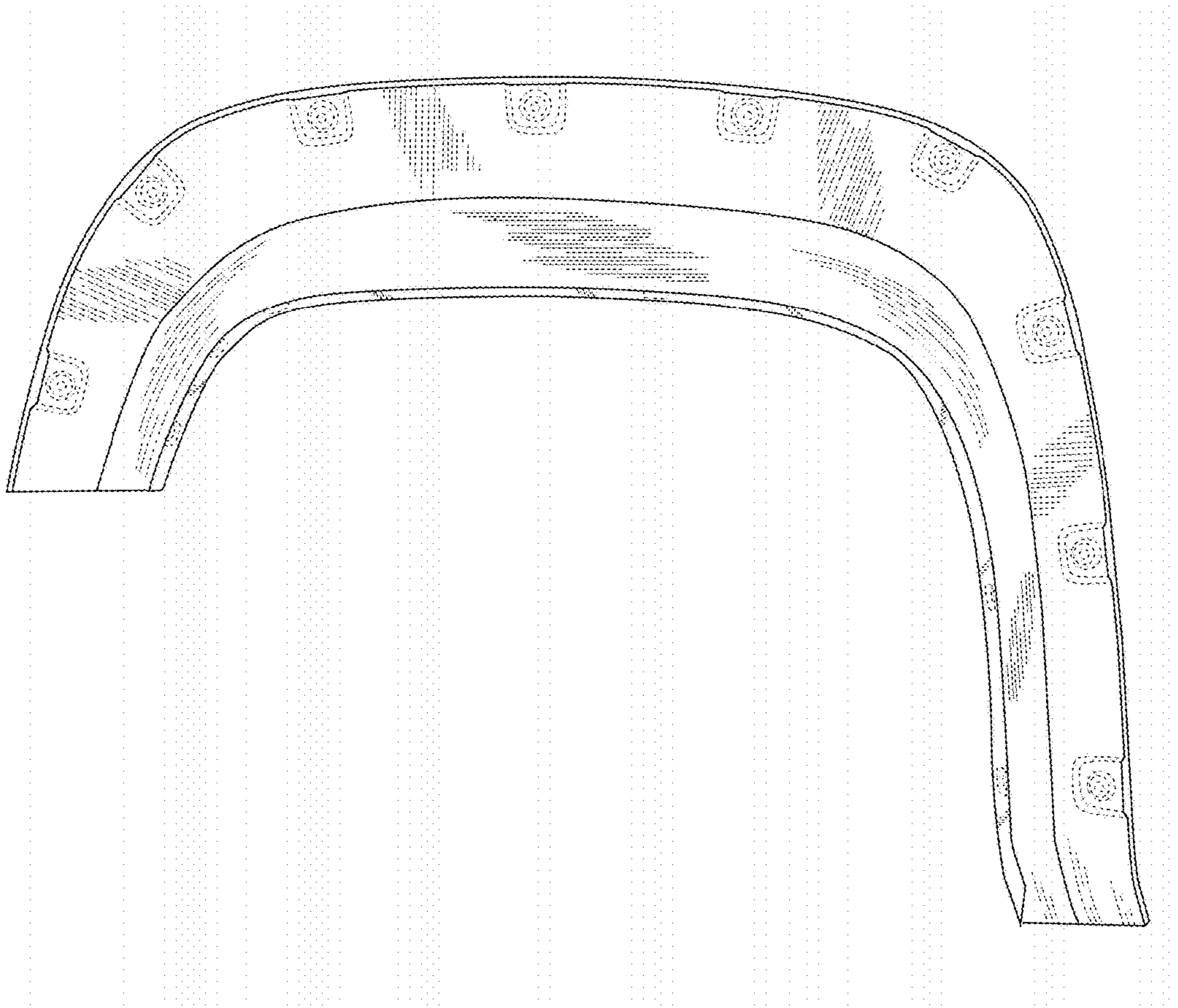


FIG. 3

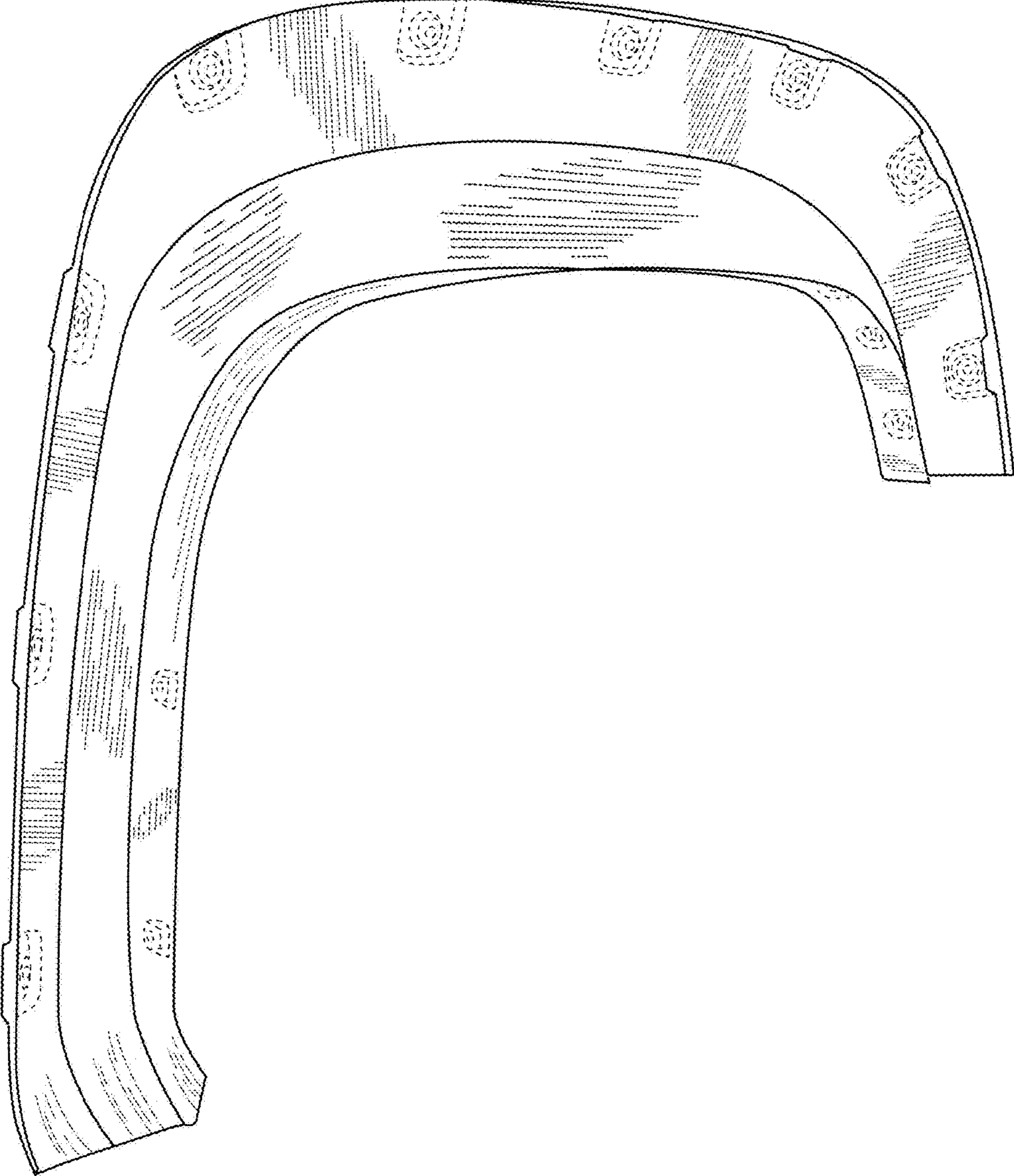


FIG. 4

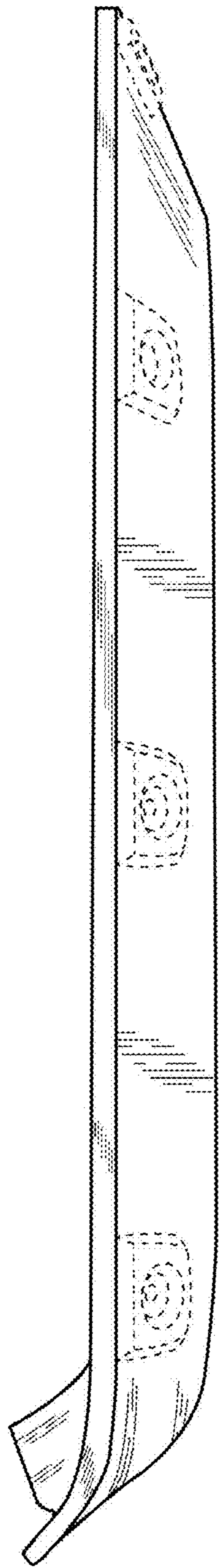


FIG. 5

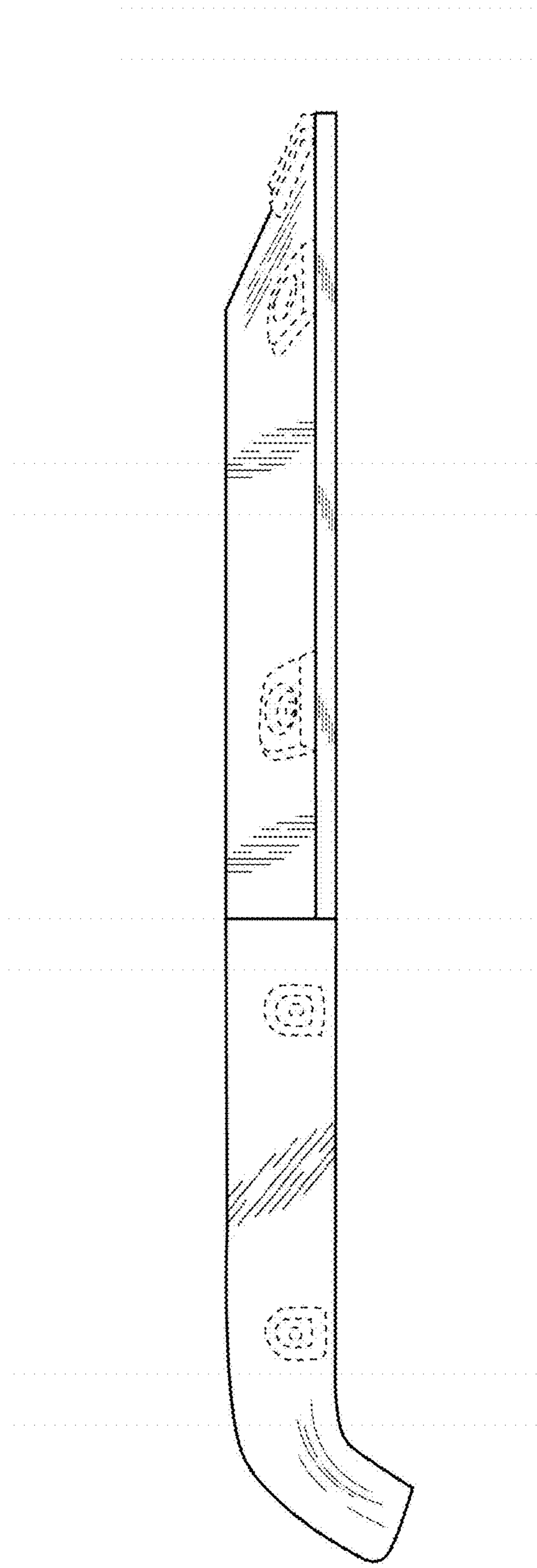


FIG. 6

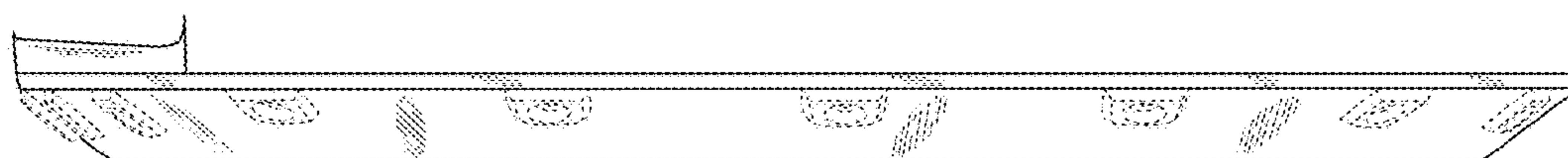


FIG. 7

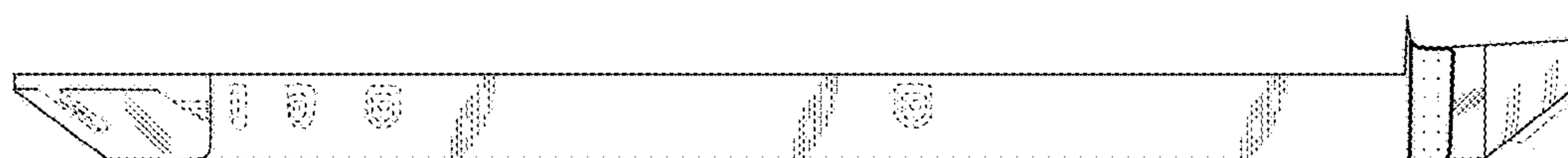


FIG. 8