



US00D850998S

(12) **United States Design Patent** (10) **Patent No.:** **US D850,998 S**
Woodhouse et al. (45) **Date of Patent:** **** Jun. 11, 2019**

(54) **VEHICLE FRONT LOWER BUMPER COVER**

(71) Applicant: **Ford Global Technologies, LLC**,
Dearborn, MI (US)
(72) Inventors: **David Woodhouse**, Troy, MI (US);
Kemal Curic, Irvine, CA (US); **Xitij**
Mistry, Ann Arbor, MI (US);
Gurminder Bhandal, Ferndale, MI
(US); **John C. Caswell**, Grosse Pointe,
MI (US)

(73) Assignee: **Ford Global Technologies, LLC**,
Dearborn, MI (US)

(**) Term: **15 Years**

(21) Appl. No.: **29/641,682**

(22) Filed: **Mar. 23, 2018**

(51) **LOC (11) Cl.** **12-16**

(52) **U.S. Cl.**
USPC **D12/169**

(58) **Field of Classification Search**
USPC D12/169, 196, 86, 90-92; 293/102, 113,
293/115, 117, 120; 296/180.1, 180.2
CPC B60R 19/02; B60R 19/04; B62D 25/08
See application file for complete search history.

(56) **References Cited**

U.S. PATENT DOCUMENTS

D668,593 S * 10/2012 Imai D12/169
D680,041 S * 4/2013 Frei D12/169

D680,478 S * 4/2013 Munakata D12/169
D683,284 S * 5/2013 Yoshida D12/169
D688,987 S * 9/2013 Hildebrand D12/163
D701,800 S * 4/2014 Campbell D12/169
D739,315 S * 9/2015 Blanski D12/169
D816,559 S * 5/2018 McMahan D12/169
D822,551 S * 7/2018 McMahan D12/169

* cited by examiner

Primary Examiner — Melody N Brown

(74) *Attorney, Agent, or Firm* — Vichit Chea

(57) **CLAIM**

The ornamental design for a vehicle front lower bumper cover, as shown and described.

DESCRIPTION

FIG. 1 is a front elevational view of a vehicle front lower bumper cover, showing our new design;
FIG. 2 is a left side elevational view thereof;
FIG. 3 is a right side elevational view thereof;
FIG. 4 is a top plan view thereof;
FIG. 5 is a bottom plan view thereof.
FIG. 6 is a bottom, front and left side perspective view thereof; and,
FIG. 7 is a top, front and left side perspective view thereof.

1 Claim, 7 Drawing Sheets



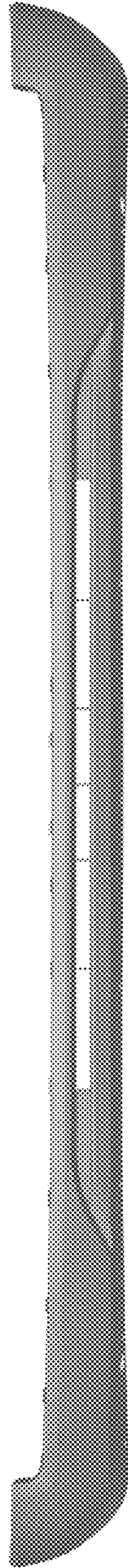


Fig. 1




Fig. 2




Fig. 3


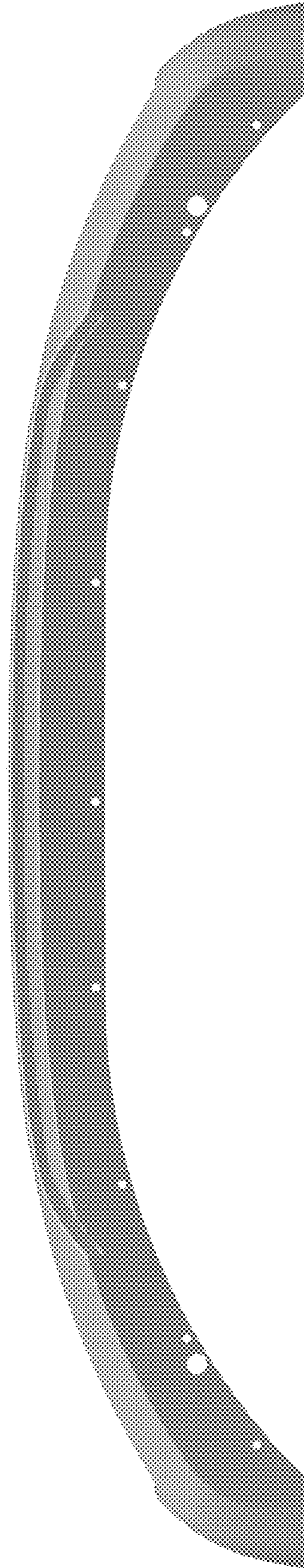


Fig. 4

Fig. 5



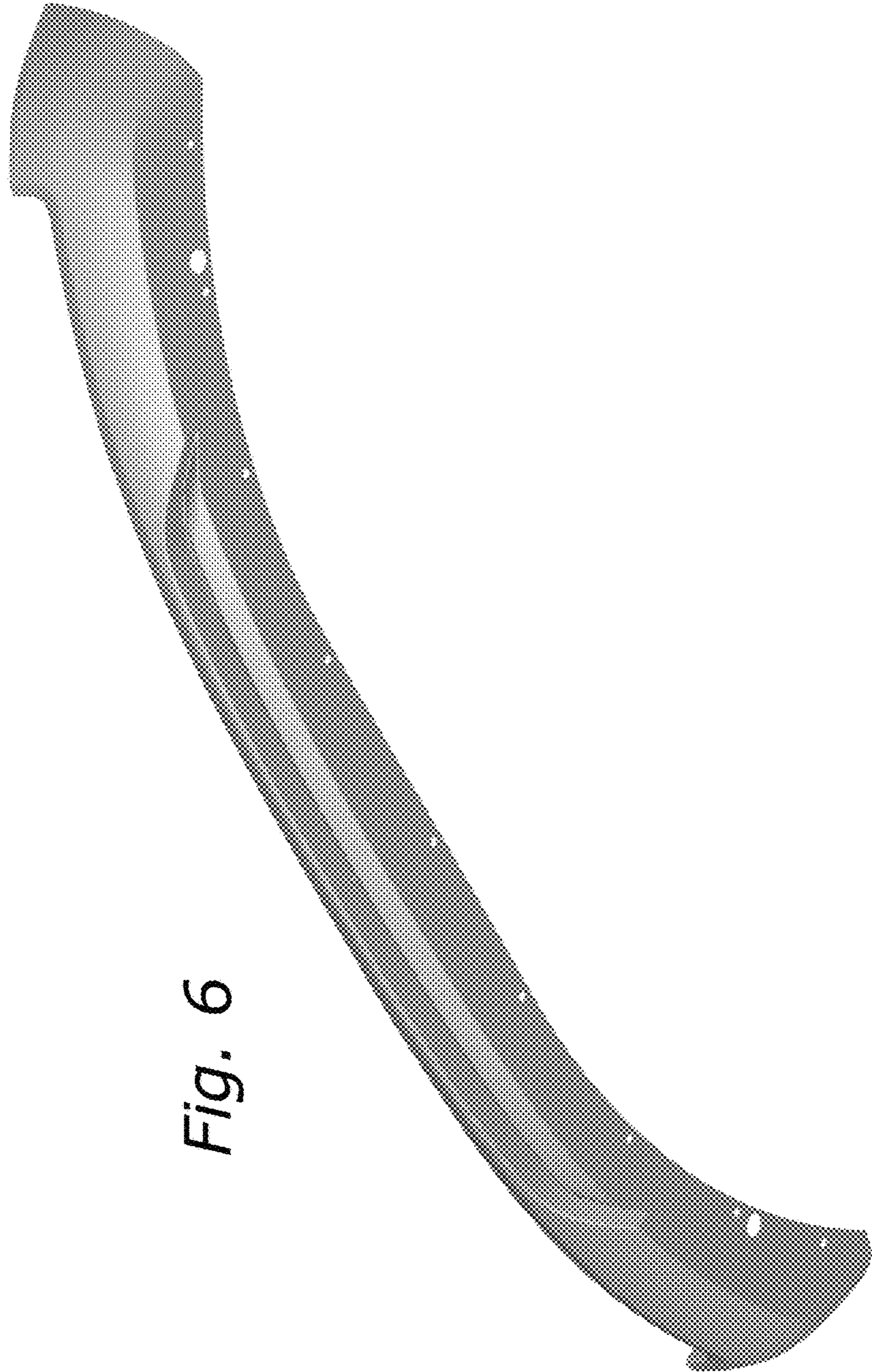


Fig. 6

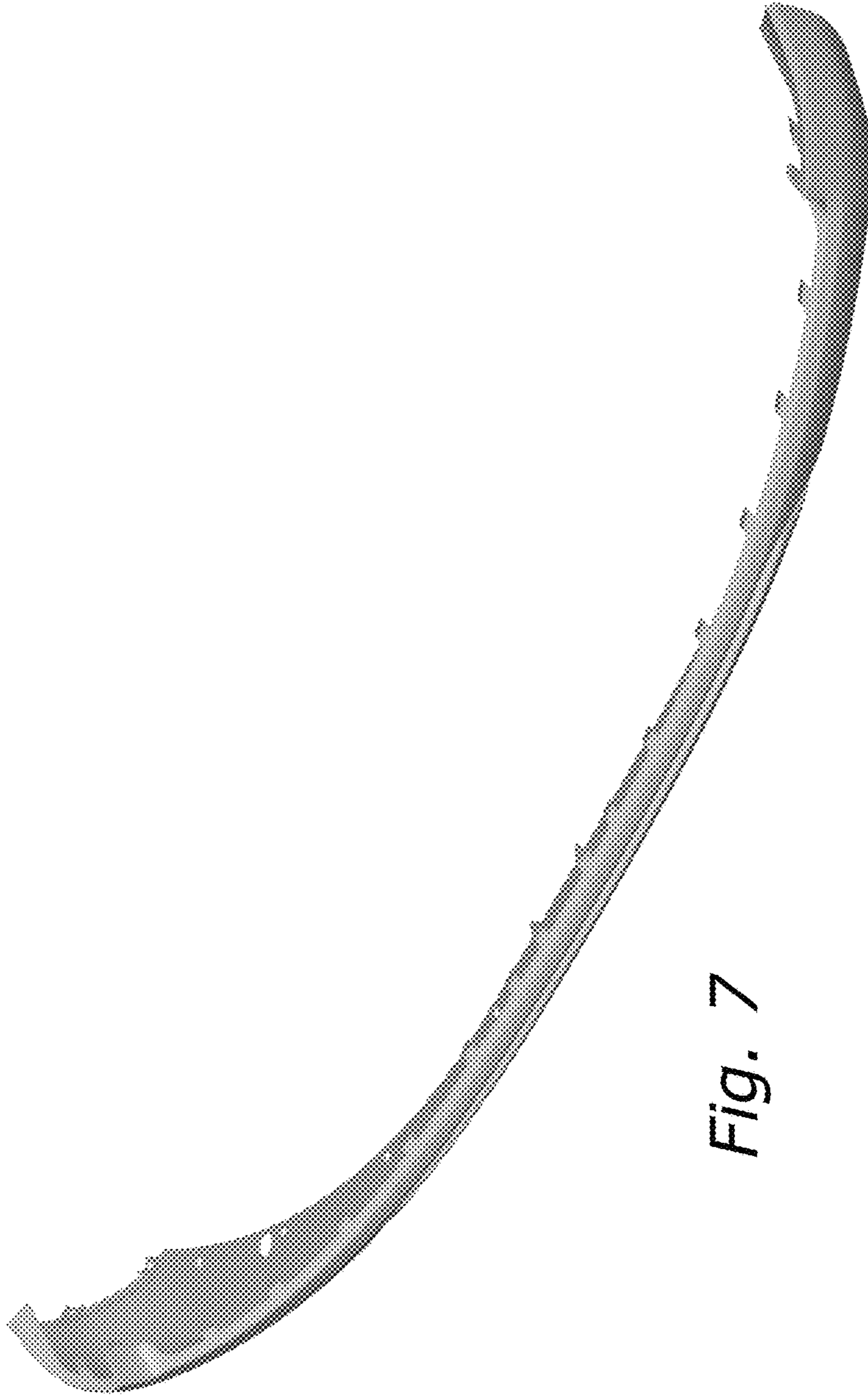


Fig. 7