



US00D850995S

(12) **United States Design Patent** (10) **Patent No.:** **US D850,995 S**  
**Dewitt et al.** (45) **Date of Patent:** **\*\* Jun. 11, 2019**

(54) **VEHICLE FRONT LOWER BUMPER COVER**

(56) **References Cited**

(71) Applicant: **Ford Global Technologies, LLC**,  
Dearborn, MI (US)

U.S. PATENT DOCUMENTS

(72) Inventors: **David Dewitt**, Docklands (AU); **Todd Willing**, East Melbourne (AU); **Max Wolff**, Birmingham, MI (US); **Pedro Guarinon**, Melbourne (AU)

D822,555 S \* 5/2018 McMahan ..... D12/169  
D822,554 S \* 7/2018 Platto et al. .... D12/169  
D822,556 S \* 7/2018 McMahan ..... D12/169

\* cited by examiner

(73) Assignee: **Ford Global Technologies, LLC**,  
Dearborn, MI (US)

*Primary Examiner* — Melody N Brown

(74) *Attorney, Agent, or Firm* — Vichit Chea

(\*\*) Term: **15 Years**

(57) **CLAIM**

The ornamental design for a vehicle front lower bumper cover, as shown and described.

(21) Appl. No.: **29/635,003**

**DESCRIPTION**

(22) Filed: **Jan. 26, 2018**

(51) **LOC (11) Cl.** ..... **12-16**

(52) **U.S. Cl.**  
USPC ..... **D12/169**

(58) **Field of Classification Search**  
USPC ..... D12/169, 196, 86, 90-92; 293/102, 113,  
293/115, 117, 120; 296/180.1, 180.2  
CPC ..... B60R 19/02; B60R 19/04; B62D 25/08  
See application file for complete search history.

FIG. 1 is a front elevational view of a vehicle front lower bumper cover, showing our new design;  
FIG. 2 is a left side elevational view thereof;  
FIG. 3 is a right side elevational view thereof;  
FIG. 4 is a top plan view thereof;  
FIG. 5 is a bottom plan view thereof;  
FIG. 6 is a bottom, front, and left side perspective view thereof; and,  
FIG. 7 is a top, front, and left side perspective view thereof.  
Any broken lines represent boundaries of the design; the line itself and the area within, or outside the boundary form no part of the claim.

**1 Claim, 7 Drawing Sheets**






Fig. 1




Fig. 2




Fig. 3





Fig. 4



Fig. 5






Fig. 6

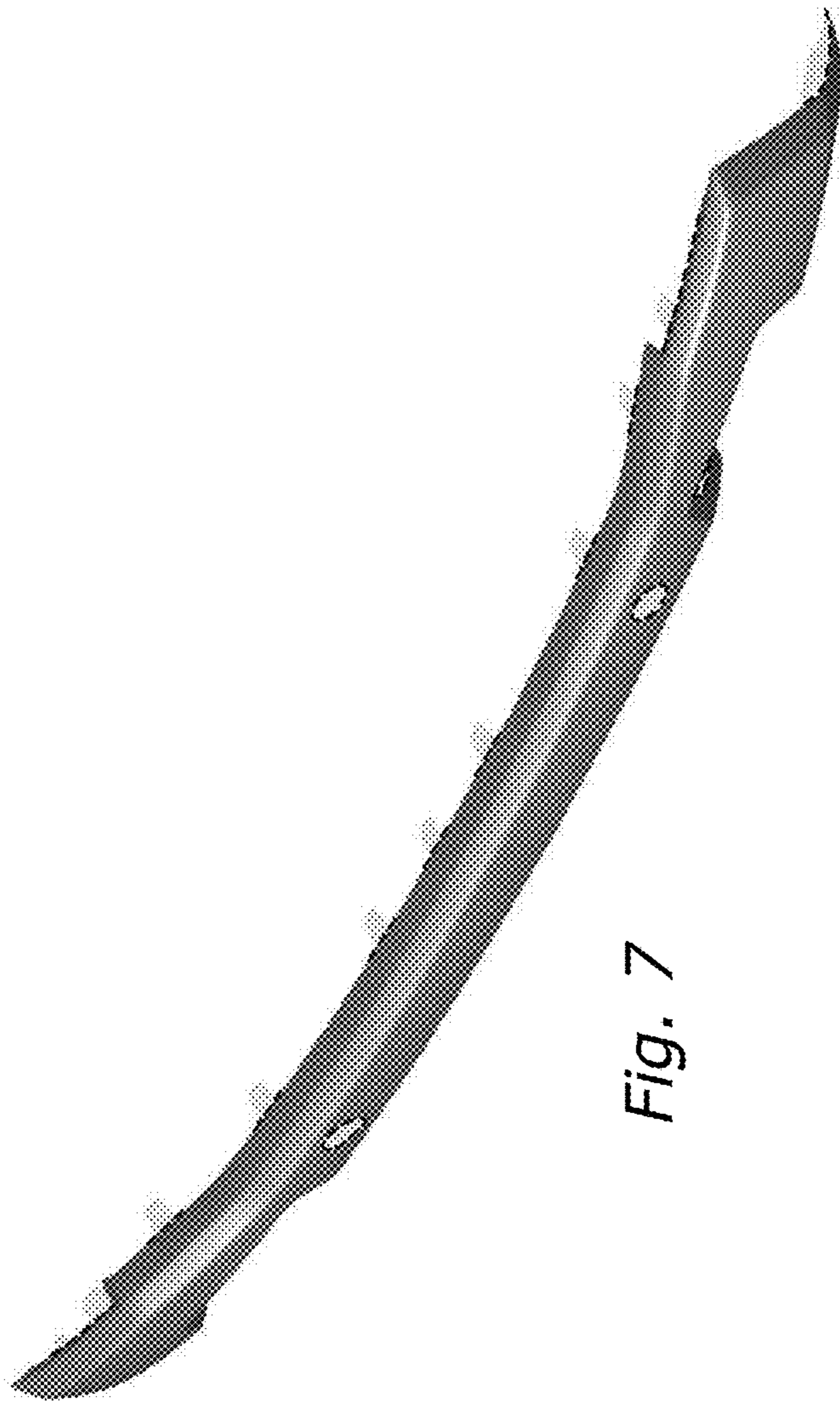


Fig. 7