



US00D850992S

(12) **United States Design Patent** (10) **Patent No.:** **US D850,992 S**
Bucher et al. (45) **Date of Patent:** **** Jun. 11, 2019**

(54) **VEHICLE FRONT LOWER BUMPER COVER**

(56) **References Cited**

(71) Applicant: **Ford Global Technologies, LLC**,
Dearborn, MI (US)

(72) Inventors: **George Bucher**, Dearborn, MI (US);
Craig S. Metros, Bloomfield, MI (US);
Dean Carbis, Bloomfield Hills, MI
(US); **Steven Gilmore**, Farmington
Hills, MI (US); **Shawn Sung Yu**,
Canton, MI (US)

(73) Assignee: **Ford Global Technologies, LLC**,
Dearborn, MI (US)

(**) Term: **15 Years**

(21) Appl. No.: **29/632,007**

(22) Filed: **Jan. 4, 2018**

(51) **LOC (11) Cl.** **12-16**

(52) **U.S. Cl.**
USPC **D12/169**

(58) **Field of Classification Search**
USPC D12/169, 196, 86, 90-92; 293/102, 113,
293/115, 117, 120; 296/180.1, 180.2
CPC B60R 19/02; B60R 19/04; B62D 25/08
See application file for complete search history.

U.S. PATENT DOCUMENTS

D816,558 S * 5/2018 McMahan D12/169
D816,559 S * 5/2018 McMahan D12/169
D822,552 S * 7/2018 Platto D12/169

* cited by examiner

Primary Examiner — Melody N Brown
(74) *Attorney, Agent, or Firm* — Vichit Chea

(57) **CLAIM**

The ornamental design for a vehicle front lower bumper cover, as shown and described.

DESCRIPTION

FIG. 1 is a front elevational view of a vehicle front lower bumper cover, showing our new design;
FIG. 2 is a rear elevational view thereof;
FIG. 3 is a left side elevational view thereof;
FIG. 4 is a right side elevational view thereof;
FIG. 5 is a top plan view thereof;
FIG. 6 is a bottom plan view thereof;
FIG. 7 is a top, front, and left side perspective view thereof;
FIG. 8 is a bottom, front, and left side perspective view thereof; and,
FIG. 9 is a top, rear, and left side perspective view thereof.

1 Claim, 9 Drawing Sheets






Fig. 1

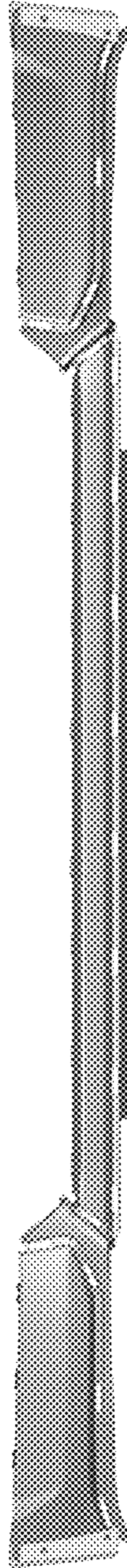


Fig. 2




Fig. 3




Fig. 4




Fig. 5





Fig. 6

Fig. 7






Fig. 8




Fig. 9