



US00D850985S

(12) **United States Design Patent**
Tsuji

(10) **Patent No.:** **US D850,985 S**

(45) **Date of Patent:** **** Jun. 11, 2019**

(54) **FRONT COMBINATION LAMP FOR MOTOR SCOOTER**

(71) Applicant: **HONDA MOTOR CO., LTD.**, Tokyo (JP)

(72) Inventor: **Ayumu Tsuji**, Wako (JP)

(73) Assignee: **HONDA MOTOR CO., LTD.**, Tokyo (JP)

(**) Term: **15 Years**

(21) Appl. No.: **29/638,408**

(22) Filed: **Feb. 27, 2018**

(30) **Foreign Application Priority Data**

Aug. 31, 2017 (JP) 2017-018846

(51) **LOC (11) Cl.** **12-11**

(52) **U.S. Cl.**

USPC **D12/114; D12/110; D26/28**

(58) **Field of Classification Search**

USPC D21/419, 421, 423, 426, 432, 538, 662, D21/760, 765, 766, 769, 771, 776, 803; D12/110, 111, 114, 117; D26/28, 72

CPC A63C 17/01; A63C 17/02; A63C 17/011; A63C 17/012; A63C 17/014; A63C 17/015; A63C 17/26; A63C 5/003; B60Q 1/326; B62K 3/001; B62K 11/00; B62K 11/02; B62K 11/04; B62K 11/10; B62K 17/00; B62K 19/00; B62K 2202/00

See application file for complete search history.

(56) **References Cited**

U.S. PATENT DOCUMENTS

D465,752 S * 11/2002 Kalhok D12/107
D515,485 S * 2/2006 Sawabe D12/182

D545,738 S * 7/2007 Tako D12/182
D575,209 S * 8/2008 Sawabe D12/182
D596,094 S * 7/2009 Fukuyama D12/182
D670,604 S * 11/2012 Lepine D12/7
D690,626 S * 10/2013 Katagiri D12/126
D702,166 S * 4/2014 Deluy D12/186
D739,792 S * 9/2015 Ishiguri D12/110
D744,908 S * 12/2015 Shibuta D12/114
D795,750 S * 8/2017 Futamata D12/114
D803,106 S * 11/2017 Tsuji D12/126
D833,335 S * 11/2018 Seo D12/114

* cited by examiner

Primary Examiner — Robin V Webster

Assistant Examiner — Keith J Wilson

(74) *Attorney, Agent, or Firm* — Birch, Stewart, Kolasch & Birch, LLP

(57) **CLAIM**

The ornamental design for a front combination lamp for motor scooter, as shown and described.

DESCRIPTION

FIG. 1 is a front right perspective view of a front combination lamp for motor scooter.

FIG. 2 is a front left perspective view thereof.

FIG. 3 is a front elevation view thereof.

FIG. 4 is a right side elevation view thereof; and,

FIG. 5 is a top plan view thereof.

The broken lines shown in the drawings illustrate portions of the front combination lamp for motor scooter that form no part of the claimed design.

1 Claim, 5 Drawing Sheets

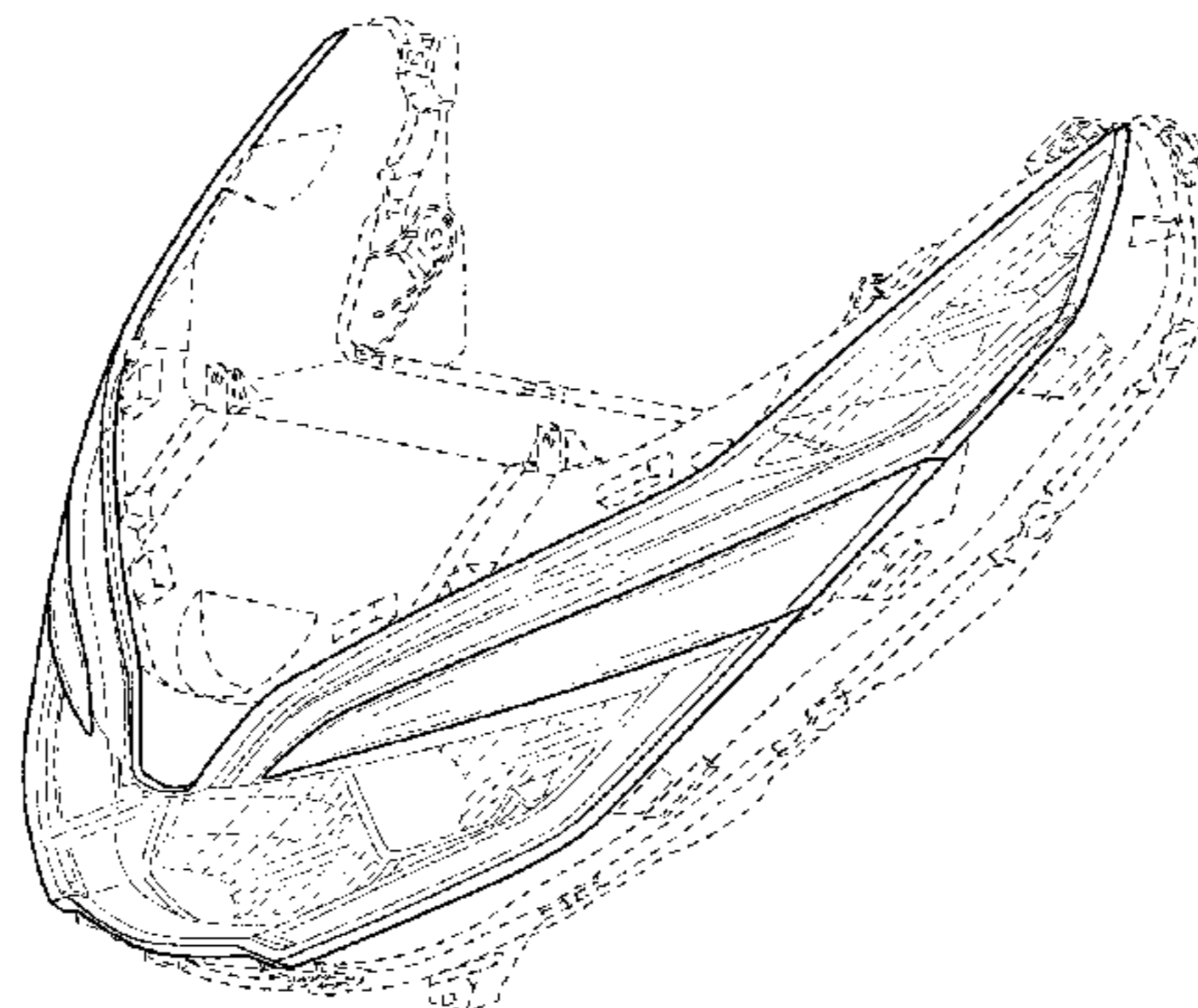


FIG. 1

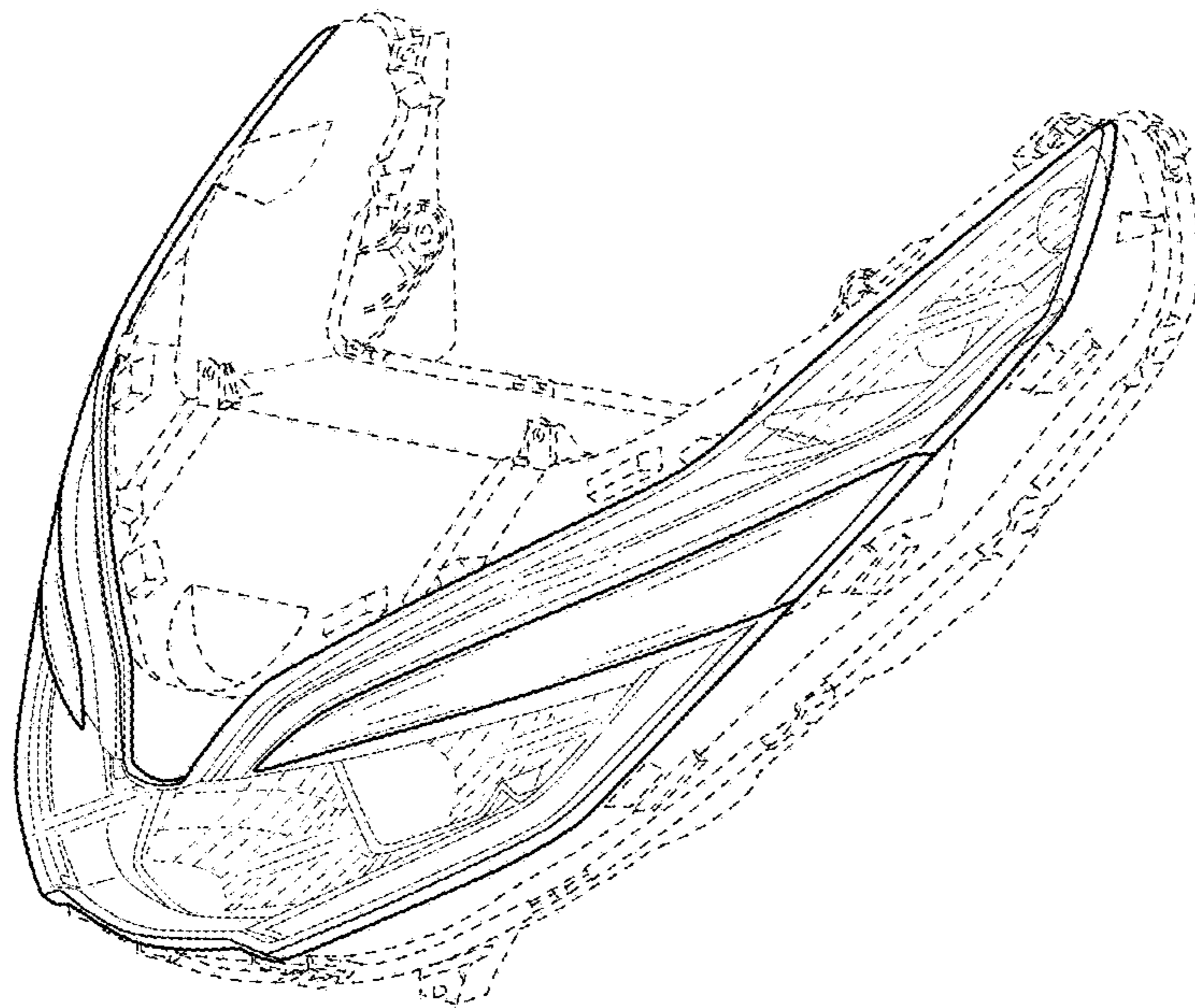


FIG. 2

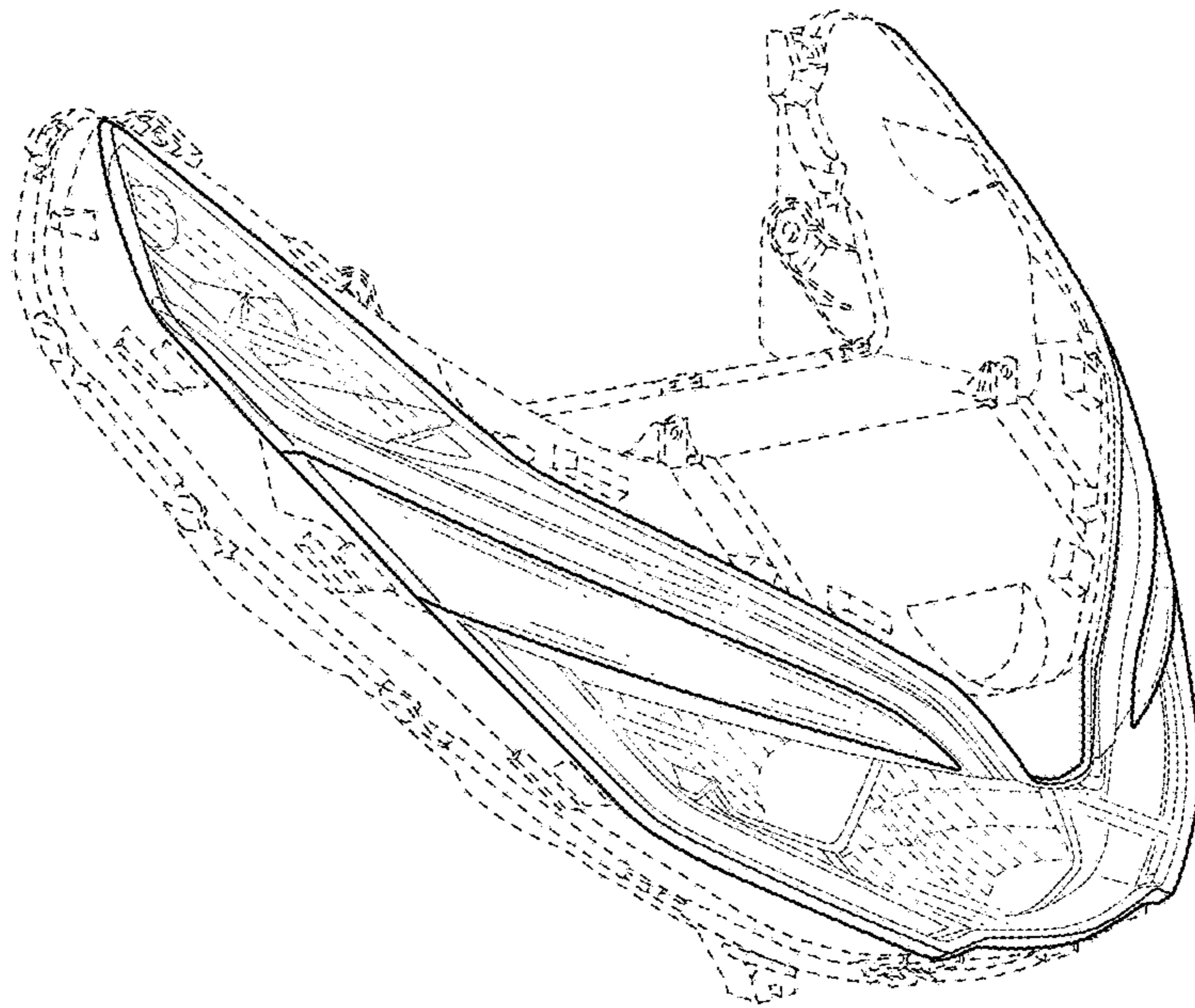


FIG. 3

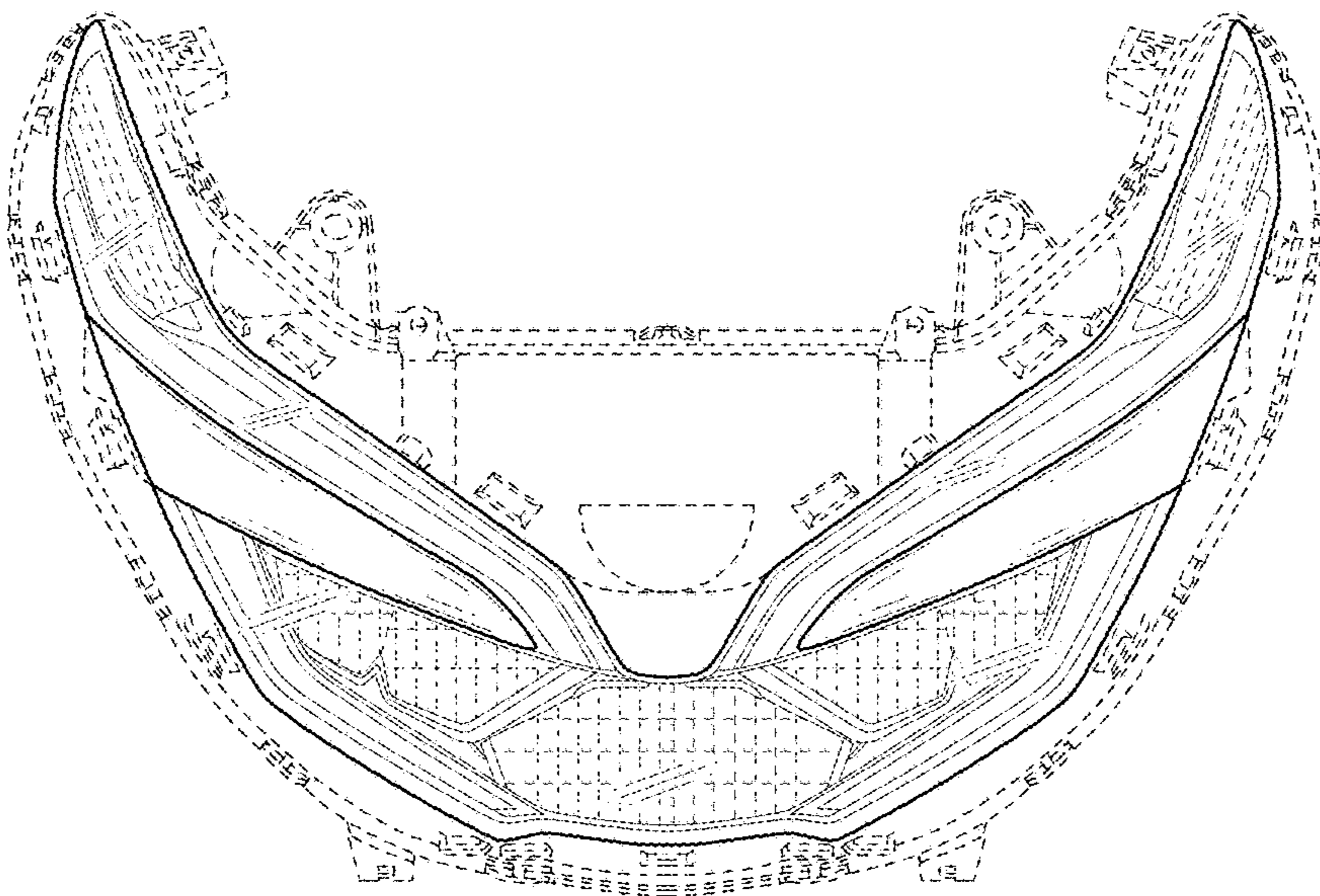


FIG. 4

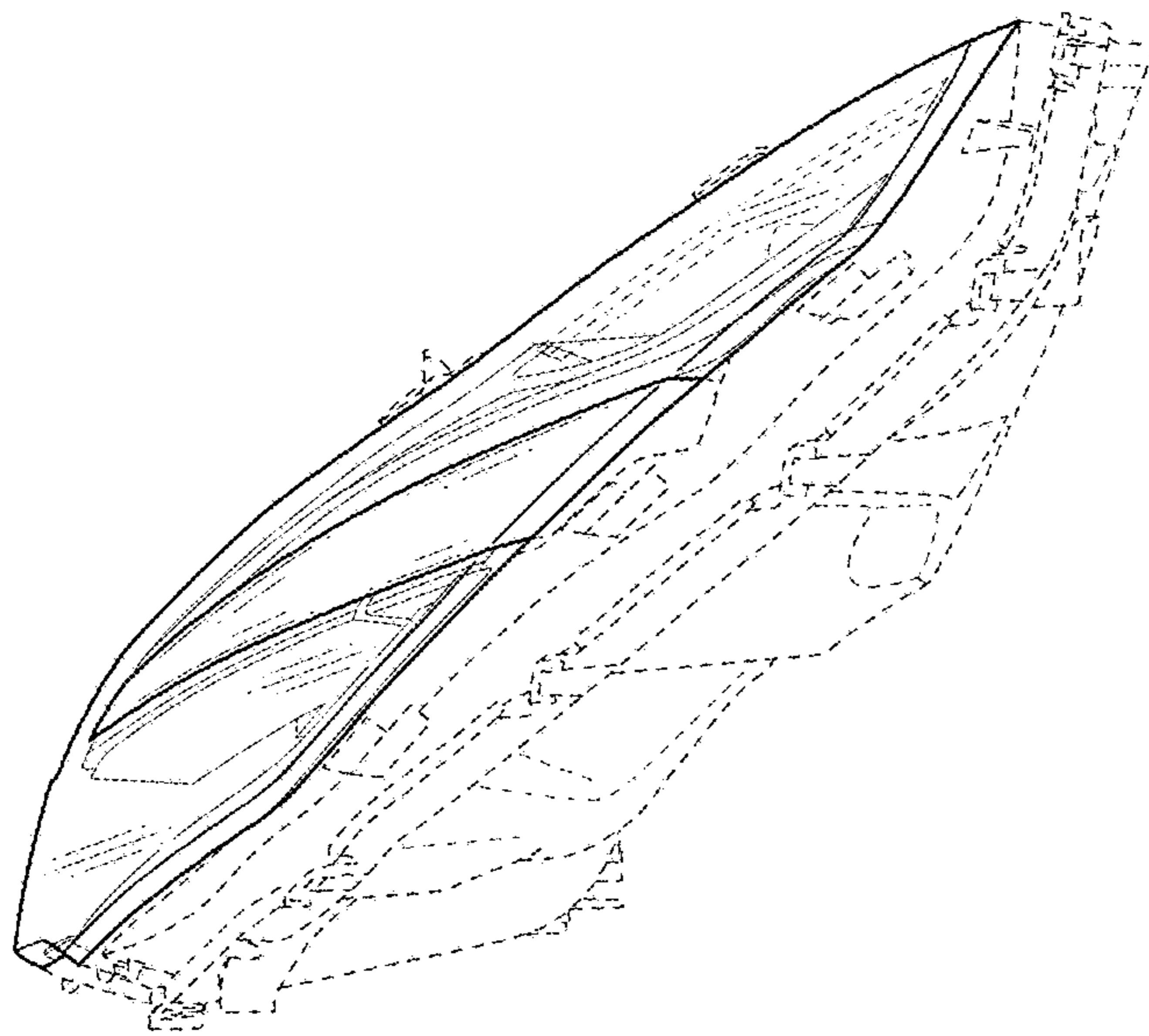


FIG. 5

