

US00D850974S

(12) **United States Design Patent**  
**Keeble**

(10) **Patent No.:** **US D850,974 S**  
(45) **Date of Patent:** **\*\* Jun. 11, 2019**

- (54) **PLANTER**
- (71) Applicant: **THE HC COMPANIES, INC.**,  
Twinsburg, OH (US)
- (72) Inventor: **Drew Keeble**, Twinsburg, OH (US)
- (73) Assignee: **The HC companies, Inc.**, Twinsburg,  
OH (US)
- (\*\*) Term: **15 Years**
- (21) Appl. No.: **29/608,715**
- (22) Filed: **Jun. 25, 2017**
- (51) **LOC (11) Cl.** ..... **11-02**
- (52) **U.S. Cl.**  
USPC ..... **D11/152**
- (58) **Field of Classification Search**  
USPC ..... D6/403–405, 556–558, 675;  
D11/143–156, 164; D9/428, 500, 519,  
D9/549; D3/306; D7/522, 524, 537  
CPC ..... A01G 9/02; A01G 9/021; A01G 9/028;  
A01G 9/029; A01G 9/04; A01G 9/042;  
A01G 9/045; A47G 7/00; A47G 7/006;  
A47G 7/02; A47G 7/025; A47G 7/04;  
A47G 7/044; A47G 7/06  
See application file for complete search history.

(56) **References Cited**  
U.S. PATENT DOCUMENTS

- 640,418 A \* 1/1900 Royer ..... A45F 3/20  
206/218
- 879,753 A \* 2/1908 Eckert ..... B65D 21/086  
220/8
- 1,137,462 A \* 4/1915 Clark ..... A47J 36/08  
210/469
- 1,184,366 A \* 5/1916 Miller ..... A45F 3/20  
206/218
- 1,260,779 A \* 3/1918 Koos ..... B65D 21/086  
220/731

- 1,427,879 A \* 9/1922 Weinman ..... A61C 13/267  
220/655
- 2,880,902 A \* 4/1959 Owsen ..... A45F 3/20  
200/85 R
- 3,009,603 A \* 11/1961 Stockdale ..... A01G 9/021  
206/519
- D199,336 S \* 10/1964 Wanderer ..... D7/532
- 3,285,459 A \* 11/1966 Gahm ..... A61J 7/0046  
116/308
- 3,349,950 A \* 10/1967 Wanderer ..... B65D 1/26  
220/287
- D210,767 S \* 4/1968 Anglada ..... D7/532
- D230,760 S \* 3/1974 Wilkinson ..... D11/148
- 3,949,524 A \* 4/1976 Mickelson ..... A01G 9/02  
206/423
- 4,420,081 A \* 12/1983 Dart ..... B65D 1/265  
206/519

(Continued)

**OTHER PUBLICATIONS**

Image of commercial product available since at least as early as Jun. 2015.

*Primary Examiner* — Elizabeth A. Albert  
(74) *Attorney, Agent, or Firm* — Tucker Ellis LLP

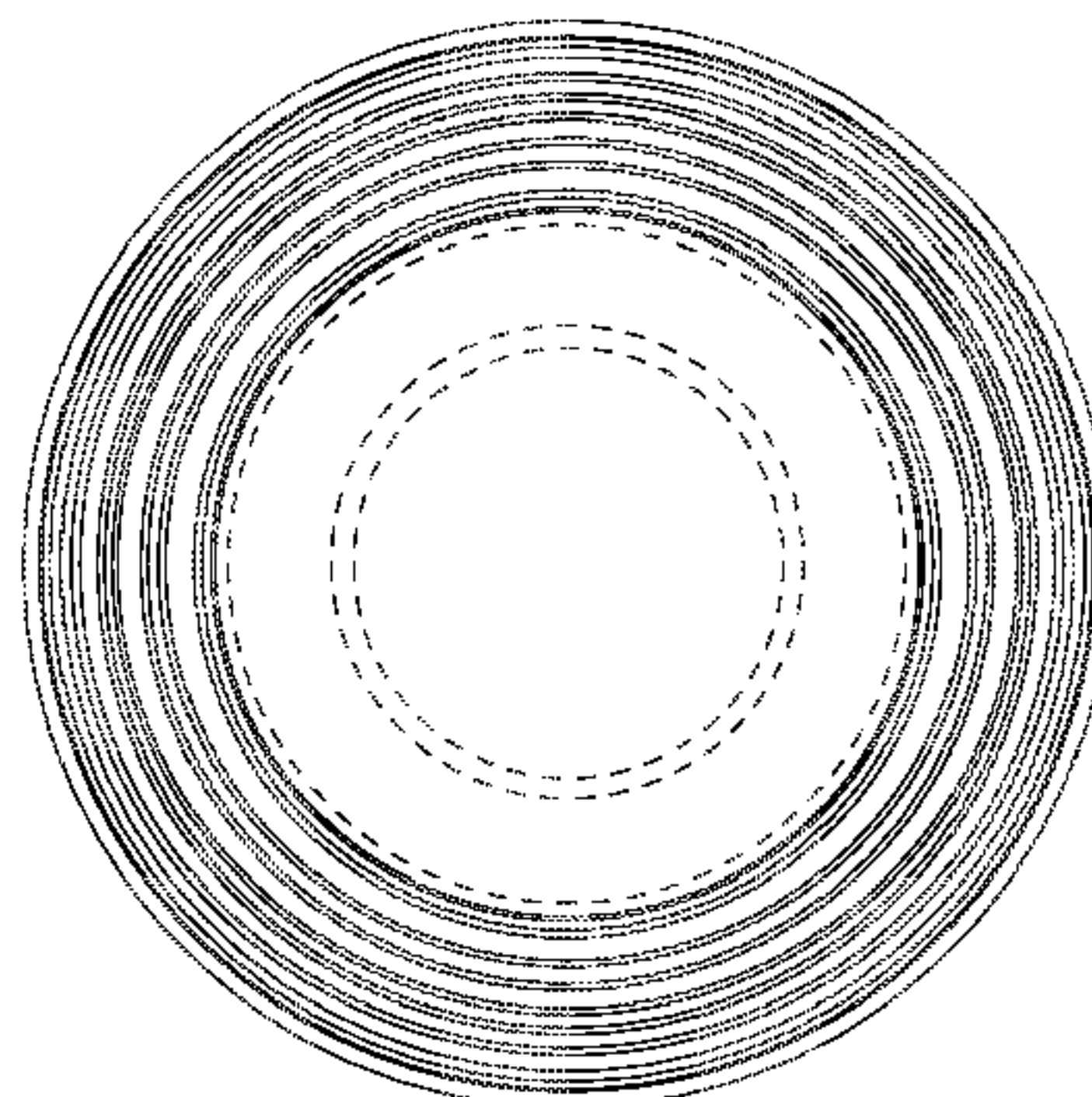
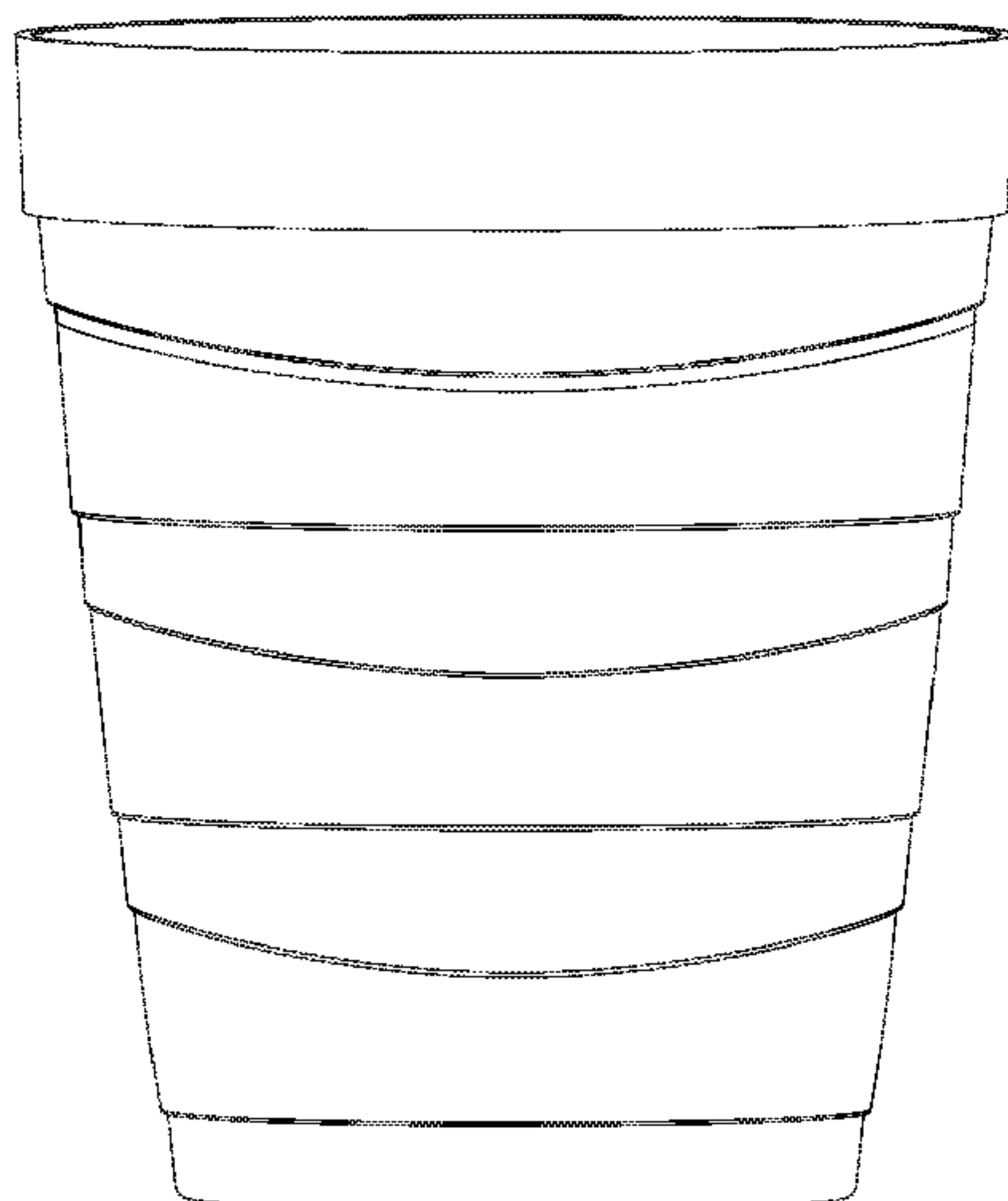
(57) **CLAIM**

The ornamental design for a planter, as shown and described.

**DESCRIPTION**

FIG. 1 is a front-top view of a planter showing my new design;  
FIG. 2 is a front view thereof;  
FIG. 3 is a rear view thereof;  
FIG. 4 is a left side view thereof;  
FIG. 5 is a right side view thereof;  
FIG. 6 is a top view thereof; and,  
FIG. 7 is a bottom view thereof.  
The broken lines are included to show portions of the planter that form no part of the claimed design.

**1 Claim, 4 Drawing Sheets**



(56)

**References Cited**

U.S. PATENT DOCUMENTS

D278,989 S \* 5/1985 Baumann ..... D11/143  
D309,116 S \* 7/1990 Marshall ..... D10/62  
4,940,138 A \* 7/1990 Hornstein ..... A45F 3/20  
206/218  
5,101,996 A \* 4/1992 Mosley ..... B65D 21/08  
206/218  
5,862,932 A \* 1/1999 Walsh ..... B65D 21/086  
220/484  
6,405,482 B1 \* 6/2002 Skaife ..... A01G 27/006  
47/79  
D475,243 S \* 6/2003 Trazzi ..... D7/523  
8,556,099 B2 \* 10/2013 Perlman ..... A45F 3/20  
206/217  
D739,782 S \* 9/2015 Pettigrew ..... D11/152  
D740,162 S \* 10/2015 Pettigrew ..... D11/152

\* cited by examiner




FIG. 1

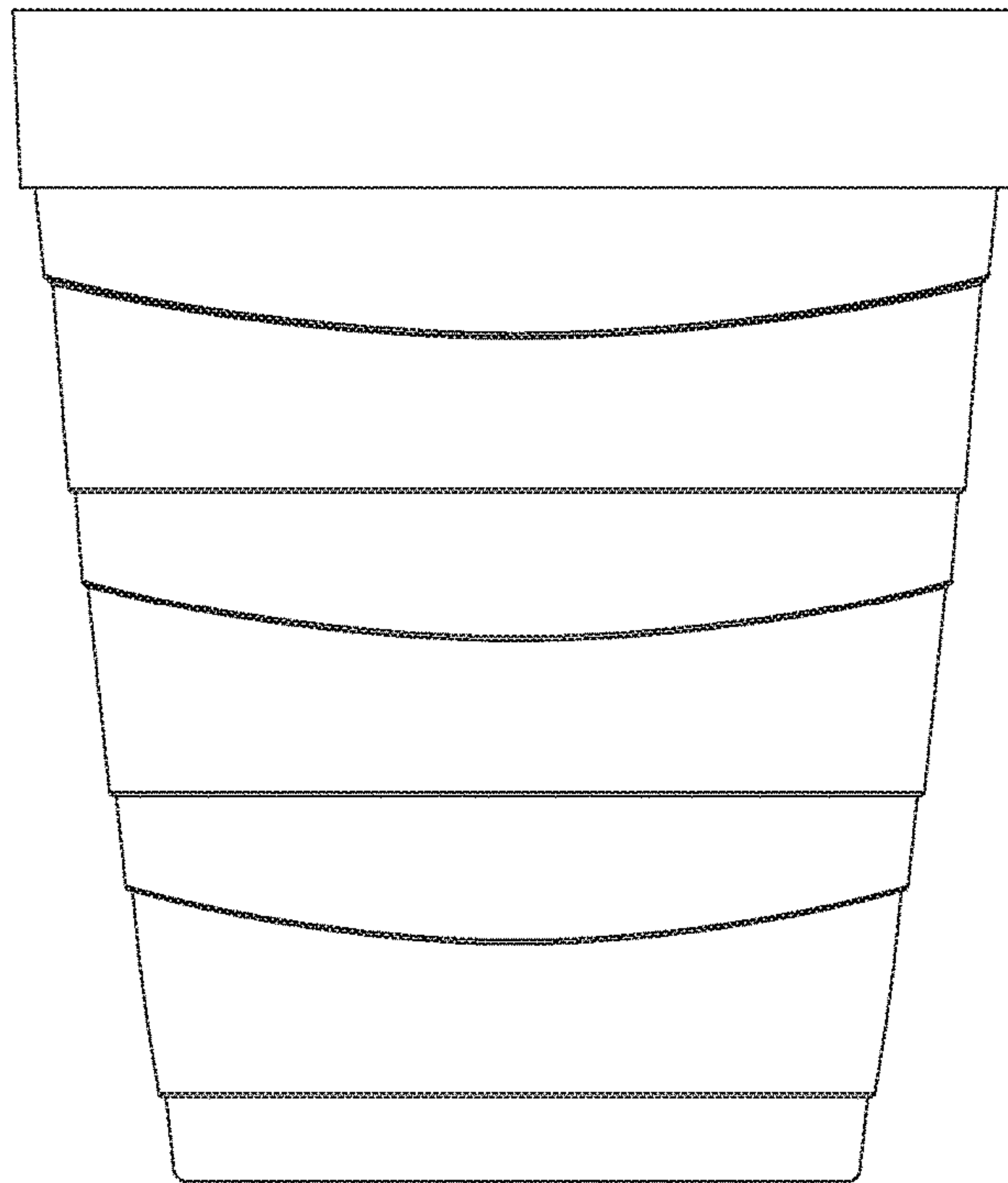


FIG. 2

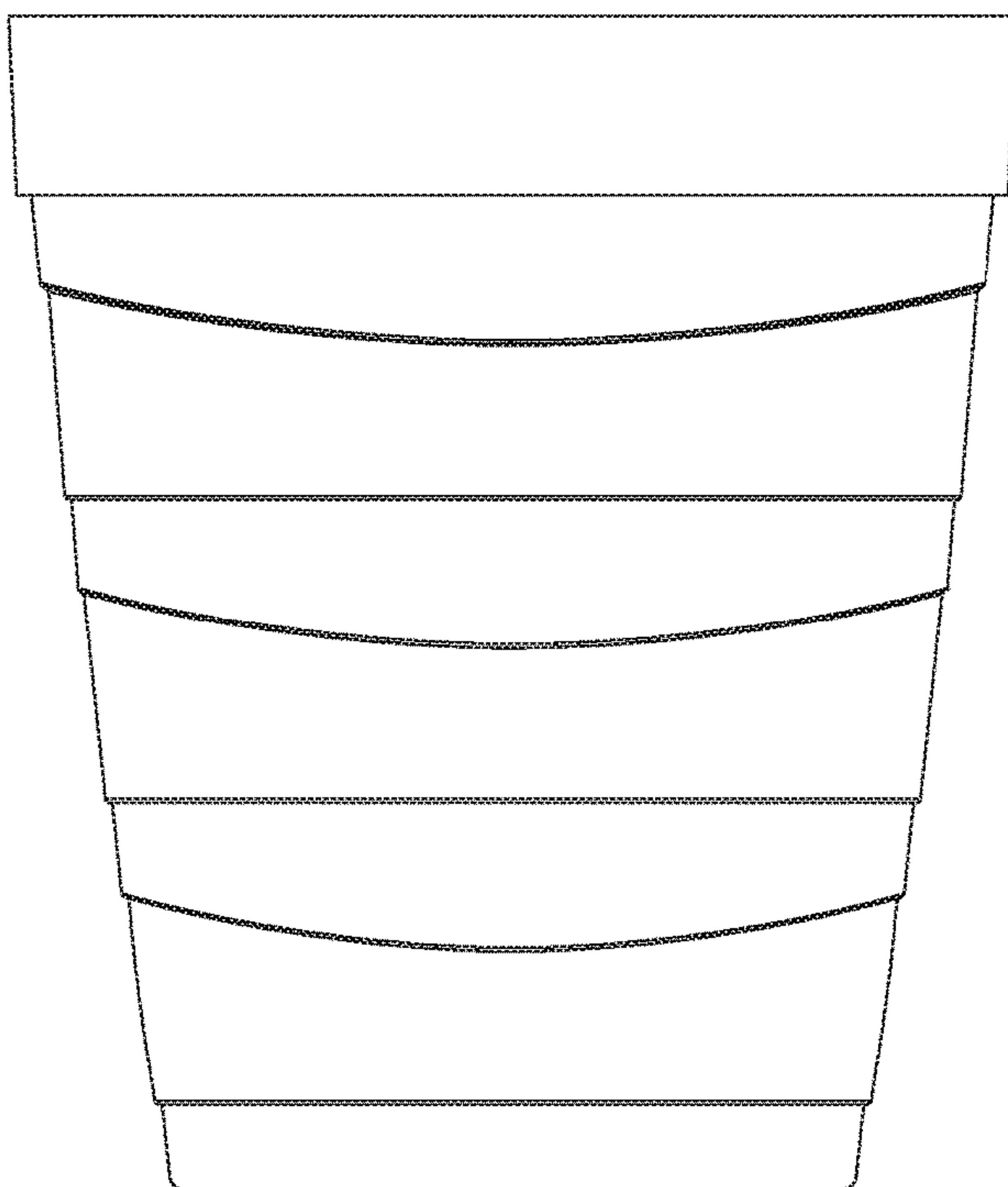


FIG. 3

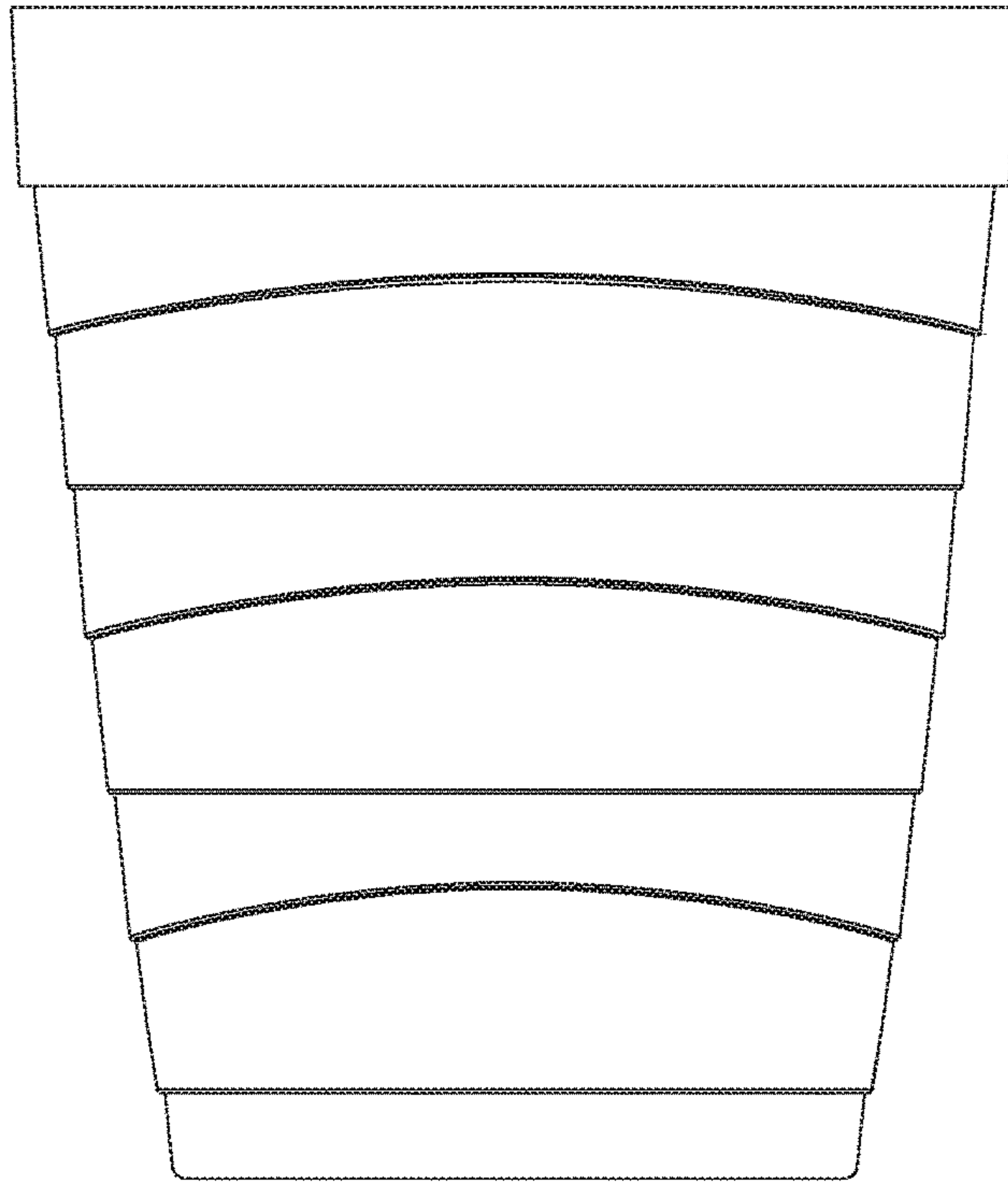


FIG. 4

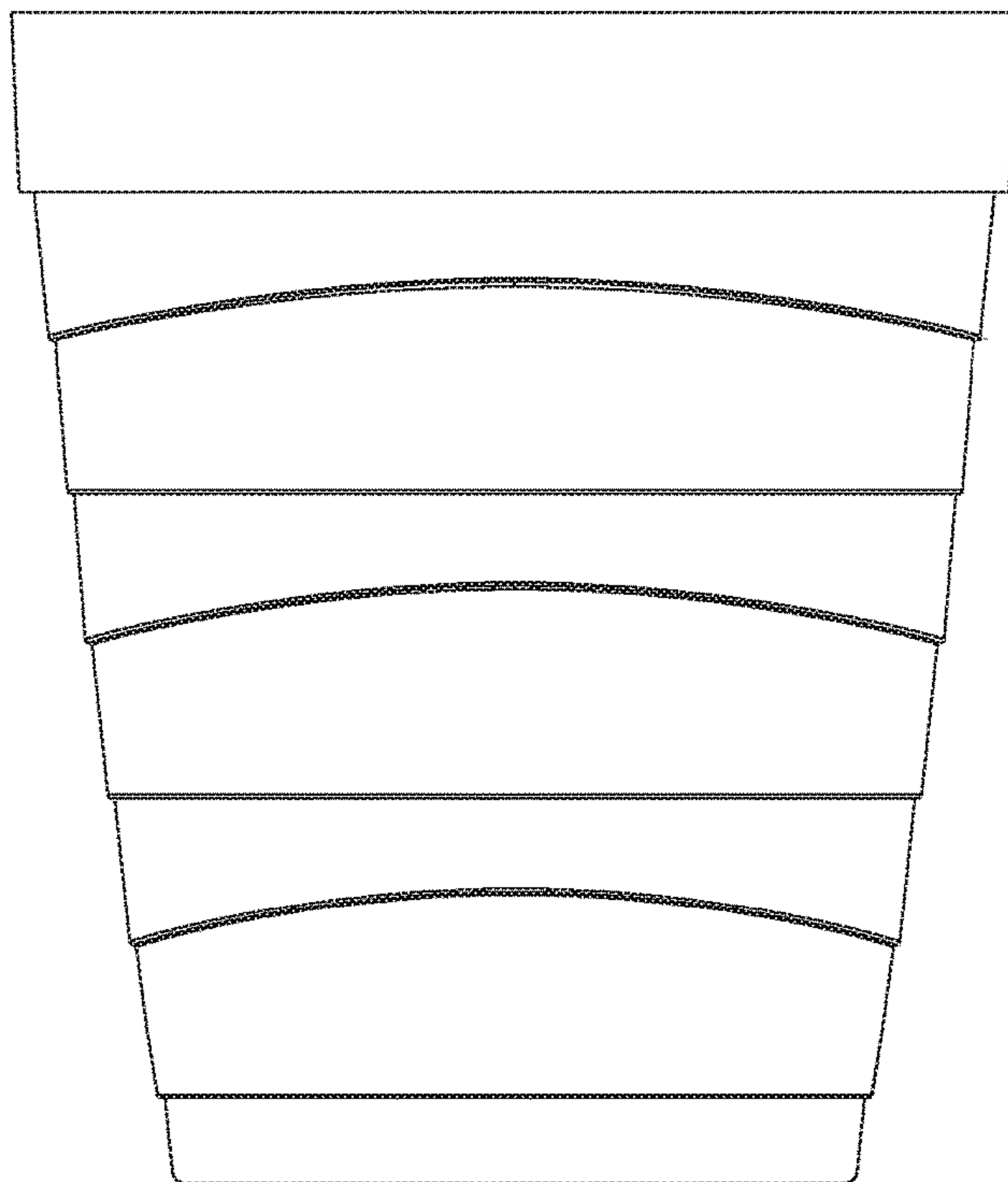


FIG. 5



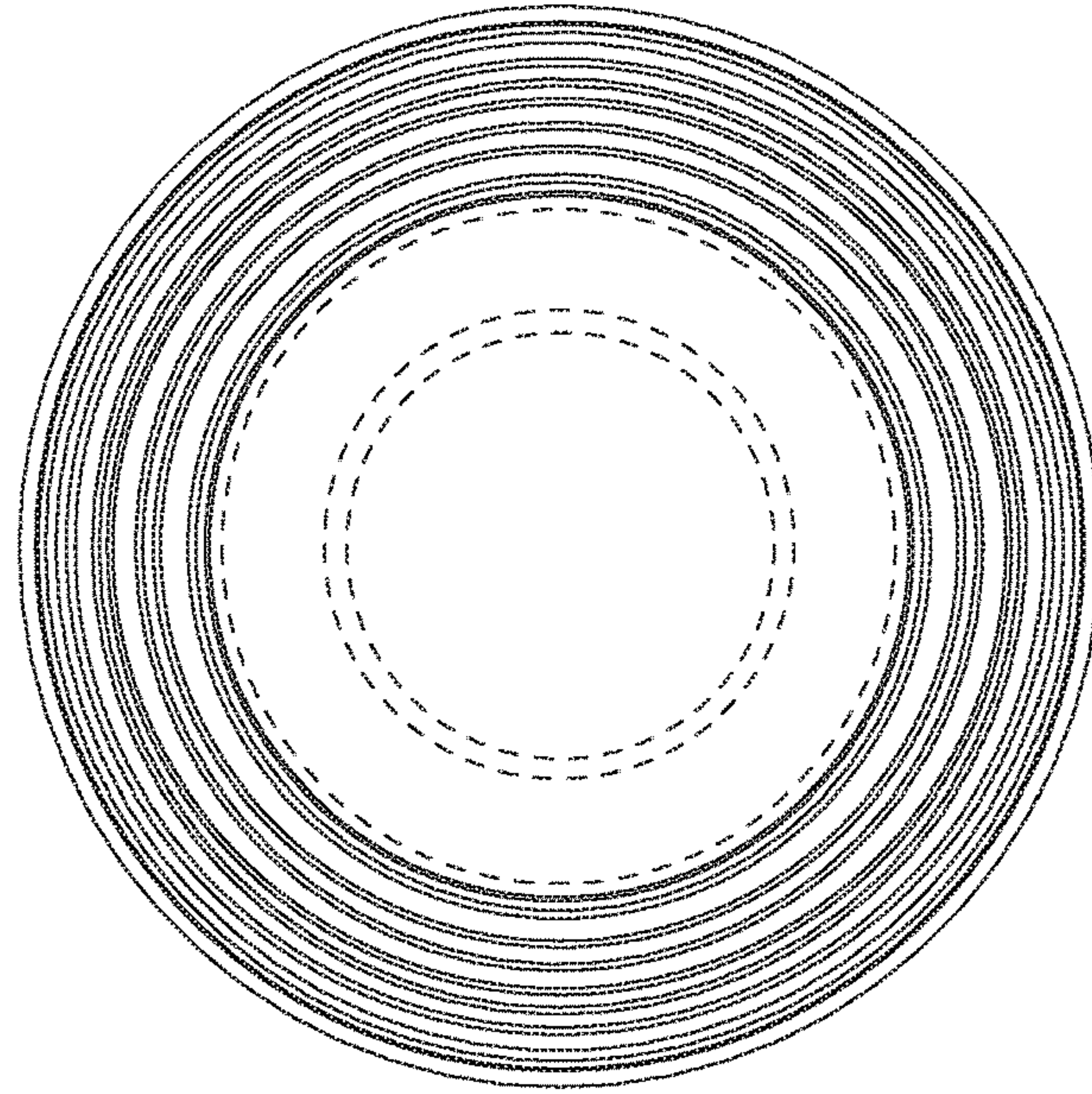


FIG. 6




FIG. 7