



US00D850973S

(12) **United States Design Patent** (10) **Patent No.:** **US D850,973 S**
Smith (45) **Date of Patent:** **** Jun. 11, 2019**

(54) **EMBLEM**
(71) Applicant: **Danielle Bernice Smith**, Los Angeles, CA (US)
(72) Inventor: **Danielle Bernice Smith**, Los Angeles, CA (US)
(73) Assignee: **Danielle Bernice Smith**, Los Angeles, CA (US)

2,048,160 A * 7/1936 Keesecker F25C 1/24
249/80
D281,696 S * 12/1985 Barnhart D15/90
D361,508 S * 8/1995 Schnack D9/425
D380,961 S * 7/1997 Schnack D9/425
D450,454 S * 11/2001 Dembicks D3/313
D455,957 S * 4/2002 Sisinni D9/423
D574,182 S * 8/2008 Shannon D7/357
D607,098 S * 12/2009 Sykes D23/393
D621,548 S * 8/2010 Chen D28/83

(Continued)

(**) Term: **15 Years**

OTHER PUBLICATIONS

(21) Appl. No.: **29/593,007**

1 inch square silicone mold, posted at Shop.resinobsession.com, posted on Jun. 23, 2015, site visited Aug. 7, 2018. online, available from internet: https://web.archive.org/web/20150623044433/http://shop.resinobsession.com:80/collections/molds/Silicone.*

(22) Filed: **Feb. 4, 2017**

(51) **LOC (11) Cl.** **11-03**

(52) **U.S. Cl.**
USPC **D11/95**

(58) **Field of Classification Search**
USPC D1/121; D3/214, 232, 318; D5/63;
D9/759, 760; D11/95; D20/22-28, 40;
D24/171, 189, 190
CPC G09F 1/00; G09F 1/02; G09F 1/04; G09F
1/06; G09F 1/08; G09F 1/10; G09F 3/00;
G09F 3/02; G09F 2003/0201; G09F
2003/0202; G09F 2003/0208; G09F
2003/0264; G09F 2003/0266; G09F
2003/0267; G09F 2003/0269; G09F
2003/0276; G09F 2003/0277; G09F 7/00;
G09F 9/00; G09F 9/30; G09F 9/302;
G09F 19/00

See application file for complete search history.

Primary Examiner — Mary Ann Calabrese
Assistant Examiner — Catherine Ho
(74) *Attorney, Agent, or Firm* — Jeffrey Marshall

(57) **CLAIM**

The ornamental design for an emblem, as shown and described.

DESCRIPTION


FIG. 1 is a perspective view of an emblem showing my new design;
FIG. 2 is a front elevation view thereof;
FIG. 3 is a perspective view of an emblem in an environment of use;
FIG. 4 is a right side elevation view of FIG. 1; and,
FIG. 5 is a sectional view taken along 5-5 of FIG. 2.
The broken line portion of the figure drawings is included to show environment that forms no part of the claimed design. The rear views form no part of the claimed design and are omitted. The emblem has 4-way ninety-degree overall symmetry such that the right-side view of FIG. 4 is identical to the top, bottom, and left side views, which are omitted.

(56) **References Cited**

U.S. PATENT DOCUMENTS

1,958,502 A * 5/1934 Volpin F25C 1/24
62/300
1,979,664 A * 11/1934 Birkenhauer A21B 3/132
220/23.2

1 Claim, 3 Drawing Sheets



(56)

References Cited

U.S. PATENT DOCUMENTS

D641,933 S * 7/2011 Chen D28/83
2017/0266849 A1 * 9/2017 Prum F25C 1/243

* cited by examiner

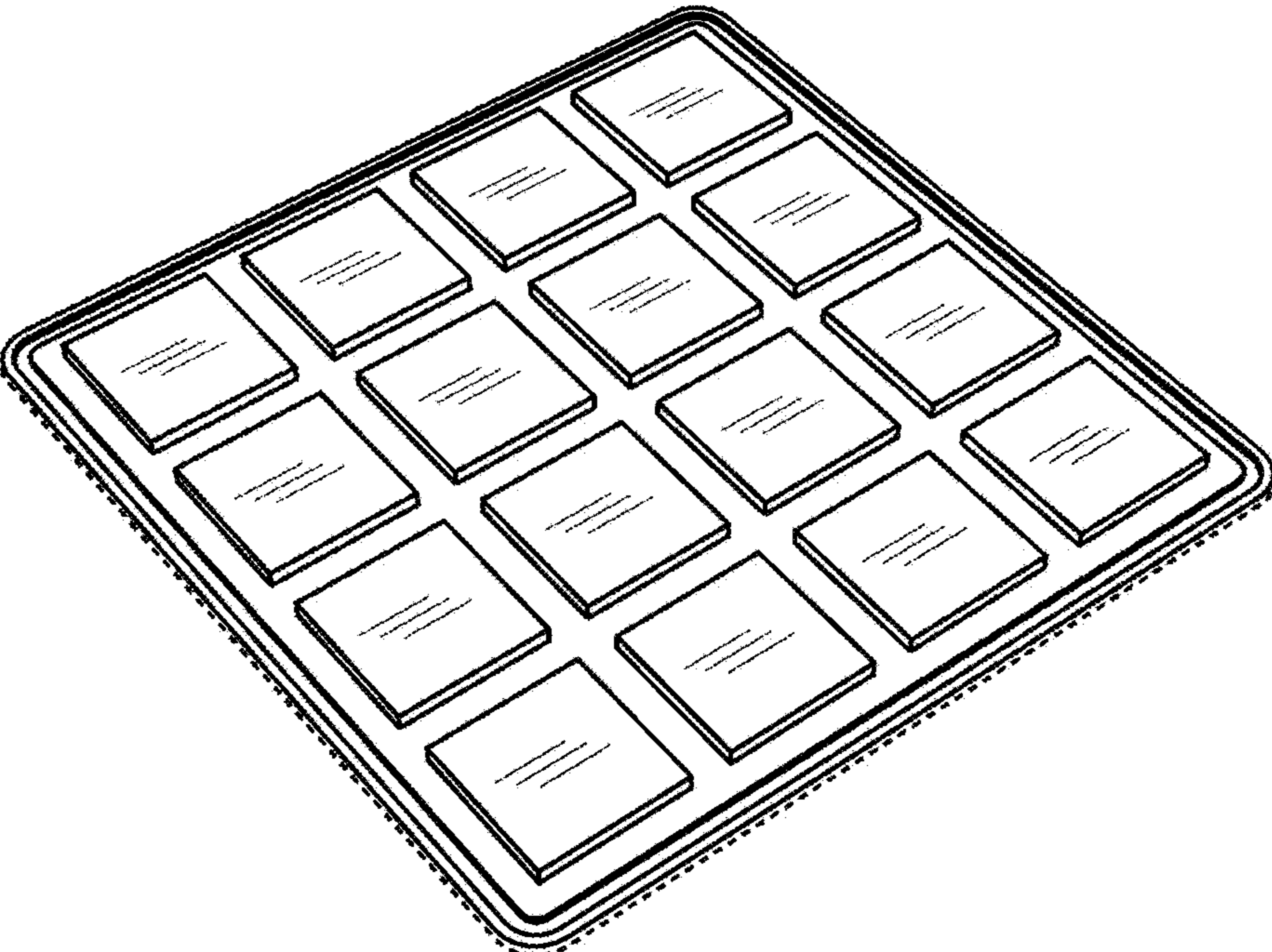


Fig. 1




Fig. 2




Fig. 3



Fig. 4



Fig. 5