



US00D850971S

(12) **United States Design Patent**
Biggers et al.

(10) **Patent No.:** **US D850,971 S**
(45) **Date of Patent:** **** Jun. 11, 2019**

(54) **RING**
(71) Applicant: **BELLA VAUGHAN LLC**, Dallas, TX (US)
(72) Inventors: **LoriAnn Vaughan Biggers**, Southlake, TX (US); **Rotem Fartook**, Dallas, TX (US)
(73) Assignee: **BELLA VAUGHAN, LLC**, Dallas, TX (US)
(**) Term: **15 Years**
(21) Appl. No.: **29/611,731**
(22) Filed: **Jul. 25, 2017**

(51) **LOC (11) Cl.** **11-01**
(52) **U.S. Cl.**
USPC **D11/34**

(58) **Field of Classification Search**
USPC D11/1-3, 13, 16, 17, 26-44, 76, 77, 78, D11/89-92; D14/344
CPC .. A44C 1/00; A44C 7/00; A44C 7/001; A44C 7/002; A44C 7/003; A44C 9/00; A44C 9/0007; A44C 9/0015; A44C 9/0023; A44C 9/003; A44C 9/0038; A44C 9/0046; A44C 9/0053; A44C 9/0061; A44C 9/0069; A44C 9/0076; A44C 9/02; A44C 17/00; A44C 17/02; A44C 17/0208; A44C 17/0216; A44C 17/0225; A44C 17/0233; A44C 17/0241; A44C 17/025; A44C 17/0258; A44C 17/0266; A44C 17/0275; A44C 17/0283; A44C 17/0291

See application file for complete search history.

(56) **References Cited**

U.S. PATENT DOCUMENTS

D253,941 S * 1/1980 Corbin D11/35
D276,321 S * 11/1984 Bulgari D11/34

D299,815 S * 2/1989 Shapiro D11/35
D387,000 S * 12/1997 Oirschot D11/26
D390,801 S * 2/1998 Davis D11/26
D672,266 S * 12/2012 Yurman D11/34
D675,952 S * 2/2013 Dholakiya D11/34
D676,169 S * 2/2013 Dholakiya D26/34
D680,023 S * 4/2013 Ho D11/34
D683,648 S * 6/2013 Dholakiya D11/34
D687,335 S * 8/2013 Dholakiya D11/34
D693,726 S * 11/2013 Kothari D11/91
D694,145 S * 11/2013 Pasquetti D11/34
9,320,329 B2 * 4/2016 Nisguretsky A44C 9/0053
D760,615 S * 7/2016 Yatsugi-Kang D11/34
D763,115 S 8/2016 Nisguretsky
D780,025 S * 2/2017 Yatsugi-Kang D11/34
D780,026 S * 2/2017 Yatsugi-Kang D11/34
D780,031 S * 2/2017 Riviere D11/34
D785,489 S * 5/2017 Riviere D11/34
D786,119 S * 5/2017 Huynh D11/34

(Continued)

Primary Examiner — Cynthia Ramirez

Assistant Examiner — L. Martinez

(74) *Attorney, Agent, or Firm* — Terry M. Sanks, Esq.;
Beusse Wolter Sanks & Maire, PLLC


(57) **CLAIM**

The ornamental design for a ring, as shown and described.

DESCRIPTION

FIG. 1 is a front view of a ring showing our new design, the rear view being a mirror image thereof;
FIG. 2 is another front view thereof, the rear view being a mirror image thereof;
FIG. 3 is a left side view thereof, the right side view being a mirror image thereof;
FIG. 4 is a top view thereof; and,
FIG. 5 is a bottom view thereof.
The broken lines in the drawings represent portions of the ring that form no part of the claimed design.

1 Claim, 5 Drawing Sheets



(56)

References Cited

U.S. PATENT DOCUMENTS

2013/0263627 A1* 10/2013 Bissierier A44C 9/00
63/15
2014/0345322 A1* 11/2014 Logian A44C 9/0023
63/12
2018/0098604 A1* 4/2018 Beck A44C 9/0053

* cited by examiner




FIG. 1




FIG. 2

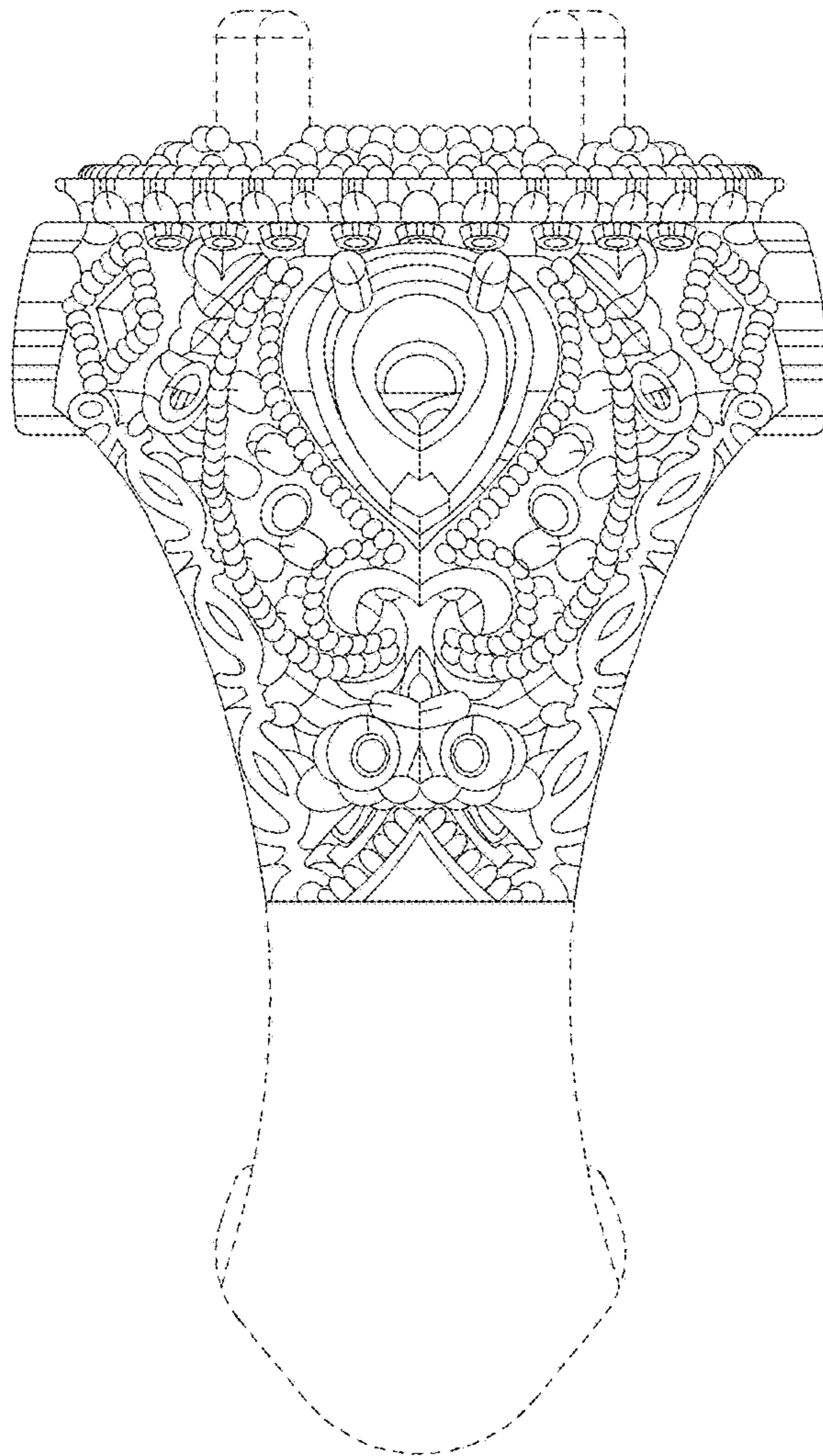


FIG. 3

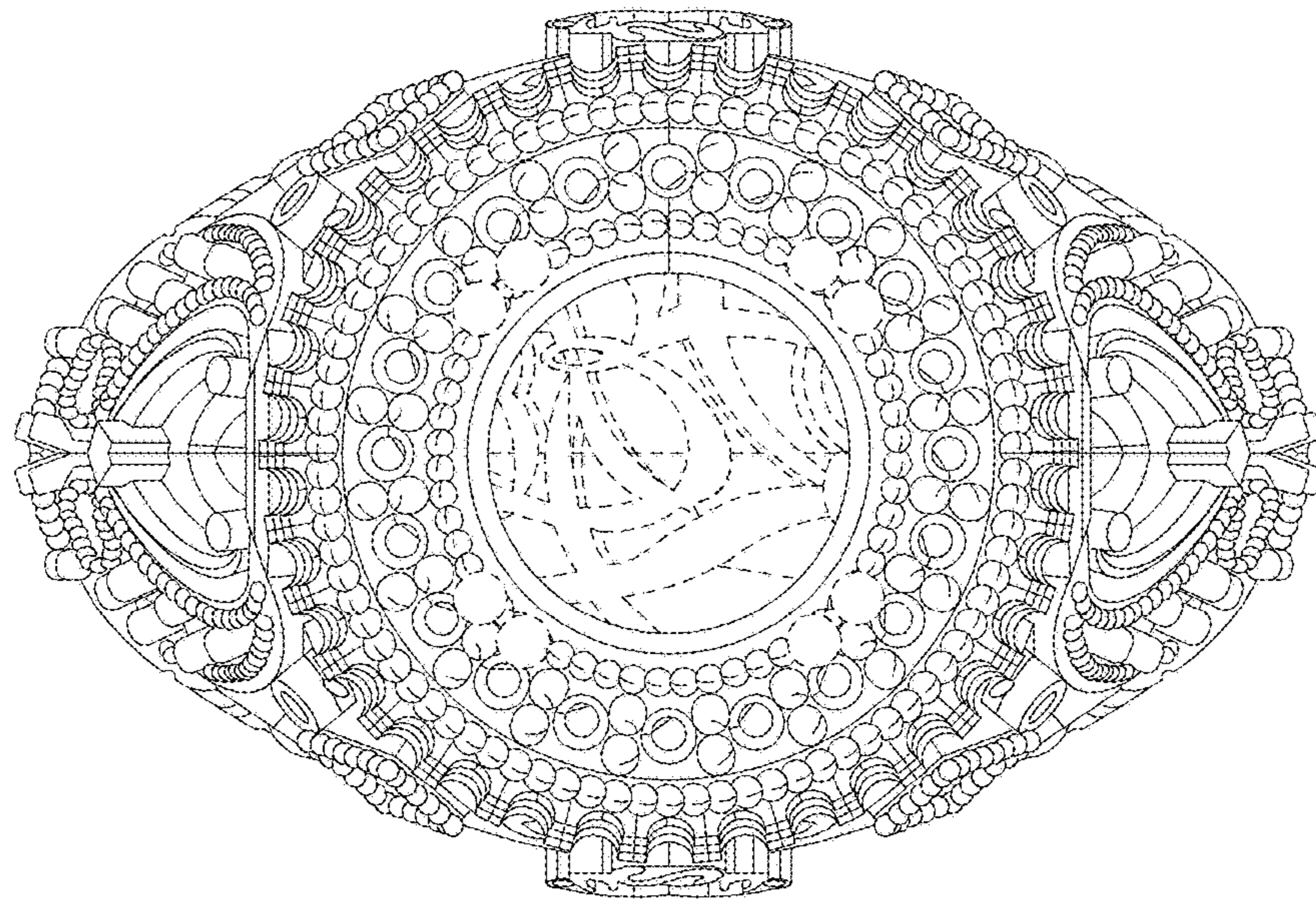


FIG. 4

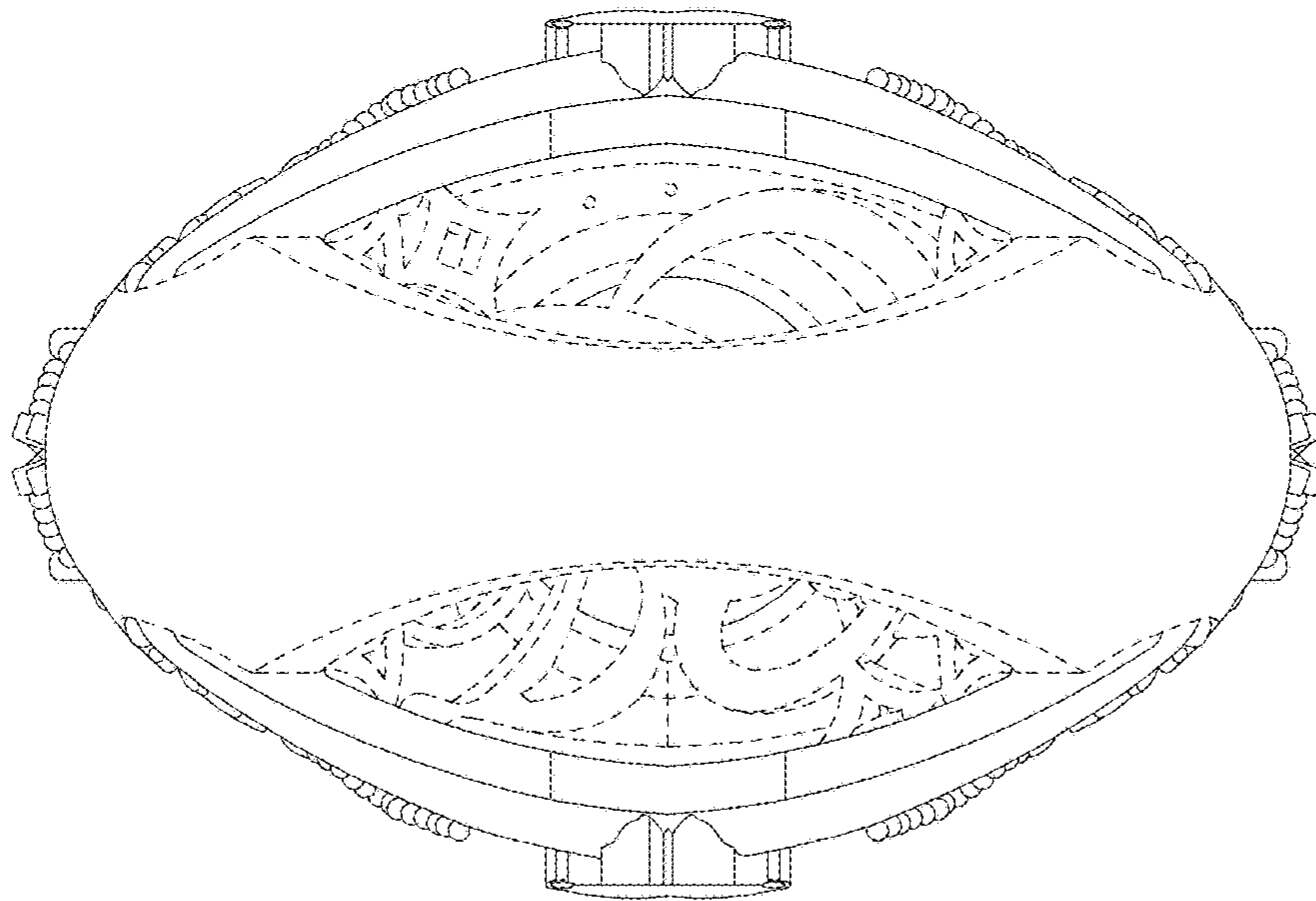


FIG. 5