



US00D850970S

(12) **United States Design Patent** (10) **Patent No.:** **US D850,970 S**
Buccellati (45) **Date of Patent:** **** Jun. 11, 2019**

(54) **BRACELET**

9/0046; A44C 9/0053; A44C 9/0061;
A44C 9/0069; A44C 9/02

See application file for complete search history.

(71) Applicant: **BUCCELLATI HOLDING ITALIA**
S.P.A., Milan (IT)

(56) **References Cited**

(72) Inventor: **Andrea Buccellati**, Milan (IT)

U.S. PATENT DOCUMENTS

(73) Assignee: **BUCCELLATI HOLDING ITALIA**
S.P.A., Milan (IT)

D148,351 S *	1/1948	Hamilton	D11/4
D354,696 S *	1/1995	Avakian	D11/4
D394,411 S *	5/1998	Gozlan	D11/4
D416,512 S *	11/1999	Rossi	D11/38
D434,994 S *	12/2000	Ferreira	D11/1
D453,307 S *	2/2002	Repossi	D11/34
D453,704 S *	2/2002	Repossi	D11/34
D463,307 S *	9/2002	Charriol	D11/3
D472,497 S *	4/2003	Bonnet	D11/40
D473,155 S *	4/2003	Bonnet	D11/26
D491,834 S *	6/2004	Flynn	D11/26
D512,337 S *	12/2005	Della Valle	D11/4
D514,467 S *	2/2006	Della Valle	D11/4
D528,456 S *	9/2006	Thompson	D11/27
D540,709 S *	4/2007	Daas	D11/16
D541,692 S *	5/2007	Daas	D11/16
D542,689 S *	5/2007	Daas	D11/16

(**) Term: **15 Years**

(21) Appl. No.: **29/635,893**

(22) Filed: **Feb. 5, 2018**

(30) **Foreign Application Priority Data**

Aug. 8, 2017 (EM) 004139194

(51) **LOC (11) Cl.** **11-01**

(52) **U.S. Cl.**
USPC **D11/3; D11/16**

(58) **Field of Classification Search**
USPC D11/1-29, 34, 36-43, 47, 76-79, 86;
D14/344; D26/39; D28/41
CPC A44C 5/00; A44C 5/0007; A44C 5/0023;
A44C 5/003; A44C 5/0038; A44C
5/0046; A44C 5/0053; A44C 5/0061;
A44C 5/0069; A44C 5/0076; A44C
5/0084; A44C 5/0092; A44C 5/02; A44C
5/022; A44C 5/025; A44C 5/027; A44C
5/04; A44C 5/08; A44C 5/12; A44C 1/00;
A44C 13/00; A44C 15/001; A44C
15/003; A44C 15/0035; A44C 15/0045;
A44C 15/005; A44C 15/0055; A44C
15/006; A44C 23/00; A44C 25/001; A44C
25/007; A44C 9/00; A44C 9/0038; A44C

(Continued)

Primary Examiner — Cynthia Ramirez

Assistant Examiner — L. Martinez

(74) *Attorney, Agent, or Firm* — King & Schickli, PLLC

(57) **CLAIM**

The ornamental design for a bracelet, as shown.

DESCRIPTION

FIG. 1 is a front perspective view of a bracelet showing my new design;
FIG. 2 is a bottom perspective view thereof;
FIG. 3 is a front view thereof;
FIG. 4 is a top view thereof;
FIG. 5 is a bottom view thereof;
FIG. 6 is a left side view thereof;
FIG. 7 is a right side view thereof; and,
FIG. 8 is a top enlarged view of one of the jeweled elements of the bracelet, the others being the same.

(Continued)



The broken lines in the drawings illustrate portions of the bracelet that form no part of the claimed design.

1 Claim, 7 Drawing Sheets

(56)

References Cited

U.S. PATENT DOCUMENTS

D638,737	S	*	5/2011	Parvex	D11/26
D640,157	S	*	6/2011	Parvex	D11/3
D651,931	S	*	1/2012	Molik	D11/3
D651,934	S	*	1/2012	d'Origny	D11/38
D664,467	S	*	7/2012	Marconi	D11/34
D677,191	S	*	3/2013	Benjamin	D11/4
D705,111	S	*	5/2014	Namazy	D11/27
D705,112	S	*	5/2014	Namazy	D11/27
D710,236	S	*	8/2014	Lee	D11/4
D747,659	S	*	1/2016	Coin	D11/3
D747,660	S	*	1/2016	Coin	D11/3
D805,946	S	*	12/2017	Greene	D11/38
D811,926	S	*	3/2018	Luig	D11/26
D816,535	S	*	5/2018	Wittker	D11/16
D828,207	S	*	9/2018	Buccellati	D11/1

* cited by examiner

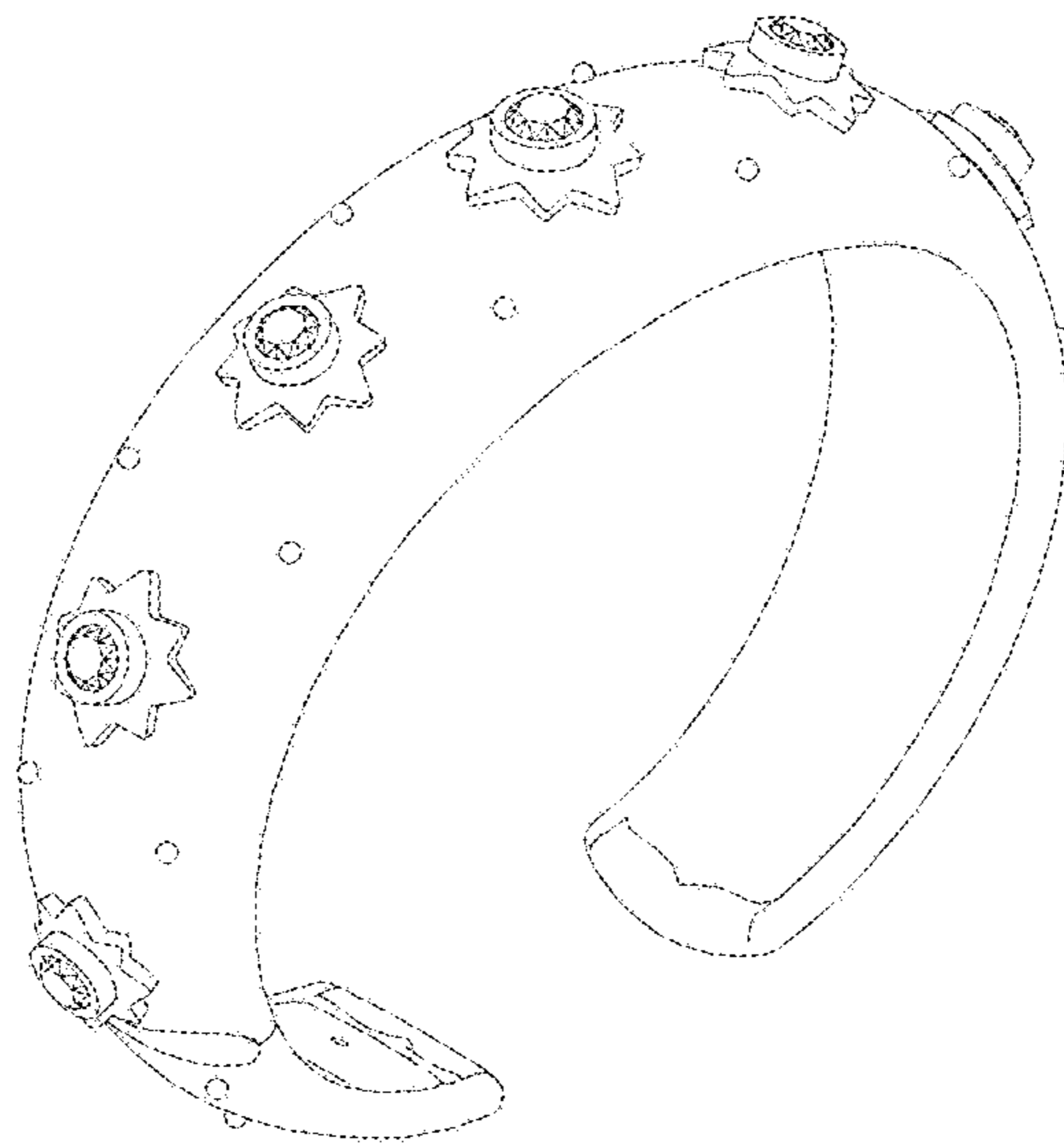


FIG. 1

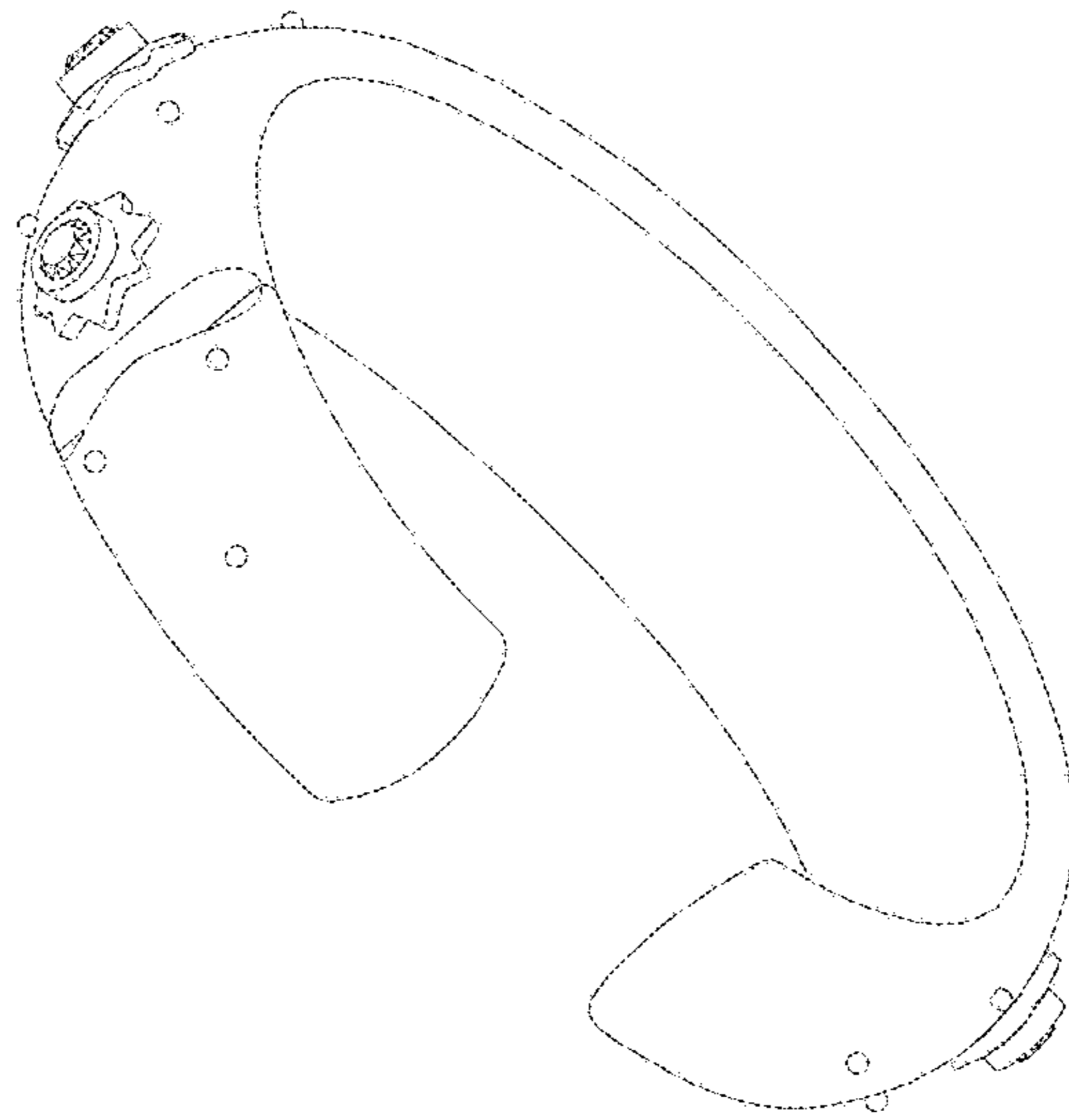


FIG. 2

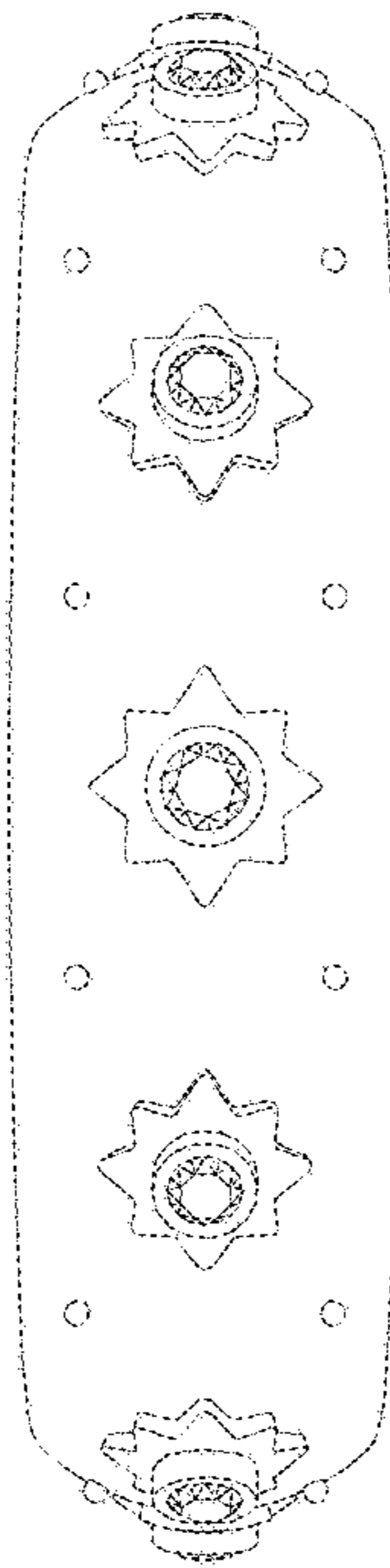


FIG. 3

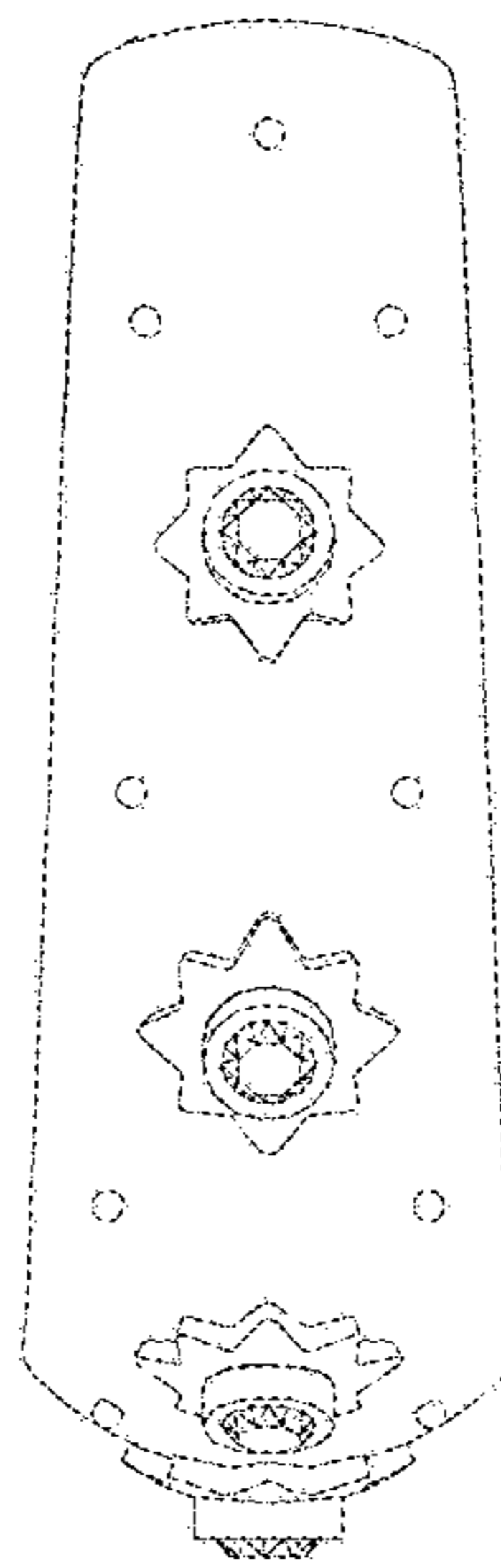


FIG. 4

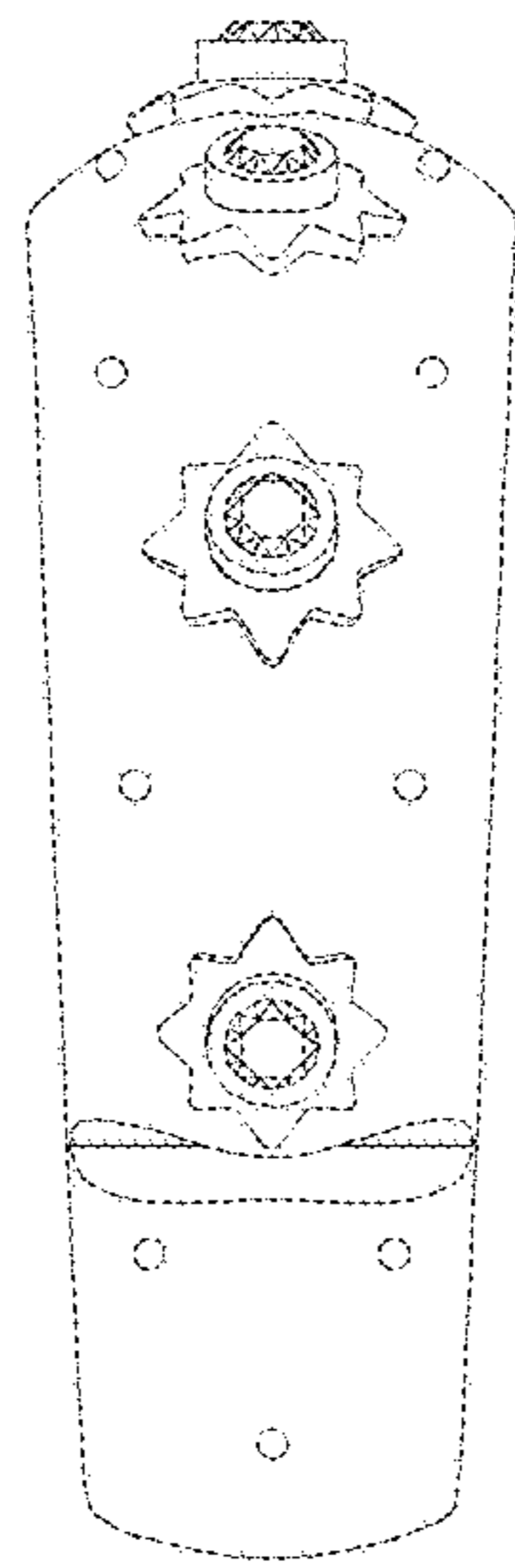


FIG. 5

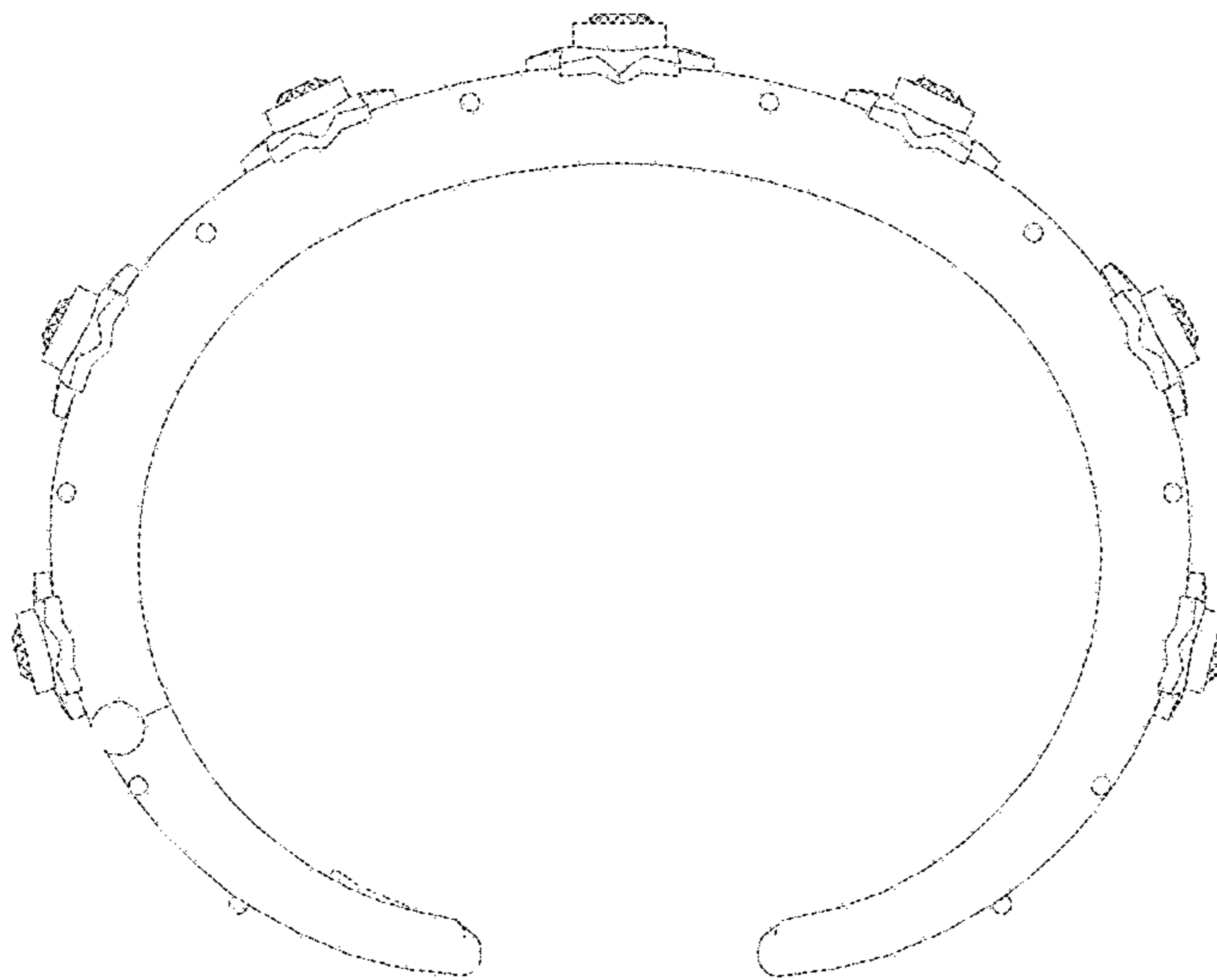


FIG. 6

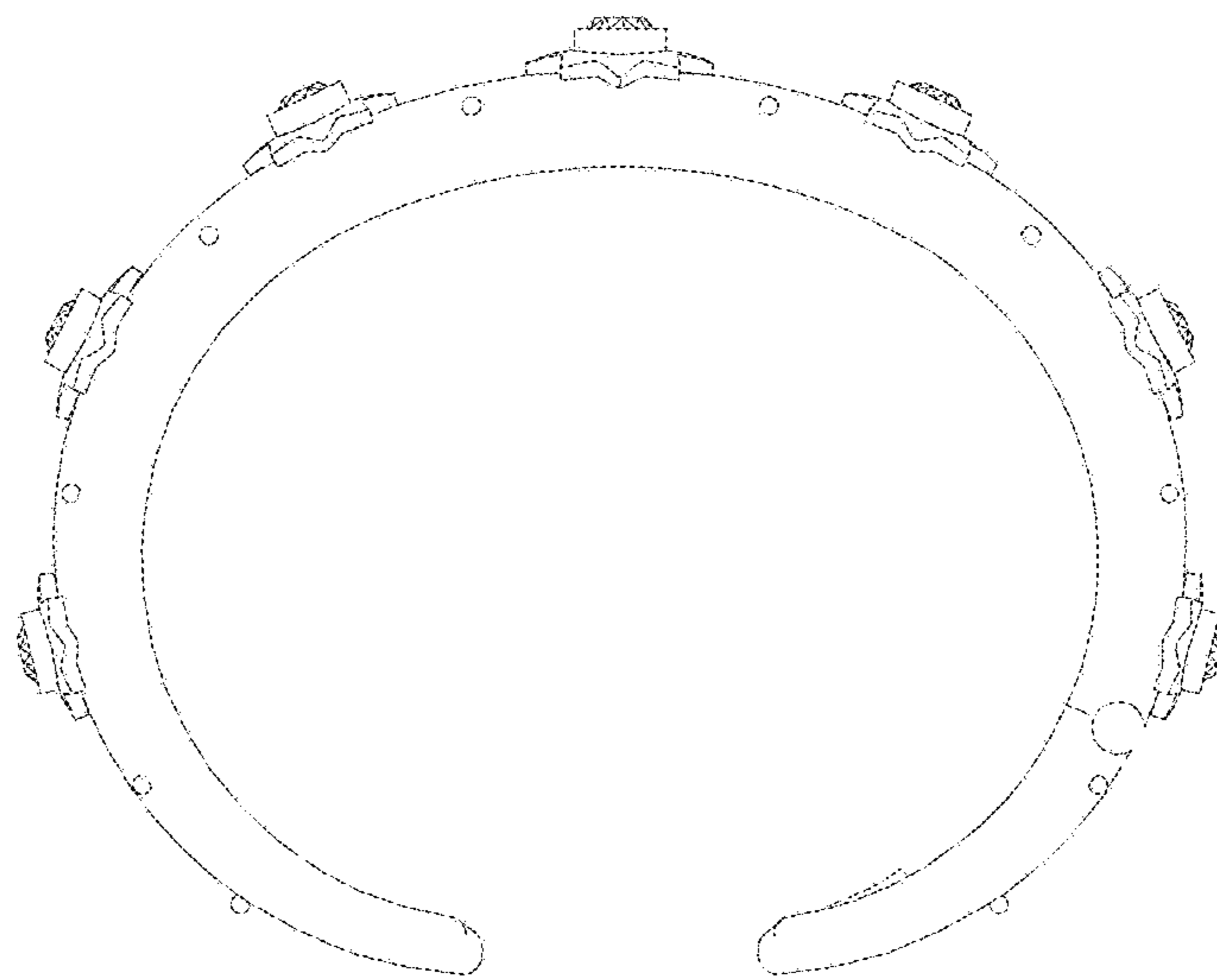


FIG. 7