



US00D850955S

(12) **United States Design Patent** (10) **Patent No.:** **US D850,955 S**  
**Barton et al.** (45) **Date of Patent:** **\*\* Jun. 11, 2019**

(54) **DIAGNOSTIC ANALYZER**

- (71) Applicant: **Abbott Laboratories**, Abbott Park, IL (US)
- (72) Inventors: **Christina A. Barton**, Irving, TX (US); **Vladlena Belozero**va, Philadelphia, PA (US); **Ami Marie Verhalen**, Sun Prairie, WI (US); **Jesse Charles Darley**, Madison, WI (US); **Sherry Sue Eckholm**, Sun Prairie, WI (US)
- (73) Assignee: **Abbott Laboratories**, Abbott Park, IL (US)
- (\*\*) Term: **15 Years**
- (21) Appl. No.: **29/633,292**
- (22) Filed: **Jan. 12, 2018**

**Related U.S. Application Data**

- (63) Continuation of application No. 29/587,978, filed on Dec. 16, 2016, now Pat. No. Des. 811,913, which is (Continued)
- (51) **LOC (11) Cl.** ..... **10-04**
- (52) **U.S. Cl.**  
USPC ..... **D10/81; D24/216**
- (58) **Field of Classification Search**  
USPC ..... D10/81; D24/216, 219, 220, 232, 233, D24/234  
(Continued)

(56) **References Cited**

**U.S. PATENT DOCUMENTS**

- D662,431 S 6/2012 Kimura
  - D724,753 S 3/2015 Gutmann et al.
- (Continued)

**OTHER PUBLICATIONS**

Japanese Patent Office, "Notice of Reason for Rejection," issued in connection with Japanese Design Application No. 2016-19293, dated Nov. 8, 2016, 3 pages.

(Continued)

*Primary Examiner* — Antoine Duval Davis  
(74) *Attorney, Agent, or Firm* — Hanley, Flight & Zimmerman, LLC

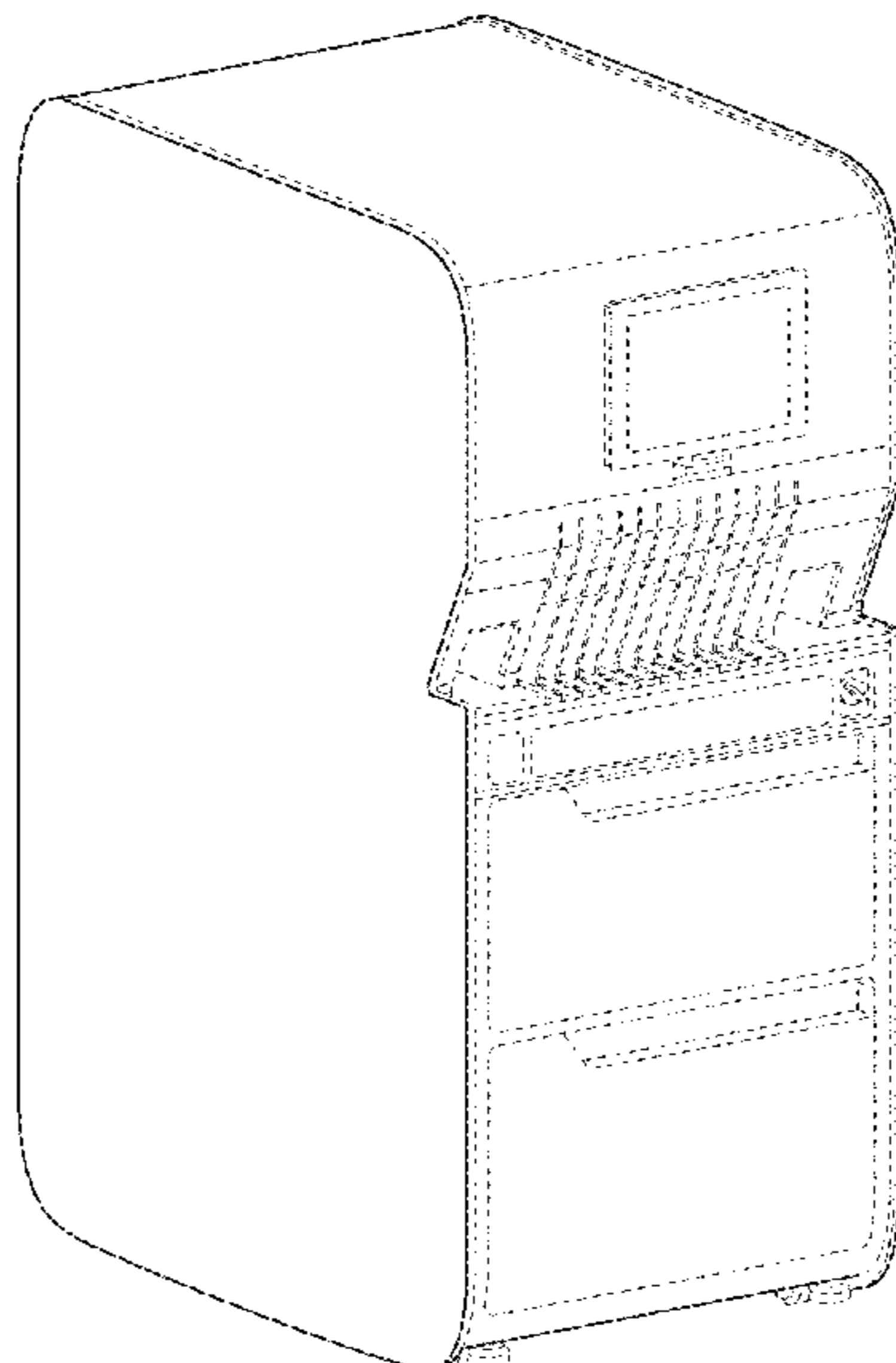
(57) **CLAIM**

The ornamental design for a "diagnostic analyzer," as shown and described.

**DESCRIPTION**

FIG. 1 is a front left perspective view of a diagnostic analyzer.  
 FIG. 2 is a front view of the diagnostic analyzer of FIG. 1.  
 FIG. 3 is a rear view of the diagnostic analyzer of FIG. 1.  
 FIG. 4 is a right side view of the diagnostic analyzer of FIG. 1.  
 FIG. 5 is a left side view of the diagnostic analyzer of FIG. 1.  
 FIG. 6 is a top view of the diagnostic analyzer of FIG. 1.  
 FIG. 7 is a bottom view of the diagnostic analyzer of FIG. 1.  
 FIG. 8 is a front left perspective view of a diagnostic analyzer.  
 FIG. 9 is a front view of the diagnostic analyzer of FIG. 8.  
 FIG. 10 is a rear view of the diagnostic analyzer of FIG. 8.  
 FIG. 11 is a right side view of the diagnostic analyzer of FIG. 8.  
 FIG. 12 is a left side view of the diagnostic analyzer of FIG. 8.  
 FIG. 13 is a top view of the diagnostic analyzer of FIG. 8; and,  
 FIG. 14 is a bottom view of the diagnostic analyzer of FIG. 8.  
 The features shown in broken lines form no part of the claimed design.

**1 Claim, 8 Drawing Sheets**



**Related U.S. Application Data**

a continuation of application No. 29/531,578, filed on Jun. 26, 2015, now Pat. No. Des. 777,049.

(58) **Field of Classification Search**

CPC .. G01N 21/00; G01N 21/01; G01N 2201/022;  
 G01N 2201/0221; G01N 2201/0222;  
 G01N 2201/0224; G01N 2201/0225;  
 G01N 2201/0227; G01N 2201/0228;  
 G01N 2201/024; G01N 2201/0245; G01N  
 2021/0112; G01N 21/958; G01N  
 2021/0106–2021/9586; G01N  
 35/00–35/1097; G01N  
 2035/00019–2035/1093; G01N  
 2204/022–2204/0228

See application file for complete search history.

(56) **References Cited**

U.S. PATENT DOCUMENTS

D773,071	S	11/2016	Hakoda	
D777,049	S *	1/2017	Barton	D10/81
D788,617	S *	6/2017	Barton	D10/81
D799,999	S *	10/2017	Barton	D10/81
D800,000	S *	10/2017	Barton	D10/81
D802,156	S *	11/2017	Barton	D24/216
9,997,266	B2 *	6/2018	Zhang	G01N 21/65
D824,536	S *	7/2018	Barton	D24/232
D825,776	S *	8/2018	Quick	D24/232
D830,210	S *	10/2018	Ihara	D10/81

OTHER PUBLICATIONS

Japanese Patent Office, “Notice of Reason for Rejection,” issued in connection with Japanese Design Application No. 2016-19292, dated Nov. 8, 2016, 3 pages.

Japanese Patent Office, “Notice of Reason for Rejection,” issued in connection with Japanese Design Application No. 2016-19291, dated Nov. 8, 2016, 3 pages.

State Intellectual Property Office of China, “Notice of Grant of Patent Right,” issued in connection with Chinese Patent Application No. 201530555258.3, dated Oct. 20, 2016, 5 pages.

Japanese Patent Office, “Notice of Reason for Rejection,” issued in connection with Japanese Design Application No. 2015-28872 dated Jun. 14, 2016, 5 pages.

Office for Harmonization in The Internal Market, “Notification of the Registration of the Community Designs,” issued in connection with European Community Design Nos. 002930230-0001 through 002930230-0029, dated Mar. 17, 2016, 6 pages.

United States Patent and Trademark Office, “Notice of Allowance and Fee(s) Due,” issued in connection with U.S. Appl. No. 29/531,578, dated Sep. 8, 2016, 14 pages.

United States Patent and Trademark Office, “Restriction and/or Election Requirement,” issued in connection with U.S. Appl. No. 29/531,578, dated Jul. 6, 2016, 14 pages.

Japanese Patent Office, “Directive,” issued in connection with Japanese Patent Application No. 2016-19292, dated Mar. 7, 2017, 5 pages.

State Intellectual Property Office of China, “Notice of Grant of Patent Right for a Design,” issued in connection with Chinese Patent Application No. 201630657956.9, dated Jul. 6, 2017, 2 pages.

United States Patent and Trademark Office, “Notice of Allowance and Fee(s) Due,” issued in connection with U.S. Appl. No. 29/587,978, dated Nov. 3, 2017, 8 pages.

United States Patent and Trademark Office, “Notice of Allowance and Fee(s) Due,” issued in connection with U.S. Appl. No. 29/633,295, dated Jan. 17, 2019, 24 pages.

\* cited by examiner

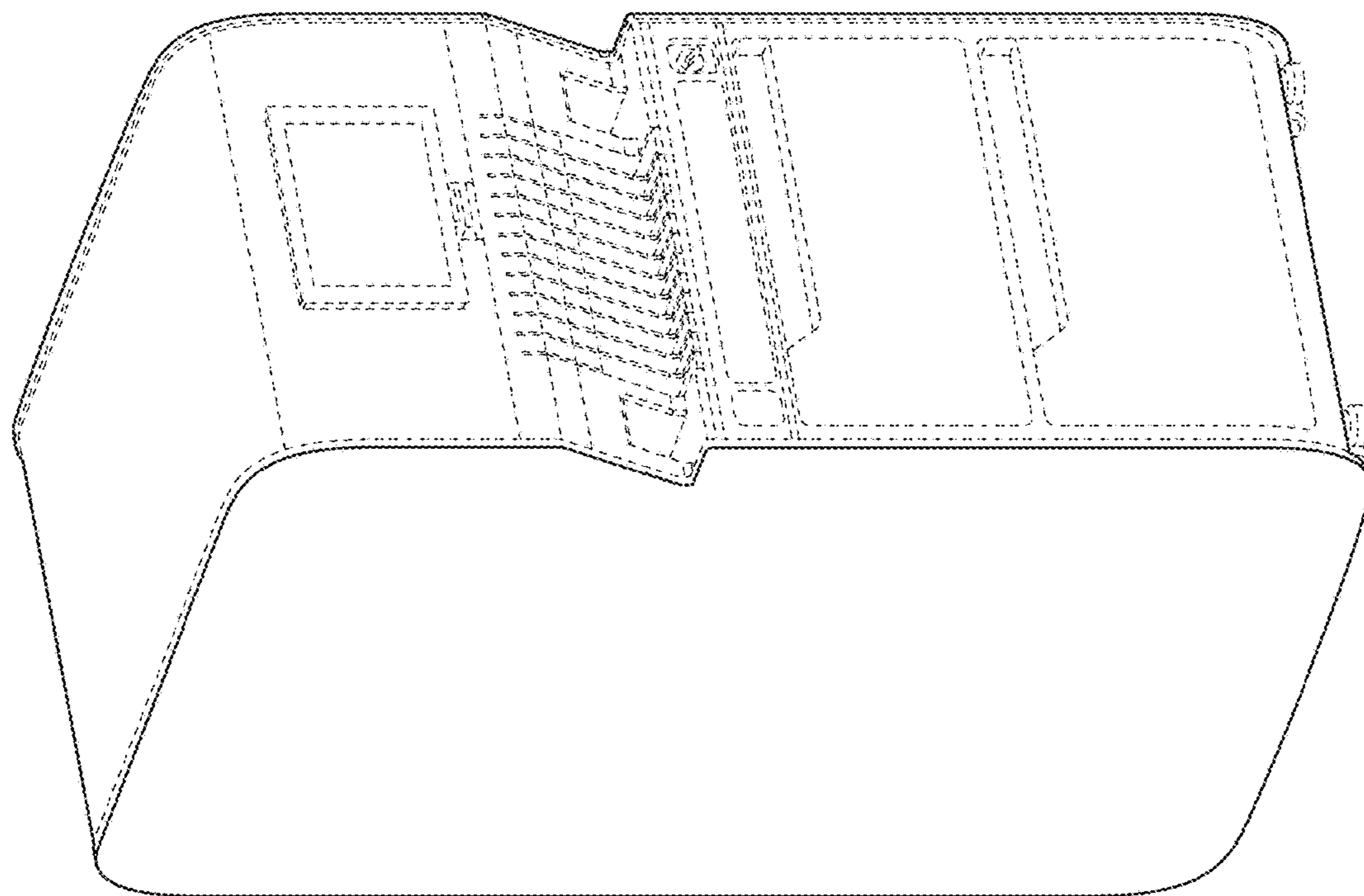


FIG. 1




FIG. 3

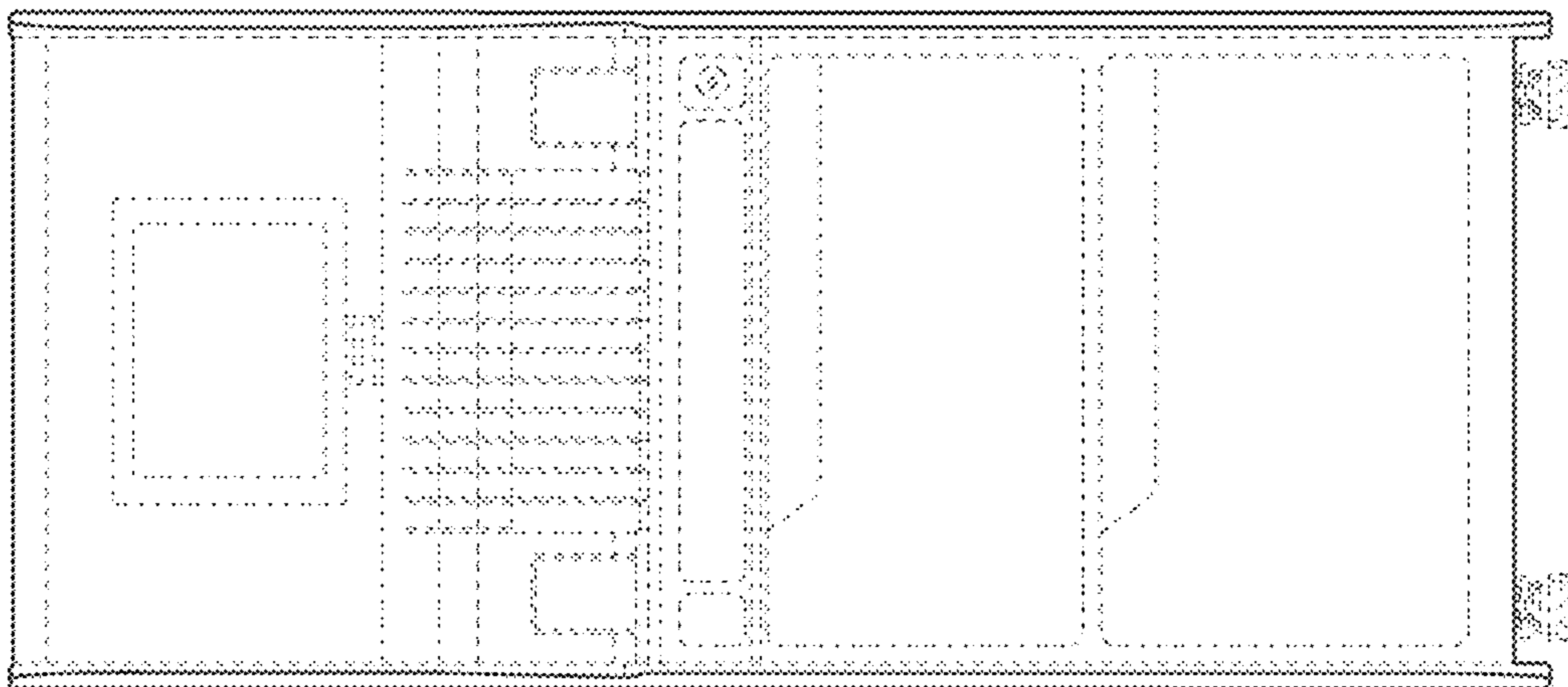


FIG. 2




FIG. 5




FIG. 4




FIG. 7




FIG. 6

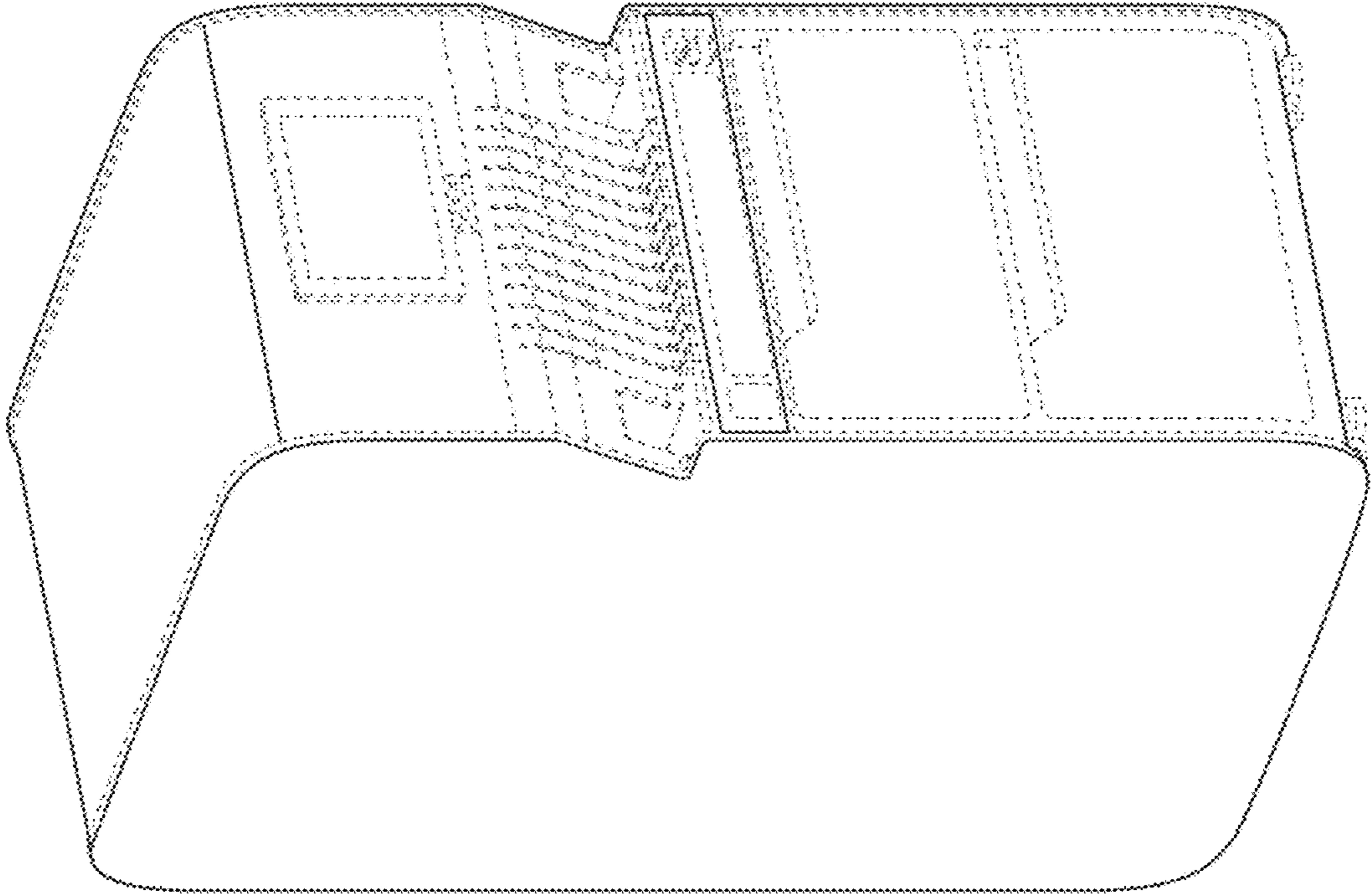


FIG. 8




FIG. 10

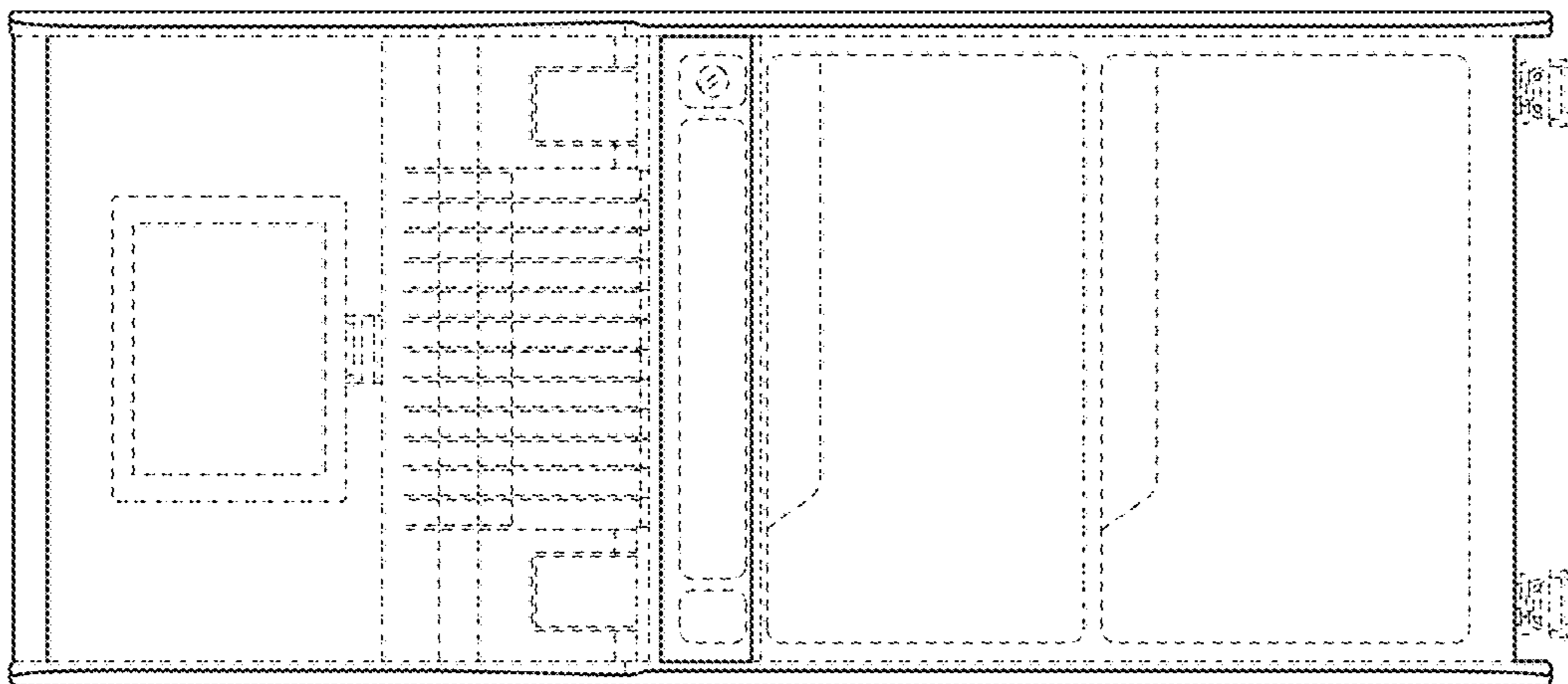


FIG. 9






FIG. 12




FIG. 11




FIG. 14




FIG. 13