

US00D850948S

(12) **United States Design Patent**
Zhan

(10) **Patent No.:** **US D850,948 S**

(45) **Date of Patent:** **** Jun. 11, 2019**

(54) **RULER**

7,302,763 B1 * 12/2007 Matthews E04G 21/1891
33/451

(71) Applicant: **Jinqiang Zhan**, Jinhua (CN)

7,469,485 B1 * 12/2008 Perdue B43L 7/10
33/454

(72) Inventor: **Jinqiang Zhan**, Jinhua (CN)

* cited by examiner

(**) Term: **15 Years**

Primary Examiner — Antoine Duval Davis

(21) Appl. No.: **29/622,830**

(74) *Attorney, Agent, or Firm* — W&K IP (Wayne & King)

(22) Filed: **Oct. 19, 2017**

(30) **Foreign Application Priority Data**

(57) **CLAIM**

Apr. 19, 2017 (CN) 2017 3 0131913

The ornamental design for a ruler, as shown and described.

(51) **LOC (11) Cl.** **10-04**

(52) **U.S. Cl.**

USPC **D10/71; D10/62**

(58) **Field of Classification Search**

USPC D10/62, 71

CPC B43L 7/027; B43L 7/10; B43L 7/12; B43L
7/125; B43L 7/14; G01B 3/14

See application file for complete search history.

DESCRIPTION


FIG. 1 is front view of a ruler, showing my design;
FIG. 2 is a rear view showing my design;
FIG. 3 is a left view showing my design;
FIG. 4 is a right side view showing my design;
FIG. 5 is a top side view showing my design;
FIG. 6 is a bottom plan view showing my design; and,
FIG. 7 is a reference view thereof that the rule can be stretched.

(56) **References Cited**

U.S. PATENT DOCUMENTS

D432,928 S * 10/2000 Garrett D10/71
6,553,683 B1 * 4/2003 Klass E04F 21/0076
33/1 AP

1 Claim, 5 Drawing Sheets



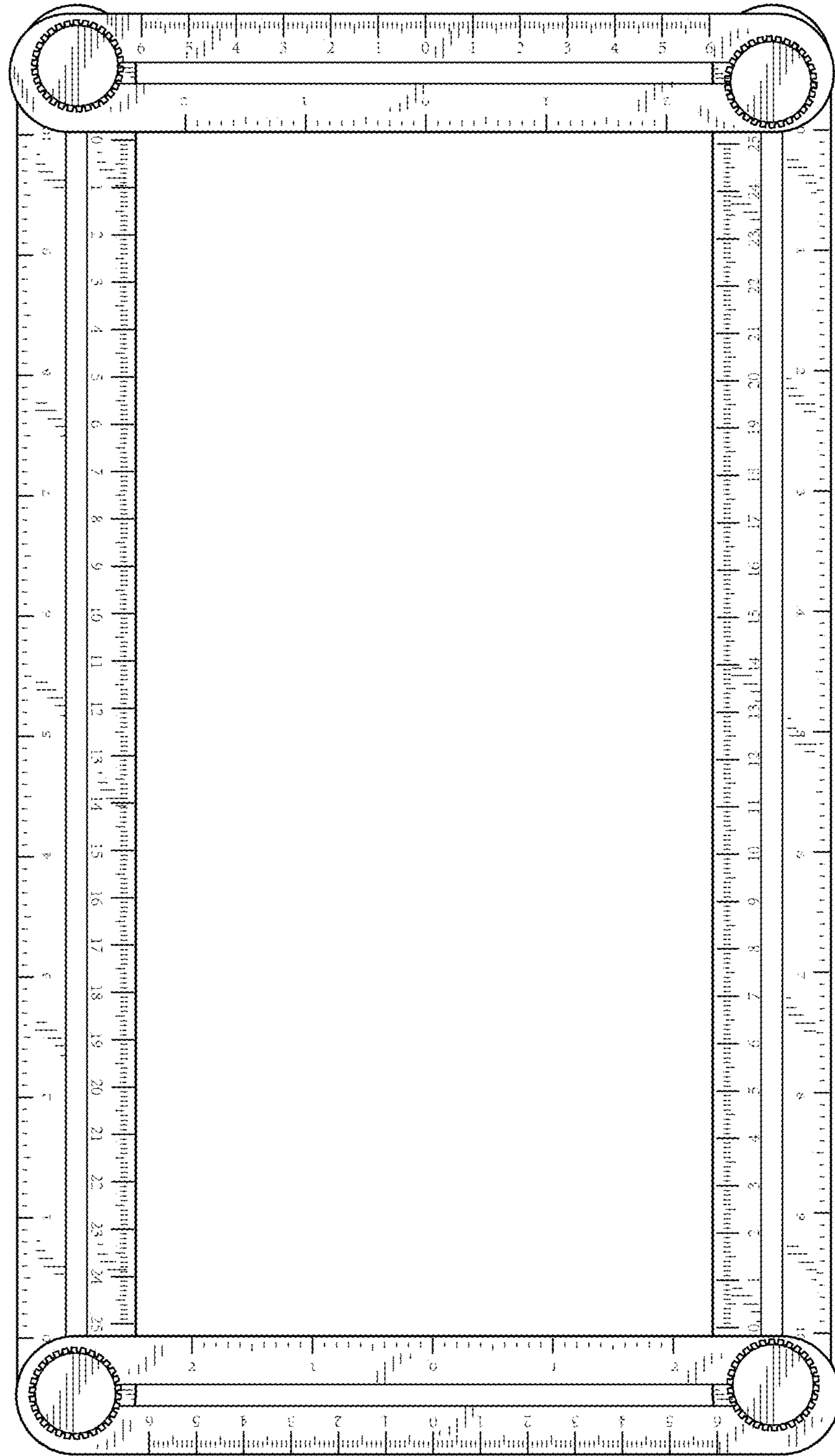


FIG. 1




FIG.2

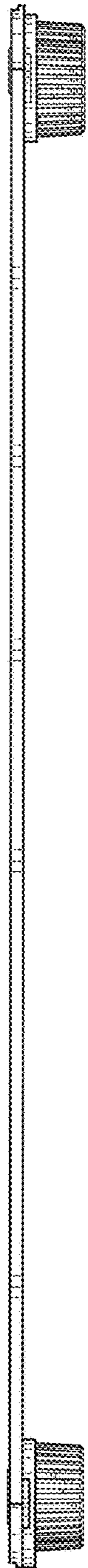


FIG.3



FIG.4




FIG. 5

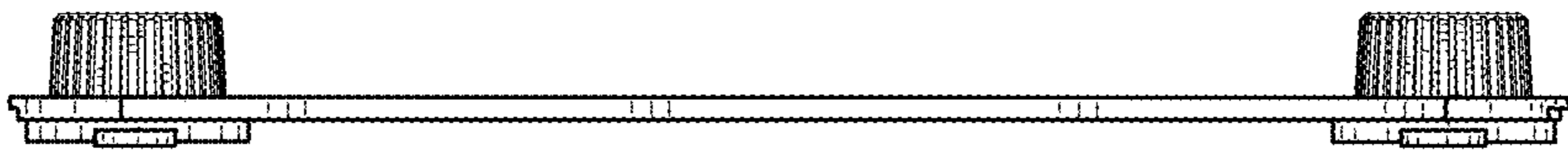


FIG. 6

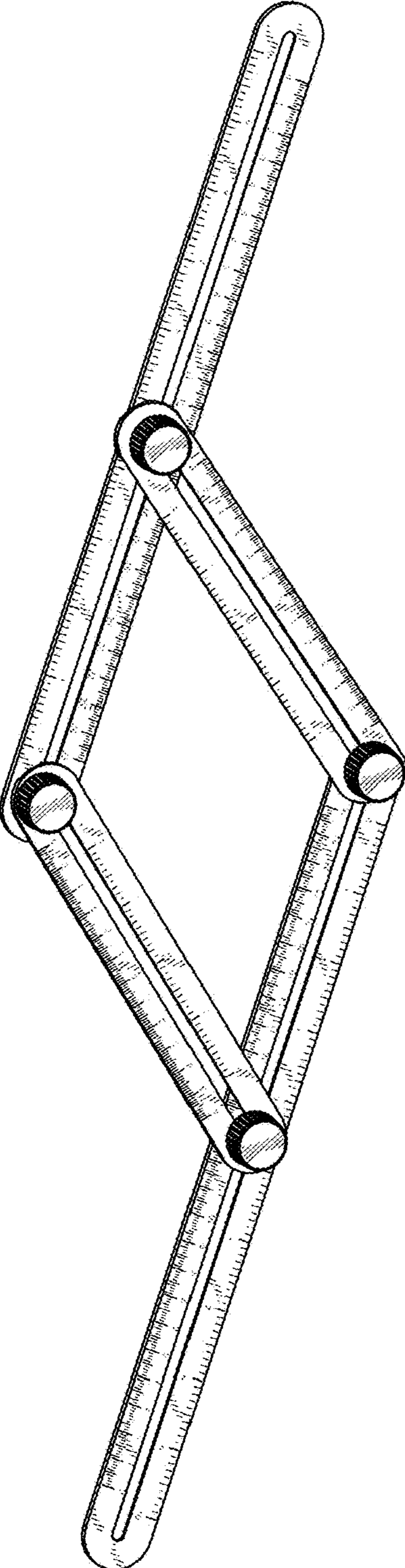


FIG.7