



US00D850944S

(12) **United States Design Patent**
Eun et al.

(10) **Patent No.:** **US D850,944 S**

(45) **Date of Patent:** **** Jun. 11, 2019**

(54) **DIGITAL STAFF**

(71) Applicant: **Incheon Survey Instrument Co., Ltd.**,
Incheon (KR)

(72) Inventors: **Hi Song Eun**, Incheon (KR); **Dae Hyun Lee**, Seoul (KR); **Yun Kyu Lee**, Seoul (KR); **Hee Chul Shin**, Seoul (KR)

(73) Assignee: **INCHEON SURVEY INSTRUMENT CO., LTD.**, Incheon (KR)

(**) Term: **15 Years**

(21) Appl. No.: **29/629,719**

(22) Filed: **Dec. 15, 2017**

(30) **Foreign Application Priority Data**

Nov. 29, 2017 (KR) 30-2017-0056113

(51) **LOC (11) Cl.** **10-04**

(52) **U.S. Cl.**
USPC **D10/70**

(58) **Field of Classification Search**
USPC D10/46, 70, 74
CPC . G01C 3/16; G01C 3/32; G01C 15/02; G01C 15/04; G01C 15/06; G01C 15/08
See application file for complete search history.

(56) **References Cited**

U.S. PATENT DOCUMENTS

D735,595 S * 8/2015 White D10/74
10,168,153 B2 * 1/2019 Grasser G01C 15/06

* cited by examiner

Primary Examiner — Antoine Duval Davis

(74) *Attorney, Agent, or Firm* — Lex IP Meister, PLLC

(57) **CLAIM**

The ornamental design for a digital staff, as shown and described.

DESCRIPTION

FIG. 1 is a perspective view of a digital staff showing my new design;

FIG. 2 is a front elevational view thereof;

FIG. 3 is a rear elevational view thereof;

FIG. 4 is a left side elevational view thereof;

FIG. 5 is a right elevational view thereof;

FIG. 6 is a top plan view thereof; and,

FIG. 7 is a bottom plan view thereof.

1 Claim, 7 Drawing Sheets

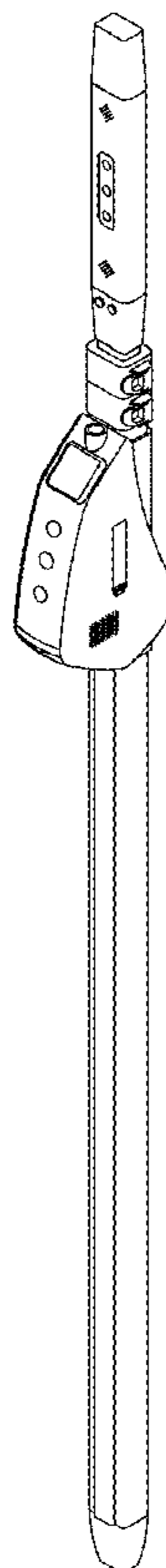


FIG. 1

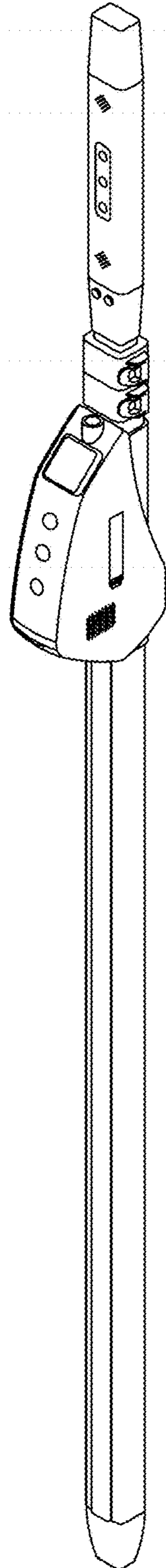


FIG. 2

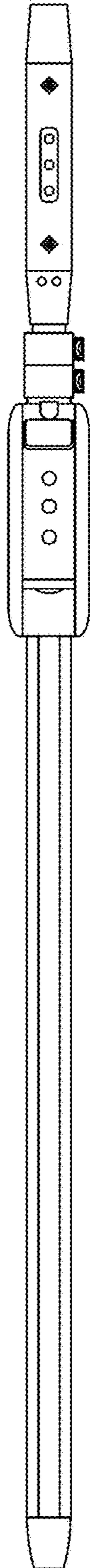


FIG. 3




FIG. 4




FIG. 5




FIG. 6

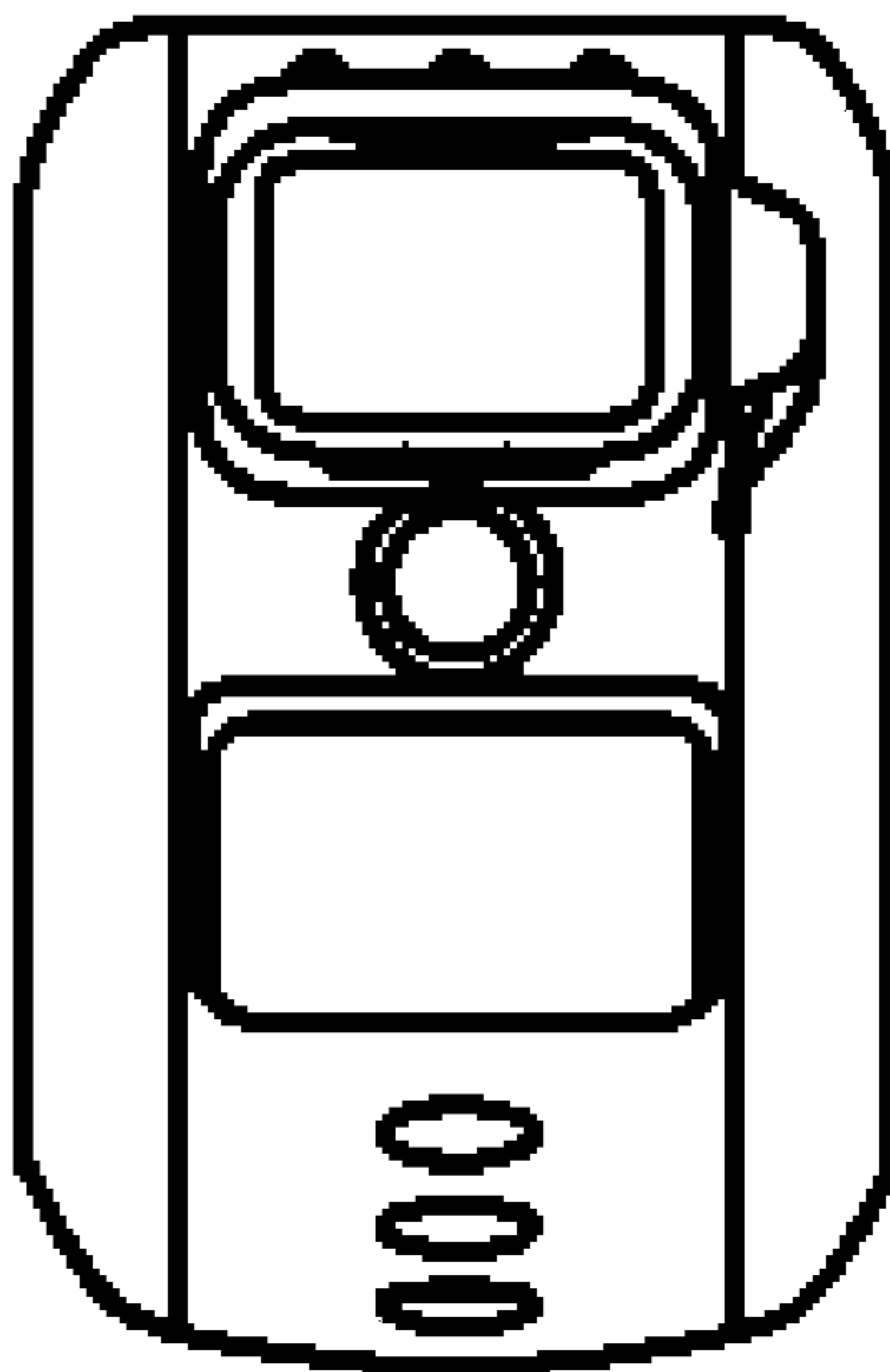


FIG. 7

