



US00D850923S

(12) **United States Design Patent**
Song et al.

(10) **Patent No.: US D850,923 S**

(45) **Date of Patent: ** *Jun. 11, 2019**

(54) **GROUND PAPER FOR FOOD PACKING**

(71) Applicant: **CJ CHEILJEDANG CORPORATION**, Seoul (KR)

(72) Inventors: **Chae Won Song**, Seoul (KR); **Kang Kook Lee**, Seoul (KR); **Eun Young Lee**, Seoul (KR); **In Sun Jung**, Seoul (KR)

(73) Assignee: **CJ CHEILJEDANG CORPORATION**, Seoul (KR)

(*) Notice: This patent is subject to a terminal disclaimer.

(**) Term: **15 Years**

(21) Appl. No.: **29/640,697**

(22) Filed: **Mar. 16, 2018**

(51) **LOC (11) Cl.** **09-01**

(52) **U.S. Cl.**
USPC **D9/643; D9/711**

(58) **Field of Classification Search**
USPC D3/270, 271.1–271.4; D7/510, 514–520, D7/599, 604, 613, 619.2, 623, 628; D9/600, 643–647, 652, 711–712, D9/414–418, 430–434; 206/457, 459.5, 206/527; 215/381–384, 400
CPC B65D 5/42; B65D 5/4258; B65D 81/60; B65D 81/365; B65D 81/366; B65D 81/368; B65D 2203/00; B65D 2203/02; B65D 37/00; B65D 77/00; B65D 97/00; B65D 75/14; B65D 71/20; A63H 33/16
See application file for complete search history.

(56) **References Cited**

U.S. PATENT DOCUMENTS

3,443,681 A * 5/1969 Wysocki B65D 71/20
206/434
8,272,559 B2 * 9/2012 Sutherland B65D 75/14
206/784

D673,054 S * 12/2012 Kim D9/643
D675,929 S * 2/2013 Park D9/643
D676,332 S * 2/2013 Kim D9/643
D693,242 S * 11/2013 Birchmeier D9/711
D742,759 S * 11/2015 Ryan D9/711
D769,732 S * 10/2016 Shoshan B65D 75/14
D9/711
D798,736 S * 10/2017 Shoshan B65D 71/20
D9/711

* cited by examiner

Primary Examiner — Sandra L Morris

(74) *Attorney, Agent, or Firm* — Leydig Voit & Mayer

(57) **CLAIM**

The ornamental design for a ground paper for food packing, as shown and described.

DESCRIPTION

The patent or application file contains at least one drawing executed in color. Copies of this patent or patent application publication with color drawing(s) will be provided by the Office upon request and payment of the necessary fee.

FIG. 1 is a perspective view of a ground paper for food packing showing our new design.

FIG. 2 is a front elevational view thereof;

FIG. 3 is a rear elevational view thereof;

FIG. 4 is a left side elevational view thereof;

FIG. 5 is a right side elevational view thereof;

FIG. 6 is a top plan view thereof;

FIG. 7 is a bottom plan view thereof; and,

FIG. 8 is another perspective view thereof.

1 Claim, 8 Drawing Sheets
(6 of 8 Drawing Sheet(s) Filed in Color)






FIG. 1



FIG. 2



FIG. 3

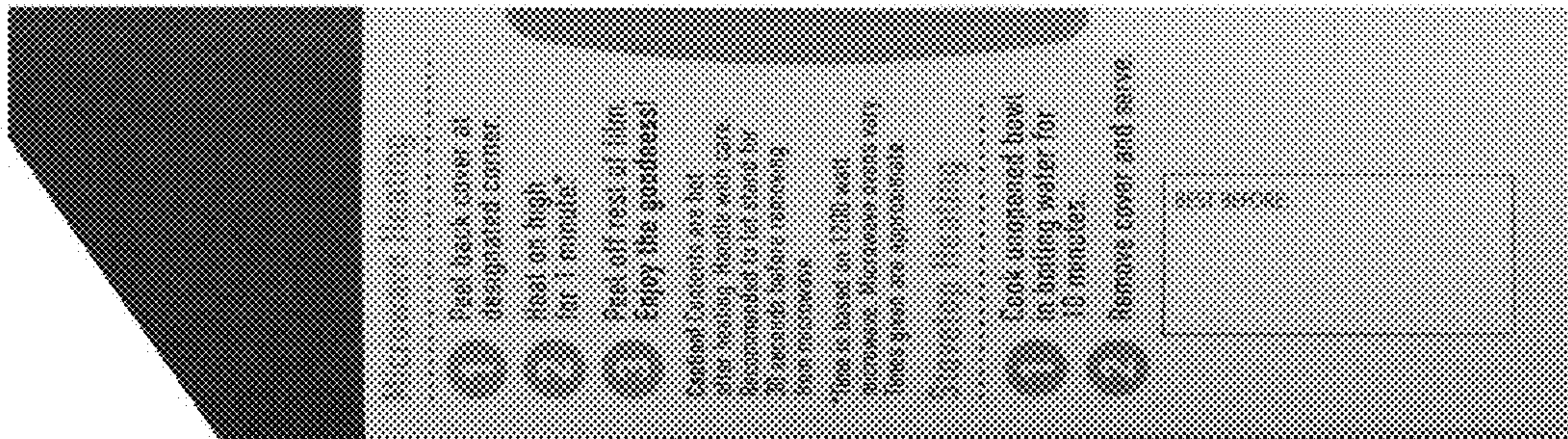


FIG. 4




FIG. 5



FIG. 6

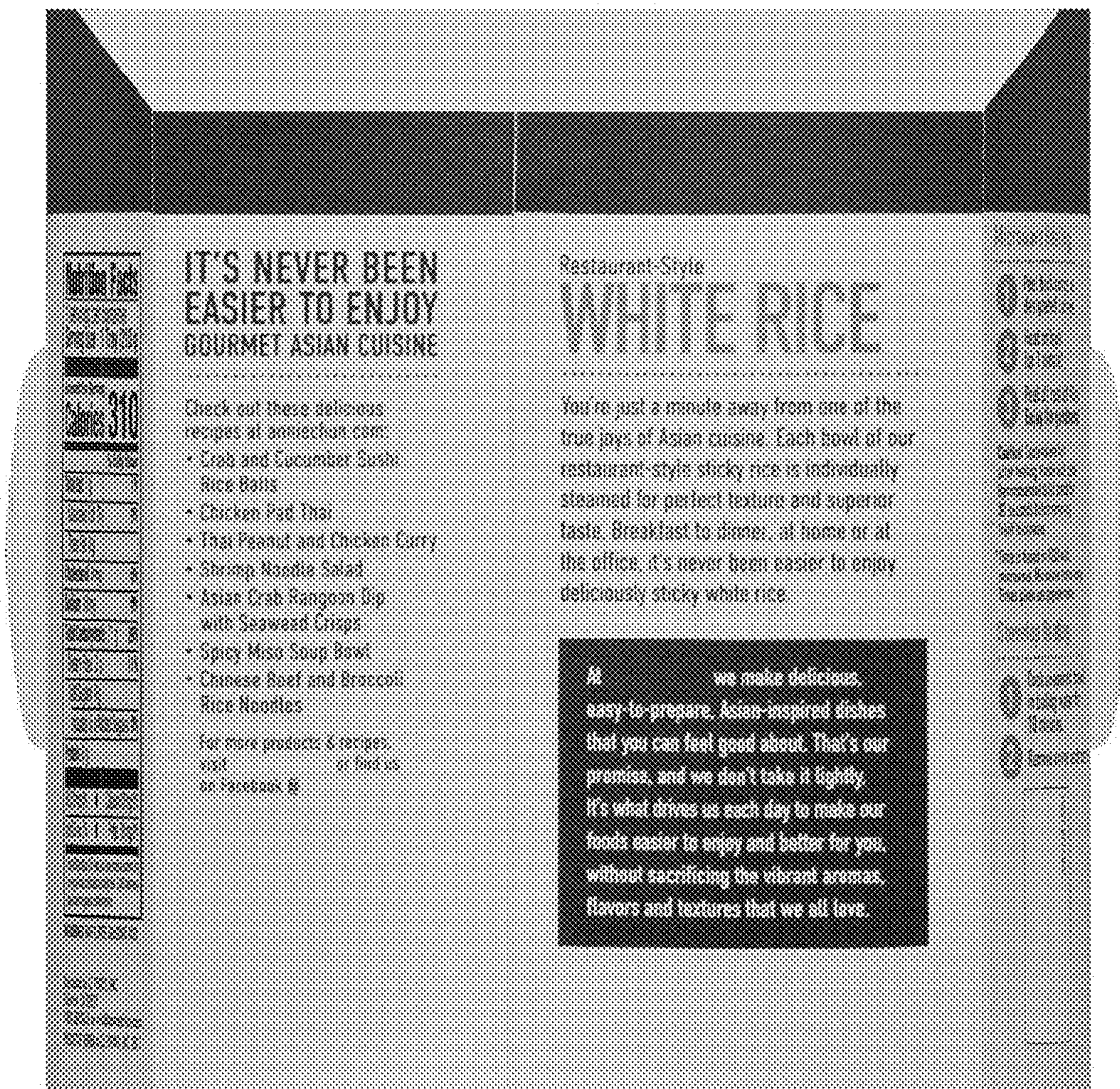


FIG. 7




FIG. 8