



US00D850873S

(12) **United States Design Patent** (10) **Patent No.:** **US D850,873 S**
Grolimund et al. (45) **Date of Patent:** **** Jun. 11, 2019**

(54) **SAW BLADE**

FOREIGN PATENT DOCUMENTS

(71) Applicant: **Robert Bosch GmbH**, Stuttgart (DE)

DE 878270 C * 6/1953 B23D 51/025
DE 102008001399 A1 * 10/2009 B23D 51/00

(72) Inventors: **Daniel Grolimund**, Zuchwil (CH); **Urs Karlen**, Stalden (CH); **Martin Kocher**, Solothurn (CH); **Wilfried Kern**, Deitingen (CH); **Damian Brantschen**, St. Niklaus (CH)

(Continued)

Primary Examiner — Wan Laymon

Assistant Examiner — Clint A Samuel

(74) *Attorney, Agent, or Firm* — Maginot, Moore & Beck LLP

(73) Assignee: **Robert Bosch GmbH**, Stuttgart (DE)

(57) **CLAIM**

The ornamental design for a saw blade, as shown and described.

(**) Term: **15 Years**

DESCRIPTION

(21) Appl. No.: **29/614,815**

Cross reference is made to copending U.S. design patent application Ser. No. 29/614,811 entitled "Saw Blade" by Grolimund et al., filed on Aug. 23, 2017.

(22) Filed: **Aug. 23, 2017**

FIG. 1 is a perspective view of a saw blade showing our new design;

(30) **Foreign Application Priority Data**

Feb. 24, 2017 (EM) 003766013

FIG. 2 is a left side elevational view of the saw blade of FIG. 1;

(51) **LOC (11) Cl.** **08-03**

FIG. 3 is an enlarged detail view of a portion of the saw blade in the identified area of FIG. 2;

(52) **U.S. Cl.**
USPC **D8/20**

FIG. 4 is a right side elevational view of the saw blade of FIG. 1;

(58) **Field of Classification Search**

USPC ... D8/5, 8, 9, 19, 20, 55, 64, 70, 92, 95, 98;
D7/649-653, 662, 663; D15/127, 133,
D15/134, 138, 139; D24/133, 146, 147,
D24/149; 30/165, 166.3, 262, 346,
30/346.56, 355; 83/835, 846, 853-855

FIG. 5 is an enlarged detail view of a portion of the saw blade in the identified area of FIG. 4;

FIG. 6 is a bottom plan view of the saw blade of FIG. 1;

FIG. 7 is a top plan view of the saw blade of FIG. 1;

FIG. 8 is a front elevational view of the saw blade of FIG. 1; and,

FIG. 9 is a rear elevational view of the saw blade of FIG. 1.

(Continued)

The dashed broken lines shown in the drawings illustrate portions of the saw blade that form no part of the claimed design. The dot-dash broken lines shown in the drawings illustrate a boundary line and form no part of the claimed design. The dot-dot-dash broken lines shown in the drawings identify the enlarged detail views of FIGS. 3 and 5 and form no part of the claimed design.

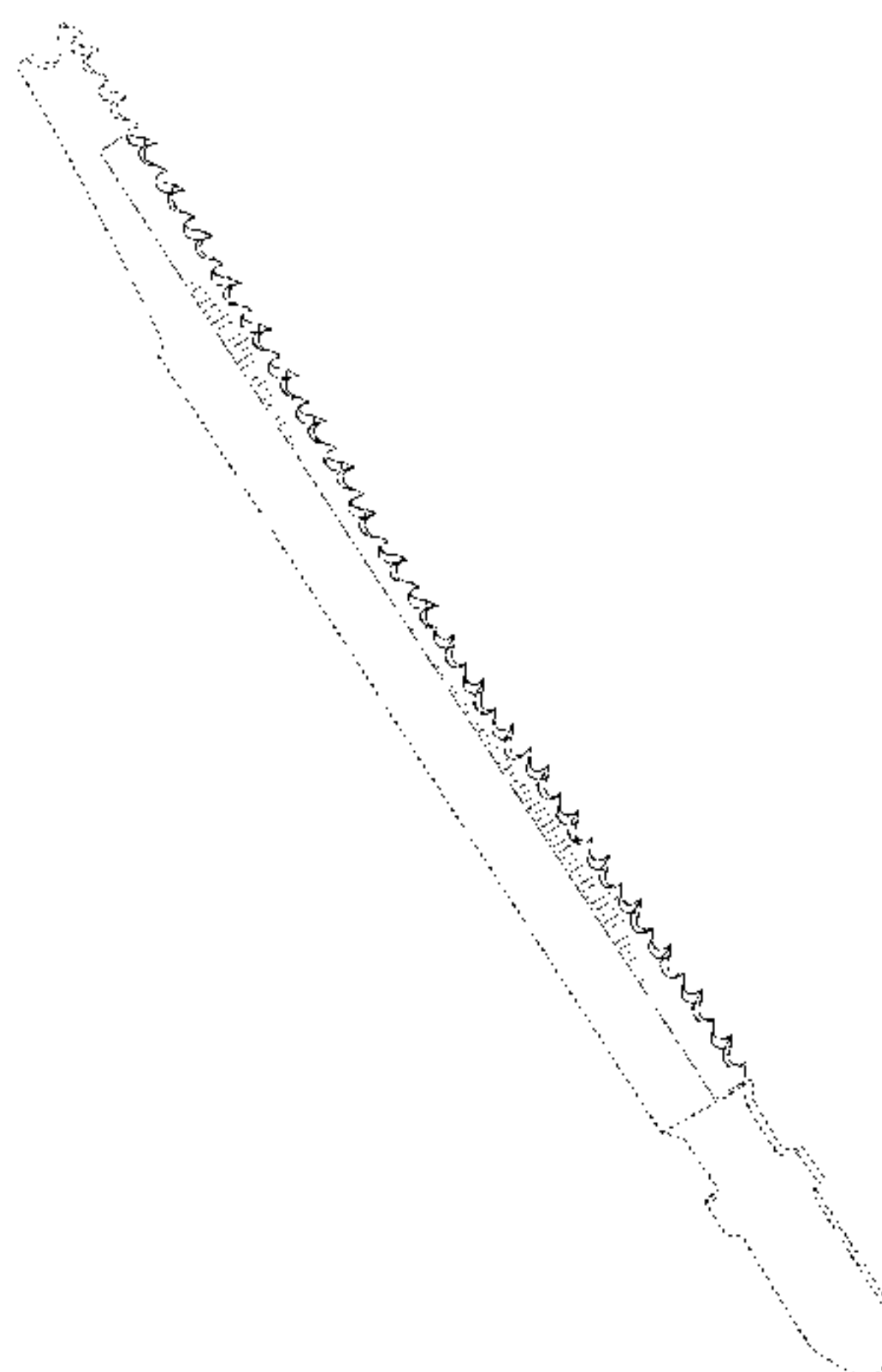
(56) **References Cited**

U.S. PATENT DOCUMENTS

D392,164 S * 3/1998 Bomgaars, Jr. D8/9
D415,401 S * 10/1999 Imboden D8/70

(Continued)

1 Claim, 9 Drawing Sheets



(58) **Field of Classification Search**

CPC B23D 61/00; B23D 61/12; B23D 61/025;
 B23D 61/121; B23D 61/123; B23D
 61/126; B23D 61/128; B23D 49/10;
 B23D 49/13; B23D 49/002; B23D
 49/007; B23D 51/00; B23D 51/10; A61B
 17/1637; Y10T 83/9319; Y10T 83/9346;
 Y10T 83/9358; Y10T 83/9365

See application file for complete search history.

(56) **References Cited**

U.S. PATENT DOCUMENTS

D465,138 S * 11/2002 Raines D8/20
 D482,945 S * 12/2003 Grolimund D8/20
 D527,233 S * 8/2006 Burke, III D8/20
 D551,923 S * 10/2007 Ammann D8/20
 D586,633 S * 2/2009 Taylor D8/20
 D589,772 S * 4/2009 Ping D8/70
 D606,820 S * 12/2009 Burke, III D8/20
 D623,490 S * 9/2010 Lauber D8/20
 D629,270 S * 12/2010 Evatt D8/20
 D641,766 S * 7/2011 Hashimoto D15/133
 D686,049 S * 7/2013 Ji D8/20
 D686,470 S * 7/2013 Ji D8/20
 D687,276 S * 8/2013 Ji D8/20
 D688,543 S * 8/2013 Neitzell D8/20
 D706,099 S * 6/2014 Neitzell D8/20

D714,602 S * 10/2014 Fosberg, Jr. D8/20
 D720,585 S * 1/2015 Gardner D8/20
 D725,450 S * 3/2015 Hampton D8/20
 D732,914 S * 6/2015 Hampton D8/20
 D744,794 S * 12/2015 Elliston B23D 61/126
 D8/20
 2006/0016315 A1 * 1/2006 Zorich B23D 61/025
 83/835
 2006/0174495 A1 * 8/2006 Jumior B23D 51/10
 30/339
 2009/0144992 A1 * 6/2009 Bucks B23D 61/121
 30/355
 2009/0145280 A1 * 6/2009 Bucks B23D 61/121
 83/835
 2013/0180375 A1 * 7/2013 Rearick B23D 61/121
 83/849
 2016/0250699 A1 * 9/2016 Bucks B23D 61/121
 83/835
 2017/0120356 A1 * 5/2017 George B23D 61/121
 2017/0326661 A1 * 11/2017 Butzen B23D 61/123

FOREIGN PATENT DOCUMENTS

DE 102012205041 A1 * 10/2013 B23B 51/0406
 DE 102012215456 A1 * 3/2014 B23D 61/12
 DE 202014007868 U1 * 11/2014 B27B 21/04
 DE 202015008046 U1 * 1/2016 B23D 61/121
 WO WO-2009024379 A1 * 2/2009 B23D 61/121

* cited by examiner

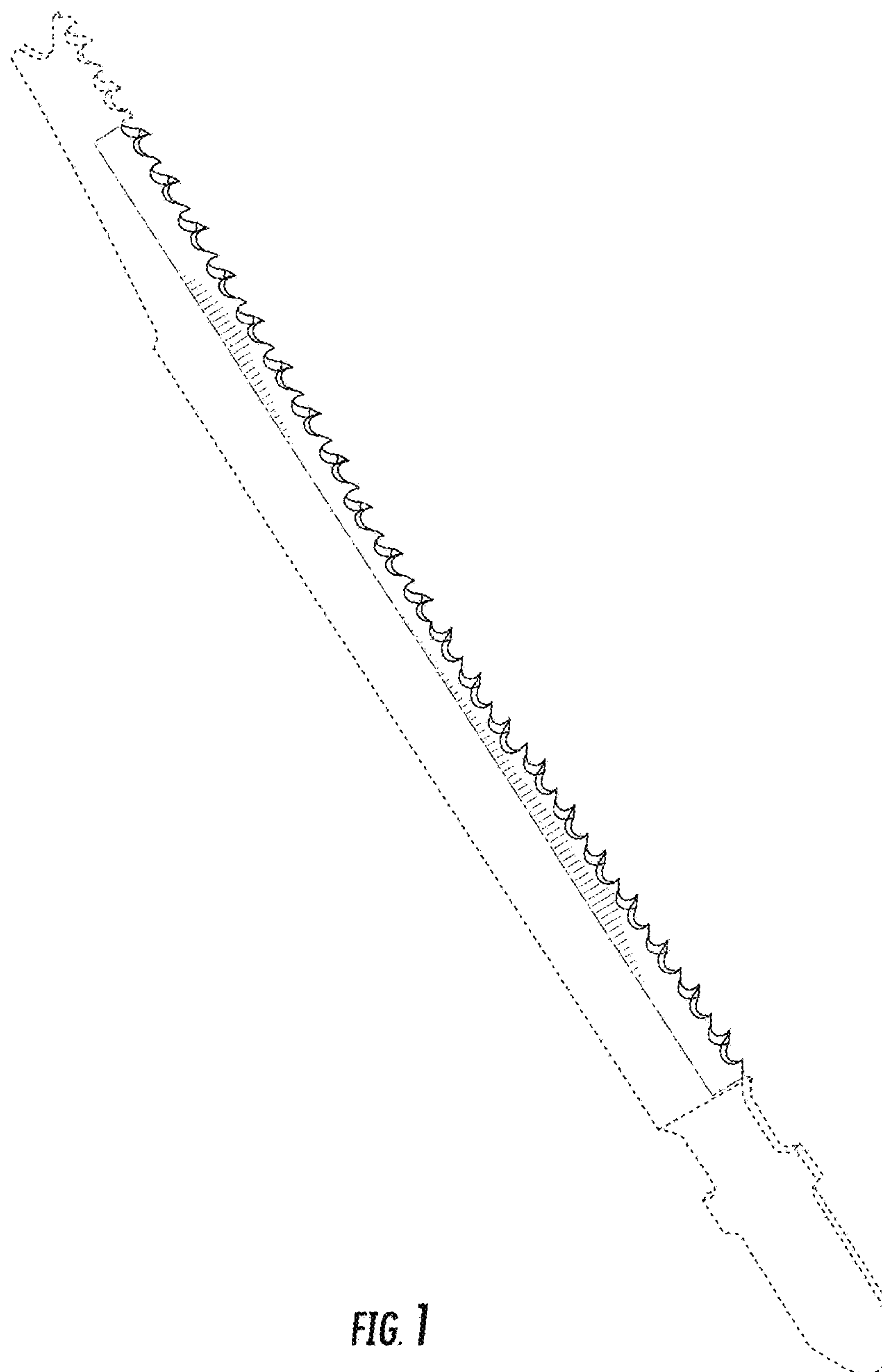


FIG. 1

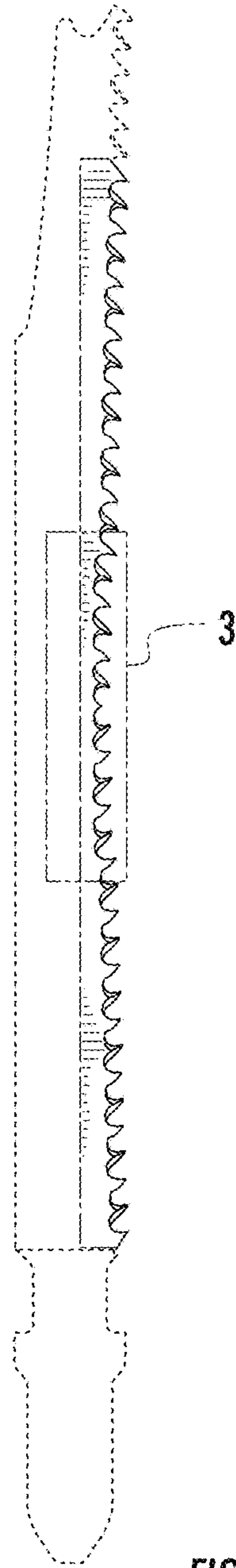


FIG. 2

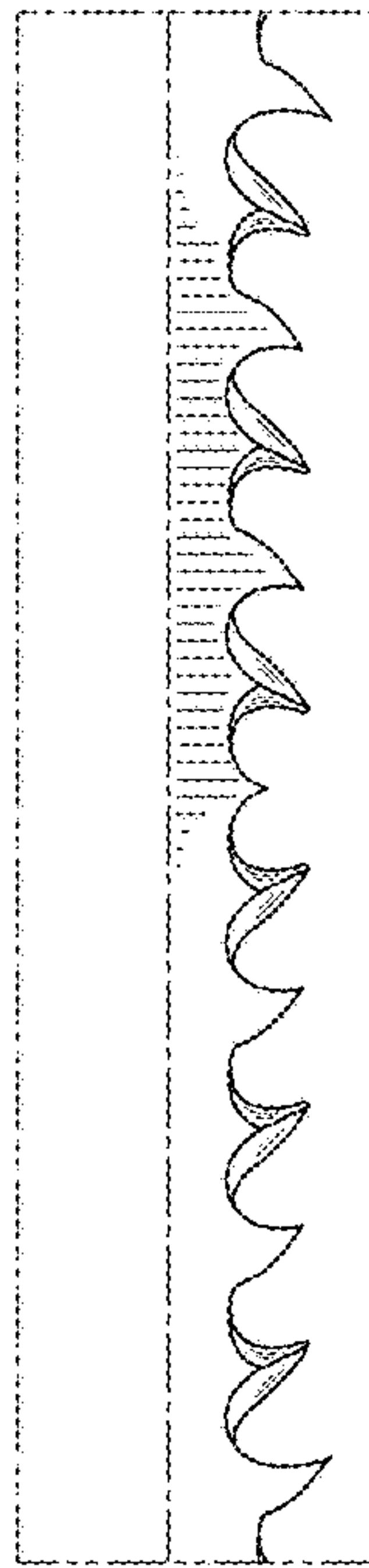


FIG. 3

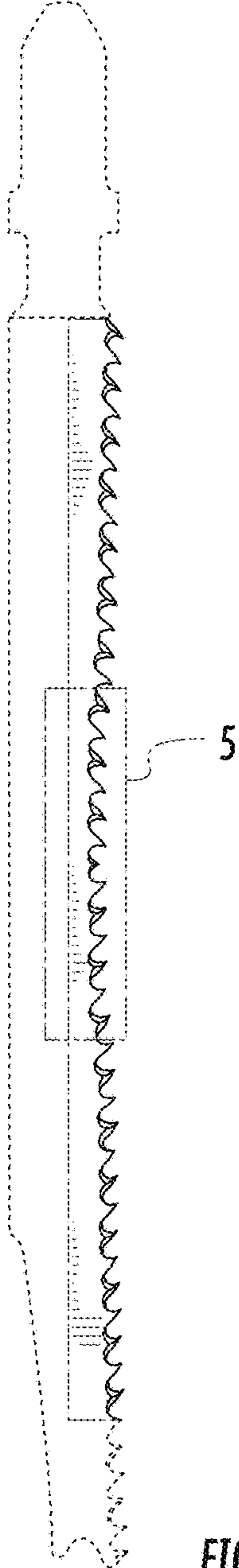


FIG. 4

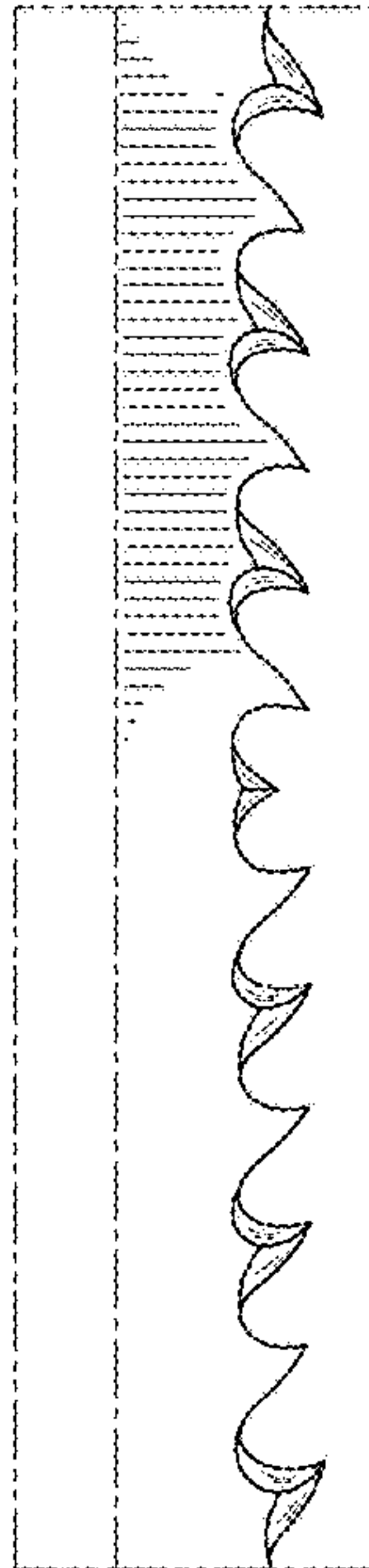


FIG. 5



FIG. 6




FIG. 7




FIG. 8

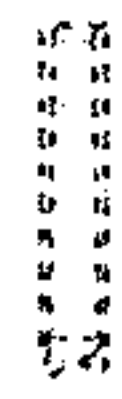


FIG. 9