



US00D850851S

(12) **United States Design Patent**  
**Estabrooks**

(10) **Patent No.:** **US D850,851 S**

(45) **Date of Patent:** **\*\* Jun. 11, 2019**

(54) **FLATWARE HANDLE**

(71) Applicant: **Lifetime Brands, Inc.**, Garden City,  
NY (US)

(72) Inventor: **Donald N. Estabrooks**, Salisbury, MA  
(US)

(73) Assignee: **Lifetime Brands, Inc.**, Garden City,  
NY (US)

(\*\*) Term: **15 Years**

(21) Appl. No.: **29/623,163**

(22) Filed: **Oct. 23, 2017**

(51) **LOC (11) Cl.** ..... **07-03**

(52) **U.S. Cl.**  
USPC ..... **D7/401.2; D7/642; D7/645; D7/653**

(58) **Field of Classification Search**  
USPC ..... D7/368, 401.2, 642-645, 653-664, 669,  
D7/675-677, 683, 688-689, 691;  
D8/107, 300-301; D22/117-118  
CPC ... A01D 9/02; A01D 9/04; A01D 9/06; A47G  
21/00; A47G 21/004; A47G 21/005;  
A47G 21/02; A47G 21/023; A47G 21/04;  
A47G 21/06; A47G 21/08; A47J 43/28;  
A47J 43/281; A47J 43/282; A61F 13/10;  
A61J 7/0023; B25G 1/00; B25G 1/01;  
B25G 1/02; B25G 3/00; B65D 75/56;  
B65D 75/563; B65D 75/566; B67B 7/00;  
B67B 7/724; B67B 7/73  
See application file for complete search history.

(56) **References Cited**

**U.S. PATENT DOCUMENTS**

D185,679 S \* 7/1959 Rector ..... D7/662  
D431,758 S \* 10/2000 Junko ..... D7/653

D448,255 S \* 9/2001 Shane-Schuldt ..... D7/653  
D489,581 S \* 5/2004 Shane-Schuldt ..... D7/653  
D512,280 S \* 12/2005 Ito ..... D7/653  
D535,531 S \* 1/2007 Shane-Schuldt ..... D7/653  
D550,520 S \* 9/2007 Ito ..... D7/653  
D554,444 S \* 11/2007 Ito ..... D7/653  
D613,115 S \* 4/2010 Holcomb ..... D7/401.2  
D618,055 S \* 6/2010 Richmond ..... D7/401.2  
D647,758 S \* 11/2011 Sullivan ..... D7/401.2  
D657,190 S \* 4/2012 Shane-Schuldt ..... D7/401.2  
D662,772 S \* 7/2012 Holcomb ..... D7/401.2

\* cited by examiner

*Primary Examiner* — Ricky Pham

(74) *Attorney, Agent, or Firm* — Tutunjian & Bitetto, P.C.

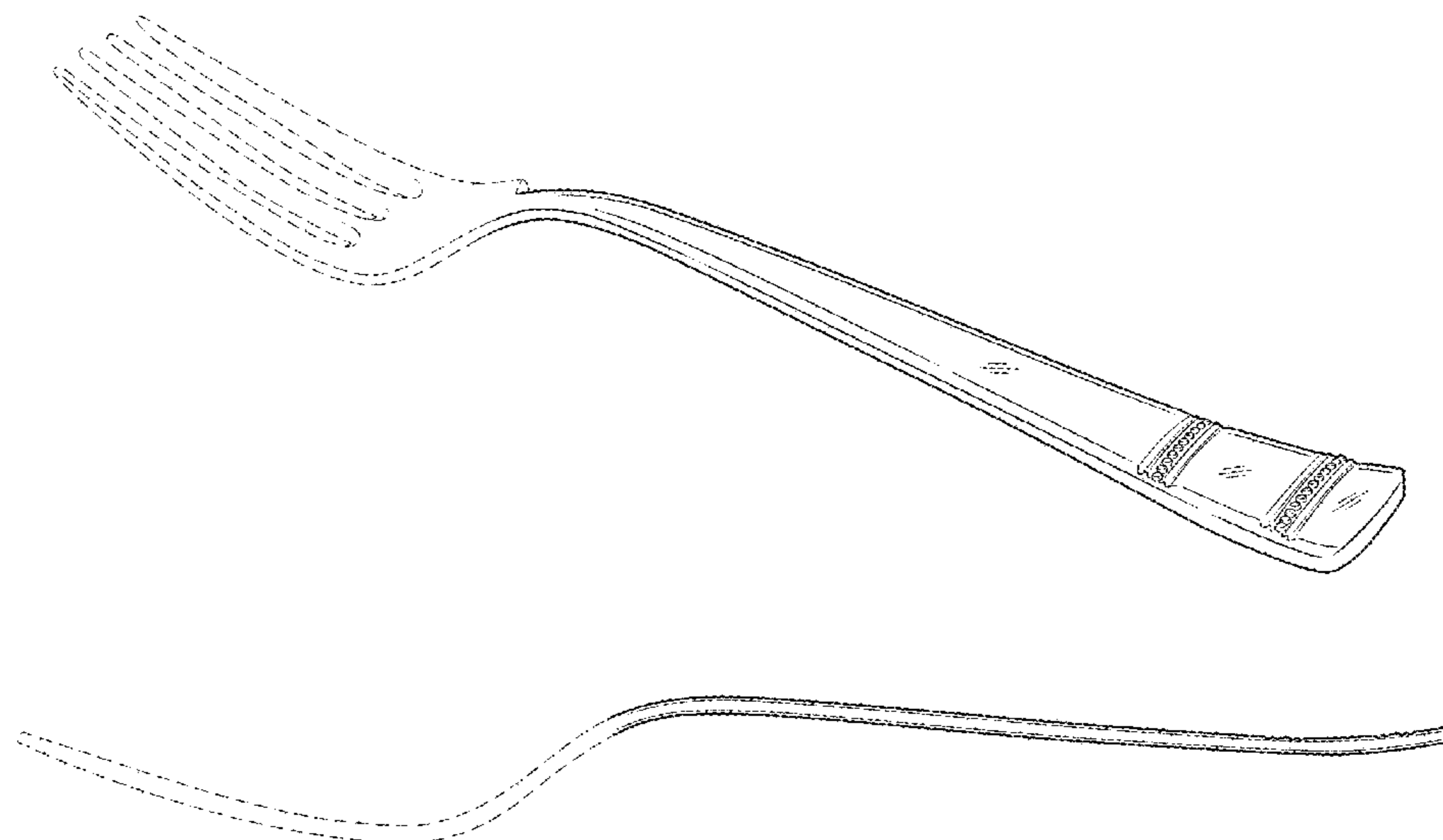
(57) **CLAIM**

The ornamental design for a flatware handle, as shown and described.

**DESCRIPTION**

FIG. 1 is a perspective view of the flatware handle showing my new design;  
FIG. 2 is a top view thereof;  
FIG. 3 is a bottom view thereof;  
FIG. 4 is a left side view thereof, the right side being a mirror image of the left side;  
FIG. 5 is a rear view thereof; and,  
FIG. 6 is a front view thereof.  
The broken lines in the Figures are for illustrative purposes only and form no part of the claimed design.

**1 Claim, 2 Drawing Sheets**



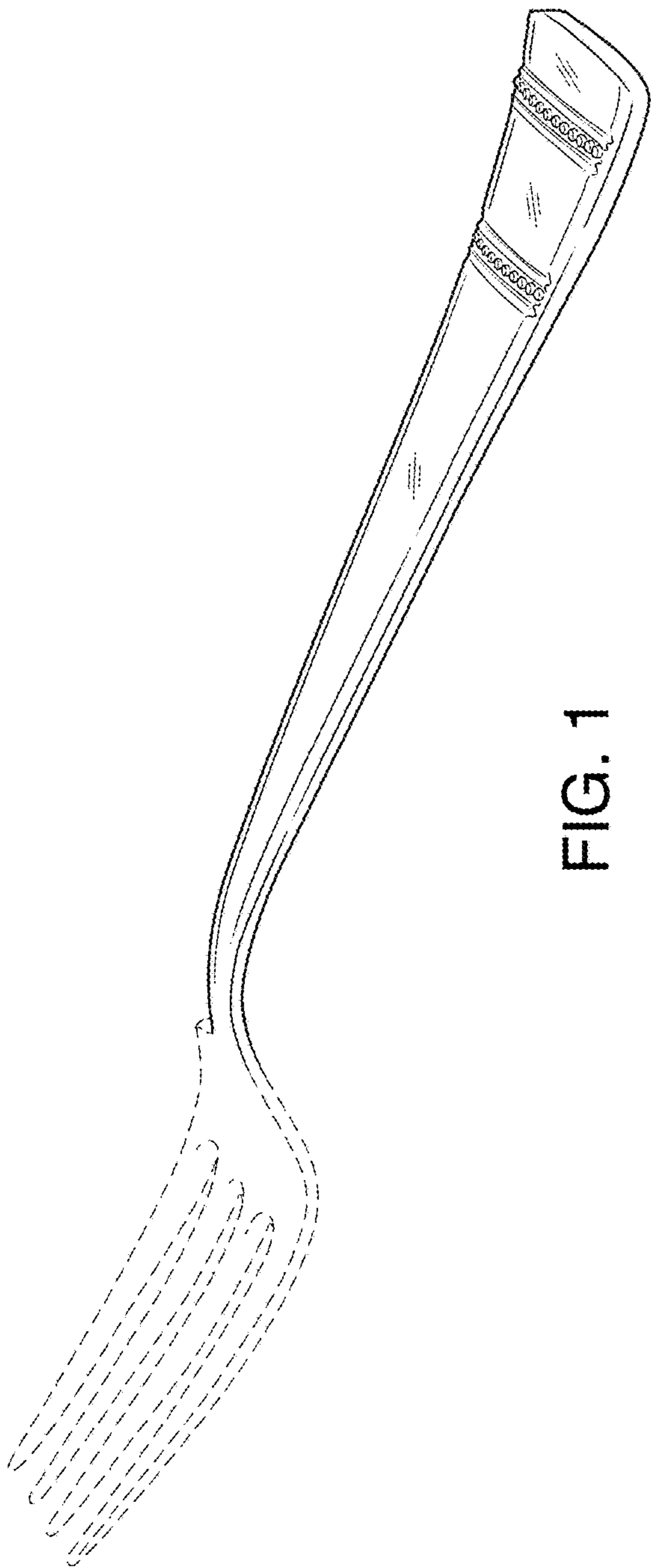


FIG. 1

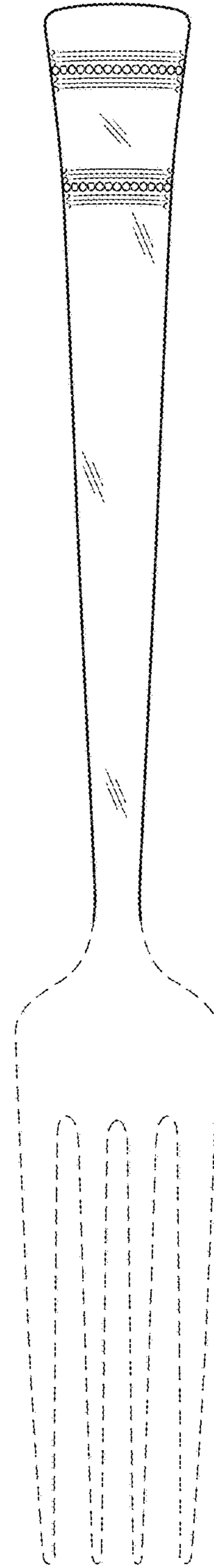


FIG. 2

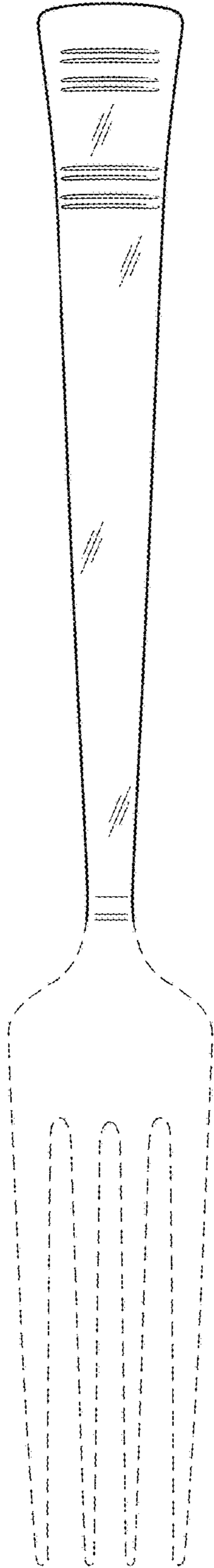


FIG. 3



FIG. 4

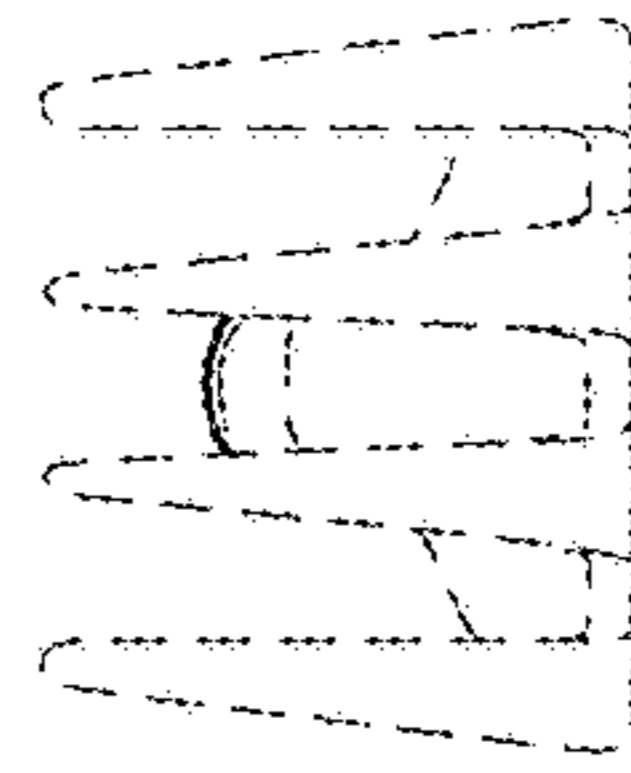


FIG. 6



FIG. 5