



US00D850834S

(12) **United States Design Patent** (10) **Patent No.:** **US D850,834 S**
Read et al. (45) **Date of Patent:** **** Jun. 11, 2019**

(54) **CHAIR**

CPC A47C 3/04; A47C 4/02; A47C 4/03; A47C 3/12; A47C 5/12; A47C 7/16; A47C 5/04
See application file for complete search history.

(71) Applicant: **Herman Miller Limited**, Chippenham (GB)

(56) **References Cited**

(72) Inventors: **David Read**, Chippenham (GB); **Ralph Farrer**, Chippenham (GB); **Nick Savage**, Chippenham (GB); **Richard John Stevens**, London (GB); **Joohee Lee**, London (GB)

U.S. PATENT DOCUMENTS

D549,018 S *	8/2007	Glass	D6/716
D638,232 S *	5/2011	Roy	D6/376
D689,297 S *	9/2013	Su	D6/376
D741,078 S *	10/2015	Chiaramonte	D6/375
D776,447 S *	1/2017	Pevere	D6/375
D785,965 S *	5/2017	Ye	D6/380
D787,217 S *	5/2017	Lin	D6/376
D799,234 S *	10/2017	Mao	D6/380
D808,677 S *	1/2018	Grabowski	D6/375
D818,286 S *	5/2018	Galiotto	D6/375

(73) Assignee: **HERMAN MILLER LIMITED**, Chippenham (GB)

(**) Term: **15 Years**

* cited by examiner

(21) Appl. No.: **29/578,298**

Primary Examiner — Mimosa De

(22) Filed: **Sep. 20, 2016**

(74) *Attorney, Agent, or Firm* — Michael Best & Friedrich LLP

(30) **Foreign Application Priority Data**

Mar. 23, 2016	(EM)	003039346-0001
Mar. 23, 2016	(EM)	003039346-0002
Mar. 23, 2016	(EM)	003039346-0003
Mar. 23, 2016	(EM)	003039346-0004
Mar. 23, 2016	(EM)	003039346-0005
Mar. 23, 2016	(EM)	003039346-0006
Mar. 23, 2016	(EM)	003039346-0007
May 23, 2016	(EM)	003148352-0001
May 23, 2016	(EM)	003148352-0002
May 23, 2016	(EM)	003148352-0003
May 23, 2016	(EM)	003148352-0004

(57) **CLAIM**

We claim the ornamental design for a chair, as shown and described.

(51) **LOC (11) Cl.** **06-01**

DESCRIPTION

(52) **U.S. Cl.**
USPC **D6/716; D6/376; D6/380**

FIG. 1 is a perspective view of a chair embodying the invention.
FIG. 2 is a rear view of the chair of FIG. 1.
FIG. 3 is a side view of the chair of FIG. 1, the other side being a mirror image thereof.
FIG. 4 is a front view of the chair of FIG. 1.
FIG. 5 is a bottom view of the chair of FIG. 1.
FIG. 6 is a front view of a portion of the chair of FIG. 1; and, FIG. 7 is a top view of the chair of FIG. 1.
Portions of the chair shown in broken lines are for illustrative purposes only and form no part of the claimed design.

(58) **Field of Classification Search**
USPC D6/334-336, 366, 371, 372, 373, 374, D6/375, 376, 379, 380, 716, 716.1, 716.2, D6/716.3, 716.4

1 Claim, 7 Drawing Sheets

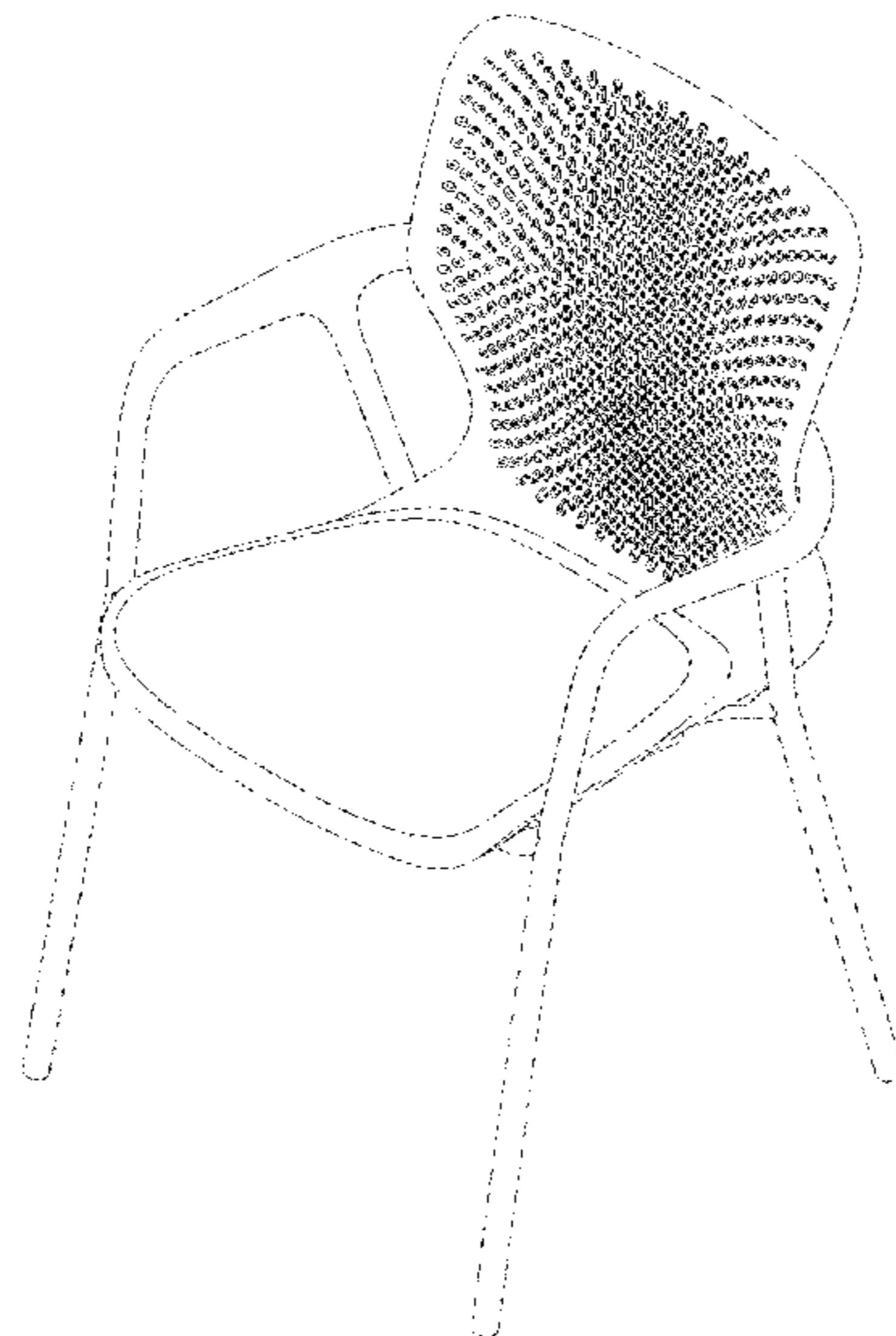


FIG. 1

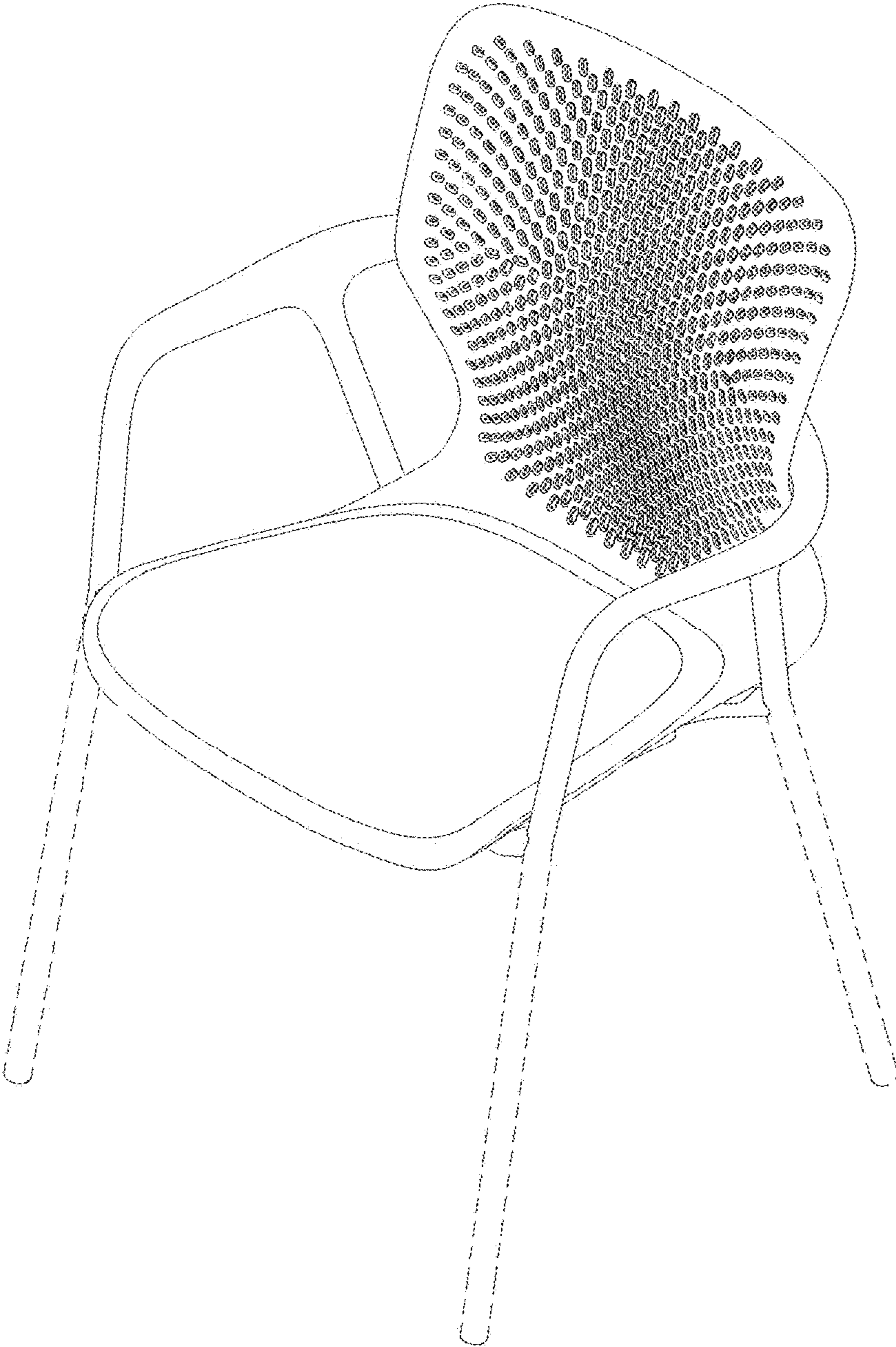


FIG. 2

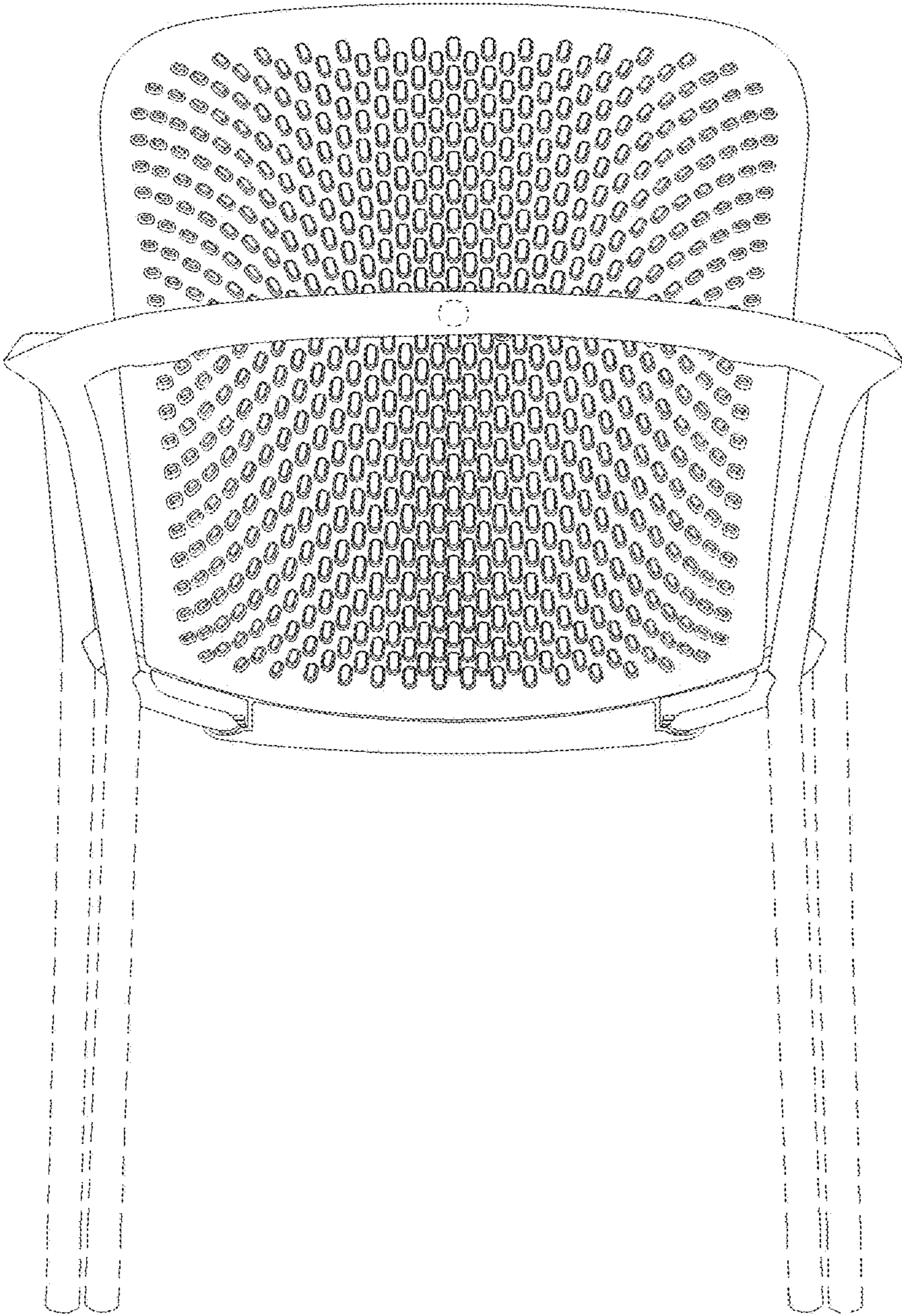


FIG. 3

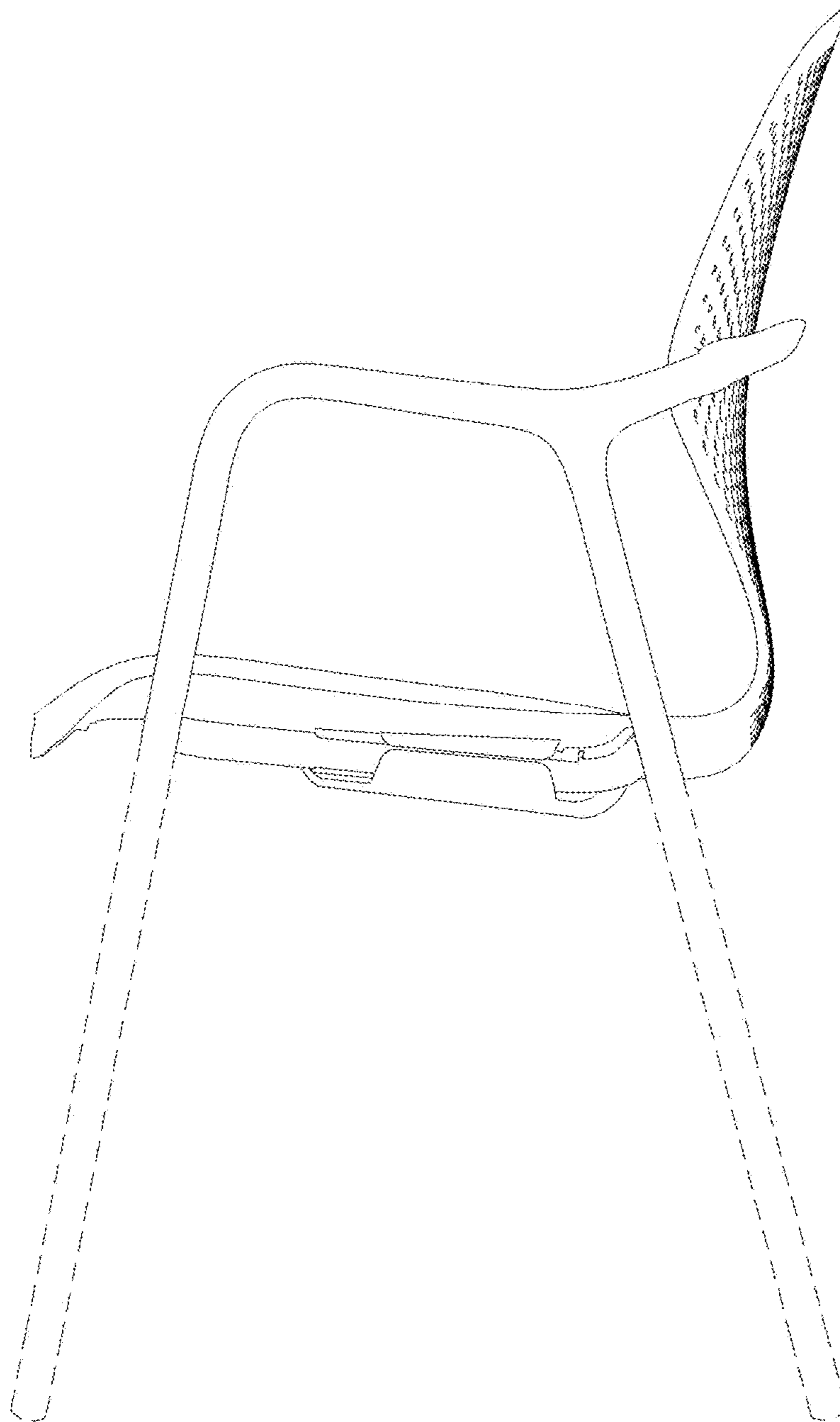


FIG. 4

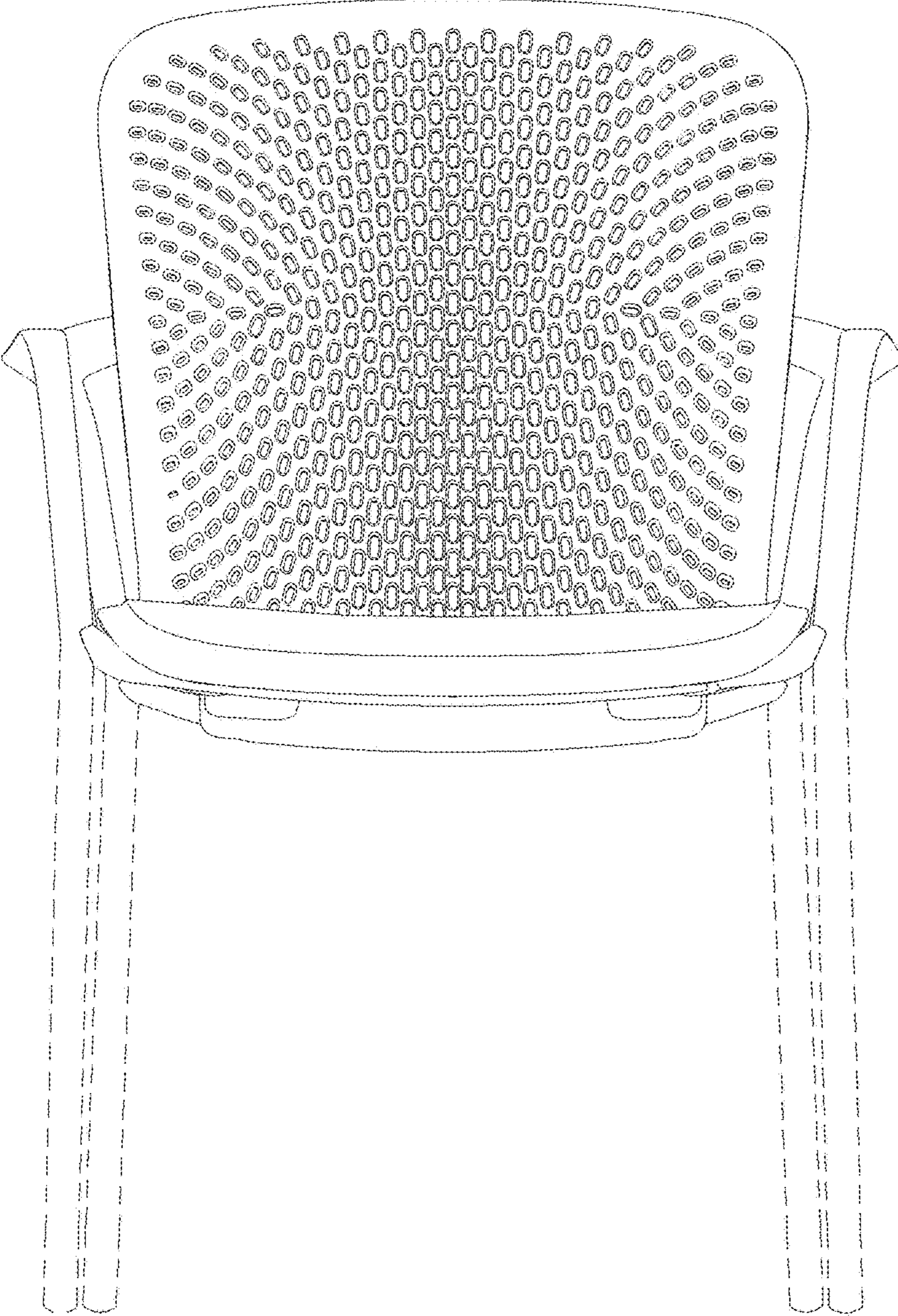


FIG. 5

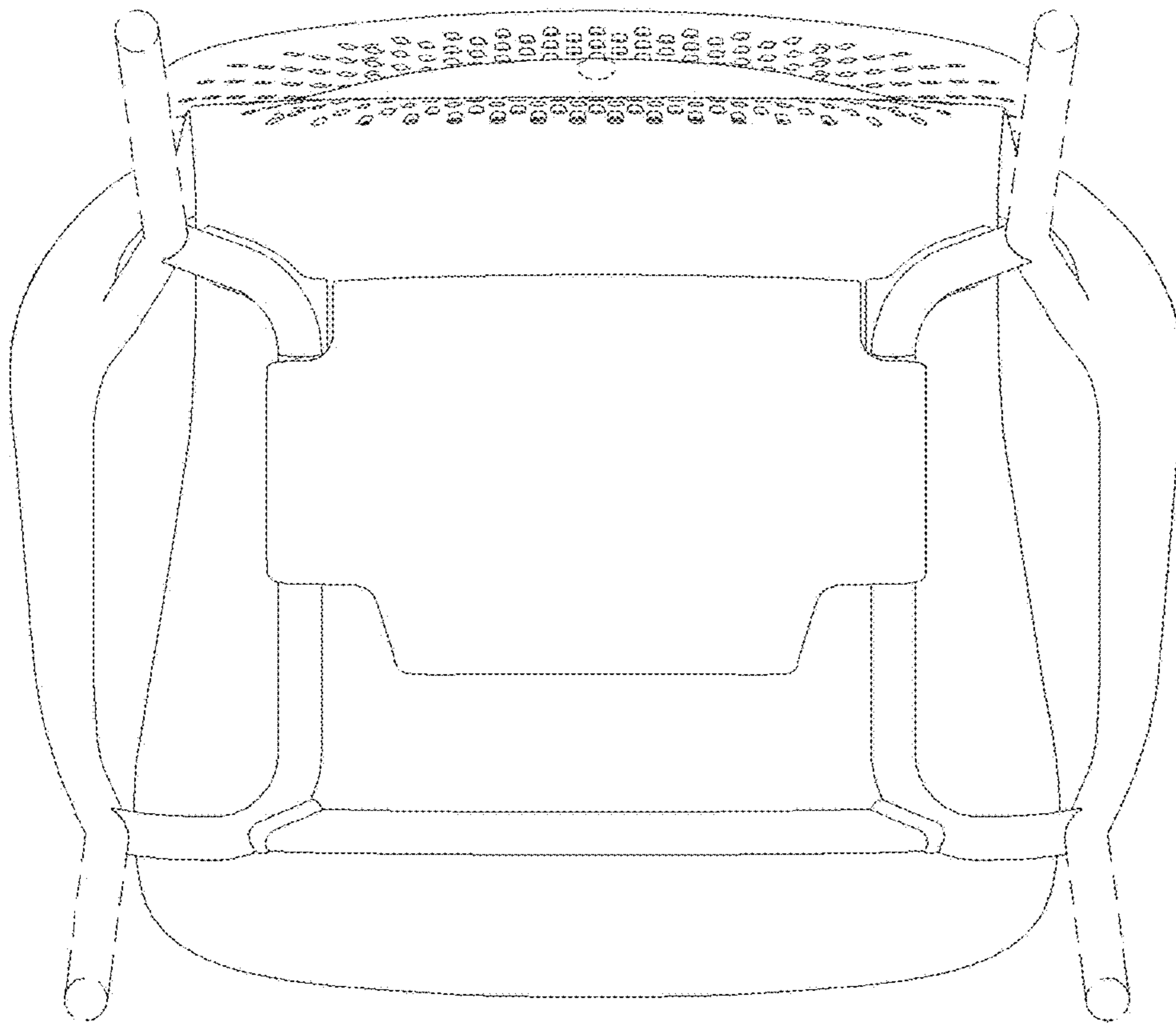


FIG. 6

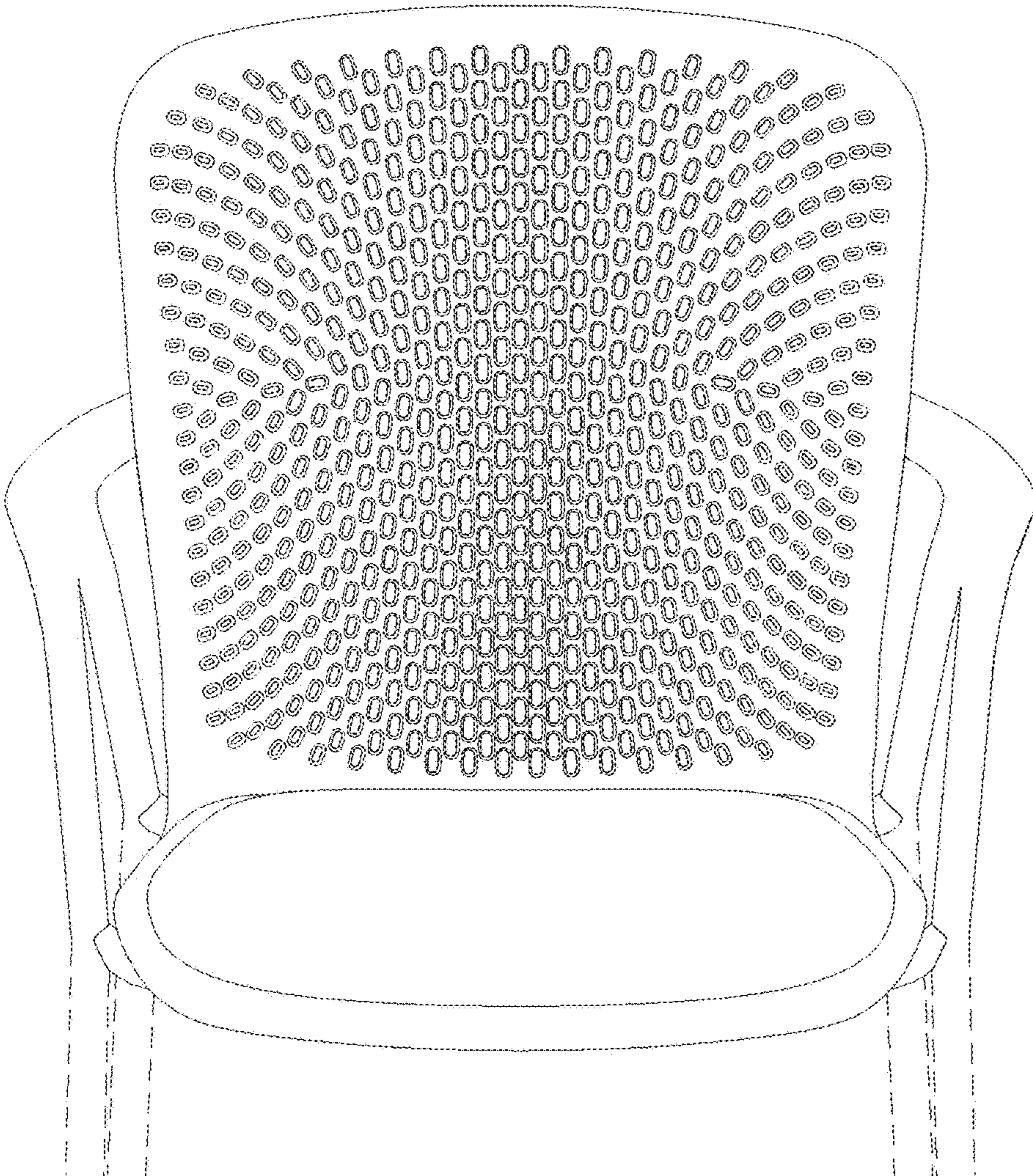


FIG. 7

