



US00D850829S

(12) **United States Design Patent** (10) **Patent No.:** **US D850,829 S**
Merminod (45) **Date of Patent:** **** Jun. 11, 2019**

(54) **CELL PHONE HOLDER**
(71) Applicant: **Jean-Philippe Merminod**, Tampa, FL (US)
(72) Inventor: **Jean-Philippe Merminod**, Tampa, FL (US)
(**) Term: **15 Years**
(21) Appl. No.: **29/648,595**
(22) Filed: **May 22, 2018**
(51) **LOC (11) Cl.** **06-06**
(52) **U.S. Cl.**
USPC **D6/682.5**
(58) **Field of Classification Search**
USPC D6/677, 681, 681.1, 682, 682.1, 682.3, D6/682.5; D8/367, 372; D14/447, 251, D14/253
CPC A47F 5/04; A47F 5/0006; A47F 7/0057; A47F 7/022; G10G 5/00; A45C 11/002
See application file for complete search history.

(56) **References Cited**
U.S. PATENT DOCUMENTS
2,051,408 A * 8/1936 Karst A47F 5/0876 211/106
3,924,750 A * 12/1975 Dunchock A47F 7/021 211/85.1
D245,956 S * 10/1977 Dunchock D6/570
D264,911 S * 6/1982 Annis D6/316
D267,604 S * 1/1983 Peabody D8/367
D294,791 S * 3/1988 Loscalzo D6/323
D294,792 S * 3/1988 Zimmerman D6/323
D304,545 S * 11/1989 Hurrelbrink D8/373
D315,091 S * 3/1991 Embree D8/367
D343,976 S * 2/1994 Chow D6/571
5,499,724 A * 3/1996 Hickman A47F 5/0876 211/59.1
D390,013 S * 2/1998 Ho D6/323

5,813,550 A * 9/1998 Sheehan A47F 5/0807 211/87.01
D405,999 S * 2/1999 Lee D6/569
D434,969 S * 12/2000 Eggink D8/354
D469,341 S * 1/2003 Knapp D6/323
D494,048 S * 8/2004 Goodman D8/372
D499,329 S * 12/2004 Suero, Jr. D8/372
D547,584 S * 7/2007 Little D6/569
D555,365 S * 11/2007 Berberet D6/323
D670,691 S * 11/2012 Novak D14/253
D677,093 S * 3/2013 Benjamin D6/570
D678,041 S * 3/2013 Pan D8/367
D708,494 S * 7/2014 Carpenter D7/701
D717,550 S * 11/2014 Harden D6/323
D722,462 S * 2/2015 Callahan D6/682.6
D735,540 S * 8/2015 Carpenter D7/704
D751,371 S * 3/2016 Pan D8/372
D751,372 S * 3/2016 Thompson D8/372
D759,470 S * 6/2016 Pan D8/372
D766,908 S * 9/2016 Richter D14/447


(Continued)

Primary Examiner — Kelley A Donnelly
(74) *Attorney, Agent, or Firm* — Gulf Coast Intellectual Property Group

(57) **CLAIM**
The ornamental design for the cell phone holder, as shown and described.

DESCRIPTION
FIG. 1 is a front view of the cell phone holder of present invention; and
FIG. 2 is a left side view thereof; and
FIG. 3 is a right side view thereof; and
FIG. 4 is a top view thereof; and
FIG. 5 is a bottom view thereof; and
FIG. 6 is a perspective view thereof.
Wherein the broken lines herein are illustrated for purposes of environmental and use and form no part of the claimed design.

1 Claim, 4 Drawing Sheets



(56)

References Cited

U.S. PATENT DOCUMENTS

D778,640 S * 2/2017 Martell D6/675
D789,123 S * 6/2017 Akana D6/682.5
D805,374 S * 12/2017 Shoenhair D8/367
D834,900 S * 12/2018 Kasza D7/701
D839,721 S * 2/2019 Downey D8/367
D840,793 S * 2/2019 Hattori D8/367
D841,444 S * 2/2019 Preus D8/367
2016/0331131 A1* 11/2016 Ghaeni A47F 5/0823

* cited by examiner




FIG. 1




FIG. 2

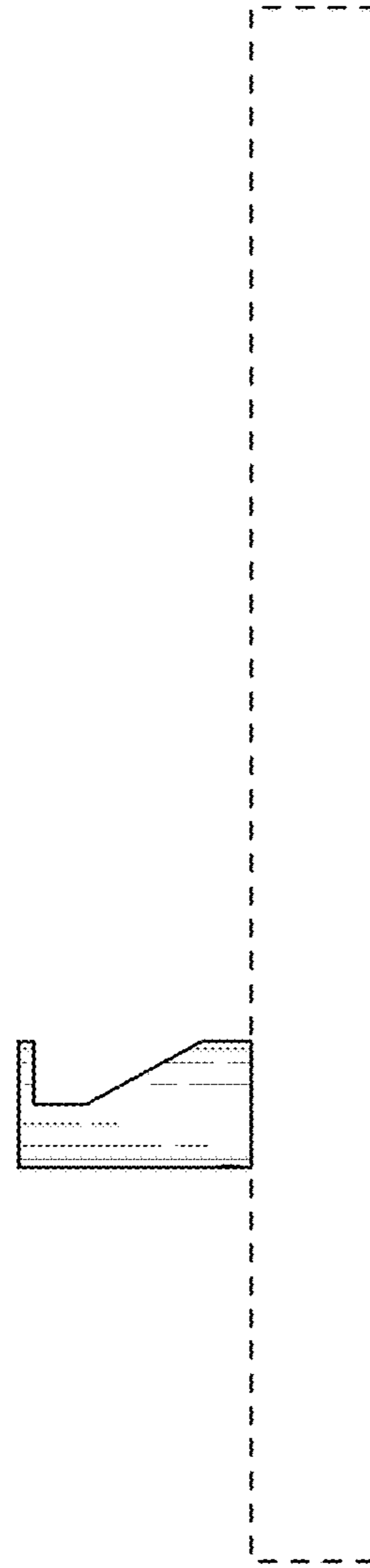


FIG. 3




FIG. 4




FIG. 5

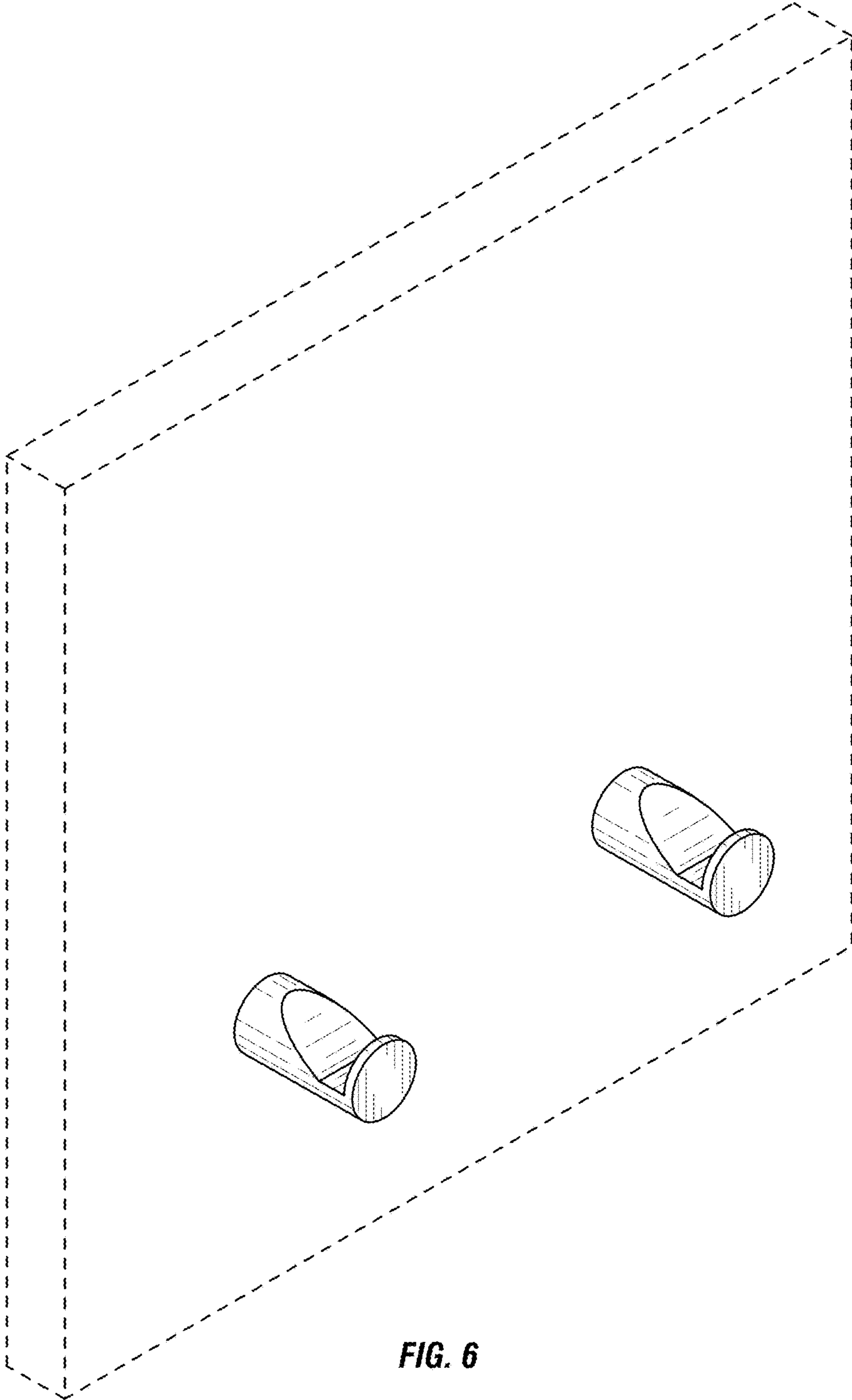


FIG. 6