



US00D850822S

(12) **United States Design Patent** (10) **Patent No.:** **US D850,822 S**  
**Anderson et al.** (45) **Date of Patent:** **\*\* Jun. 11, 2019**

(54) **DECORATIVE PANEL**  
(71) Applicant: **Suncast Technologies, LLC**, Palm Beach Gardens, FL (US)  
(72) Inventors: **Torrence Anderson**, Overland Park, KS (US); **Michael Thuma**, La Grange, IL (US); **Kent J. Martin**, Geneva, IL (US); **Michael R. Vogler**, Oswego, IL (US)

D350,404 S \* 9/1994 Benavent Adrian ..... D25/138  
D365,157 S \* 12/1995 Tinen ..... D25/138  
D421,181 S \* 2/2000 Tisbo ..... D3/273  
D429,418 S \* 8/2000 Tisbo ..... D25/16  
D525,373 S \* 7/2006 Reisman ..... D25/138  
D645,980 S \* 9/2011 Schrom ..... D25/113  
D662,709 S \* 7/2012 Uffner ..... D3/277  
D714,066 S \* 9/2014 Thuma ..... D5/99  
D734,202 S \* 7/2015 Thuma ..... D11/152  
D770,641 S \* 11/2016 Anderson ..... D25/33  
D788,499 S \* 6/2017 Anderson ..... D6/667

(73) Assignee: **Suncast Technologies, LLC**, Palm Beach Gardens, FL (US)

(\*\*) Term: **15 Years**

(21) Appl. No.: **29/619,369**

(22) Filed: **Sep. 28, 2017**

(51) **LOC (11) Cl.** ..... **06-04**

(52) **U.S. Cl.**  
USPC ..... **D6/667**; D6/703.3; D25/160

(58) **Field of Classification Search**  
USPC ..... D6/536, 539, 663, 664, 665, 667, 668, D6/668.1, 668.2, 672, 675, 675.1, 675.3, D6/680, 680.2, 702, 703, 703.2, 703.3; D25/138, 140, 148, 157, 158, 160, 163; D30/127, 128  
CPC ..... A01G 9/022; A24F 19/00; A47B 49/00; A47B 63/00; A47B 67/04; A47B 73/00; A47B 73/002; A47B 31/00; A47B 31/02; A47B 2031/002; A47B 2031/008; A47B 2031/023; A47B 2031/026; A47F 3/06; A47F 3/10; A47F 3/14; A47F 5/02; A47F 5/04; A47F 5/05; A47F 5/06; A47F 7/024; B62B 3/10; B62B 2202/67; B67D 2210/00133

See application file for complete search history.

(56) **References Cited**

**U.S. PATENT DOCUMENTS**

D173,524 S \* 11/1954 Riverdale ..... D25/160  
D173,525 S \* 11/1954 Riverdale ..... D25/160

**OTHER PUBLICATIONS**

Suncast 80 Gallon Baywood, posted at Youtube.com, posted on Feb. 3, 2016, site visited Oct. 8, 2018. online, available from internet: [https://www.youtube.com/watch?v=OWm\\_yz0V2ZE](https://www.youtube.com/watch?v=OWm_yz0V2ZE).\*

\* cited by examiner

*Primary Examiner* — Mary Ann Calabrese  
*Assistant Examiner* — Catherine Ho  
(74) *Attorney, Agent, or Firm* — McHale & Slavin, P.A.

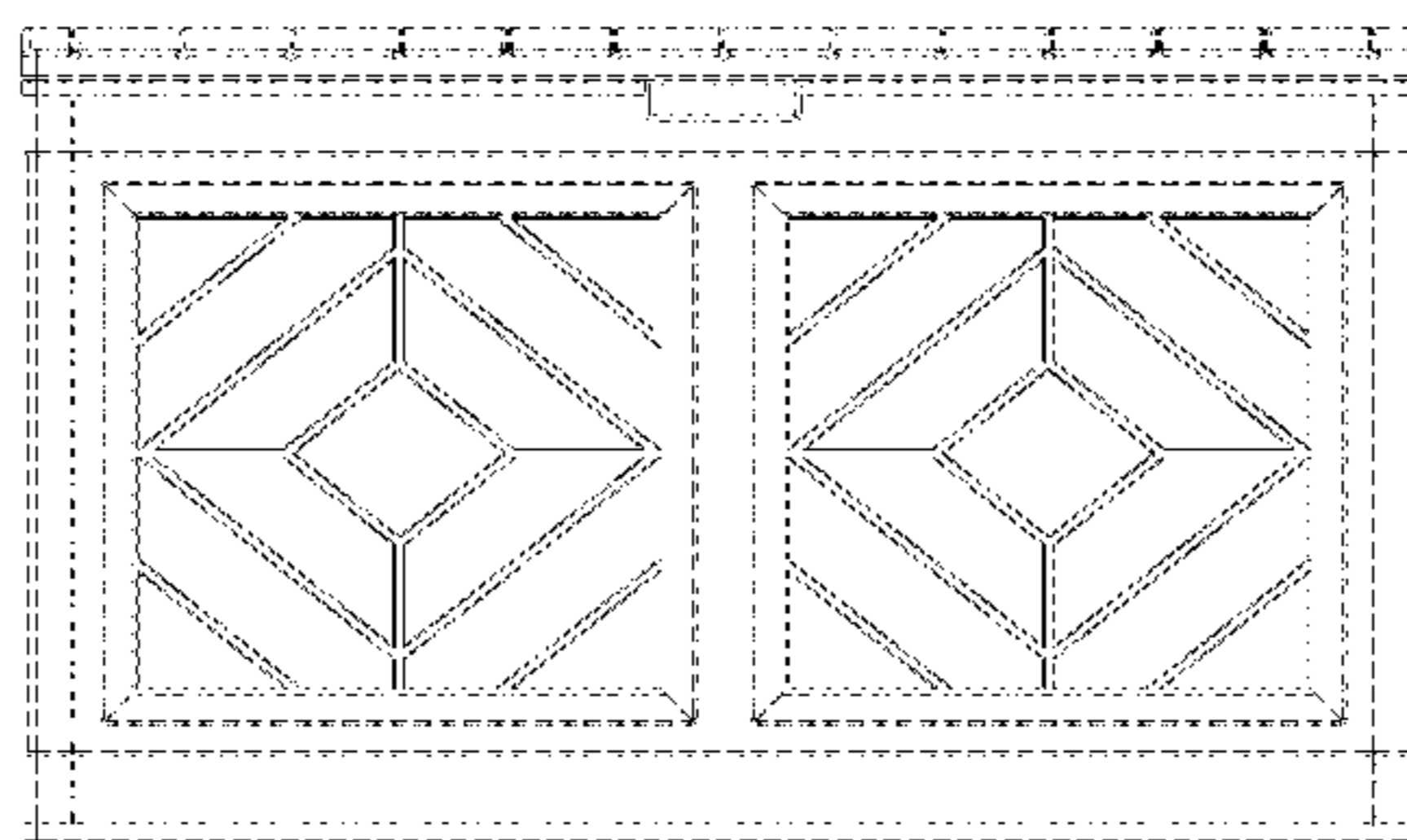
(57) **CLAIM**

The ornamental design for decorative panel, as shown and described.

**DESCRIPTION**

FIG. 1 is a top left front perspective view of the decorative panel of the present invention;  
FIG. 2 is a front view thereof;  
FIG. 3 is a rear view thereof;  
FIG. 4 is a left side view thereof;  
FIG. 5 is a right side view thereof;  
FIG. 6 is a top view thereof; and,  
FIG. 7 is a top right perspective view thereof.  
The portions of the decorative panel illustrated in broken lines form no part of the design.

**1 Claim, 7 Drawing Sheets**



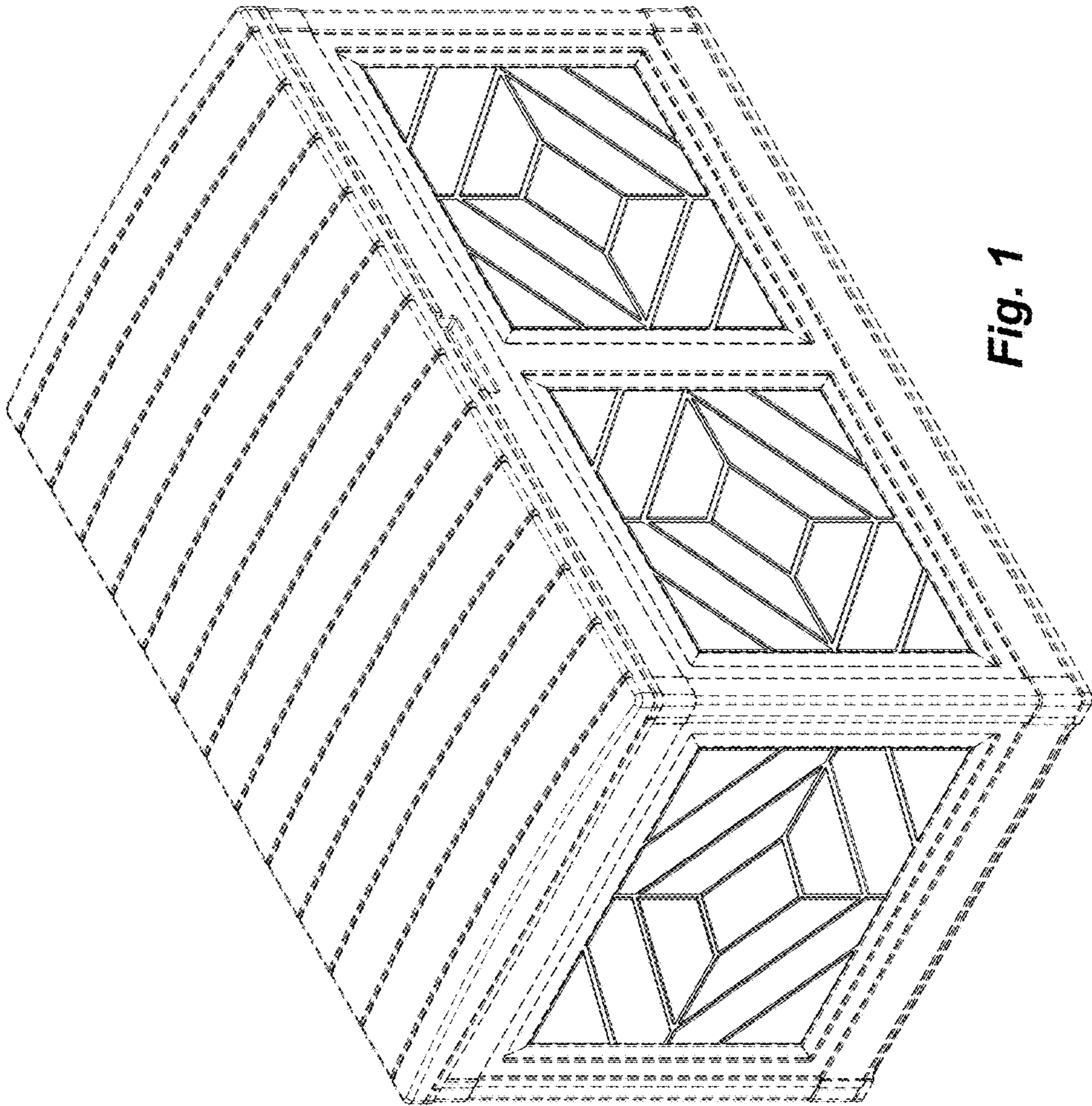
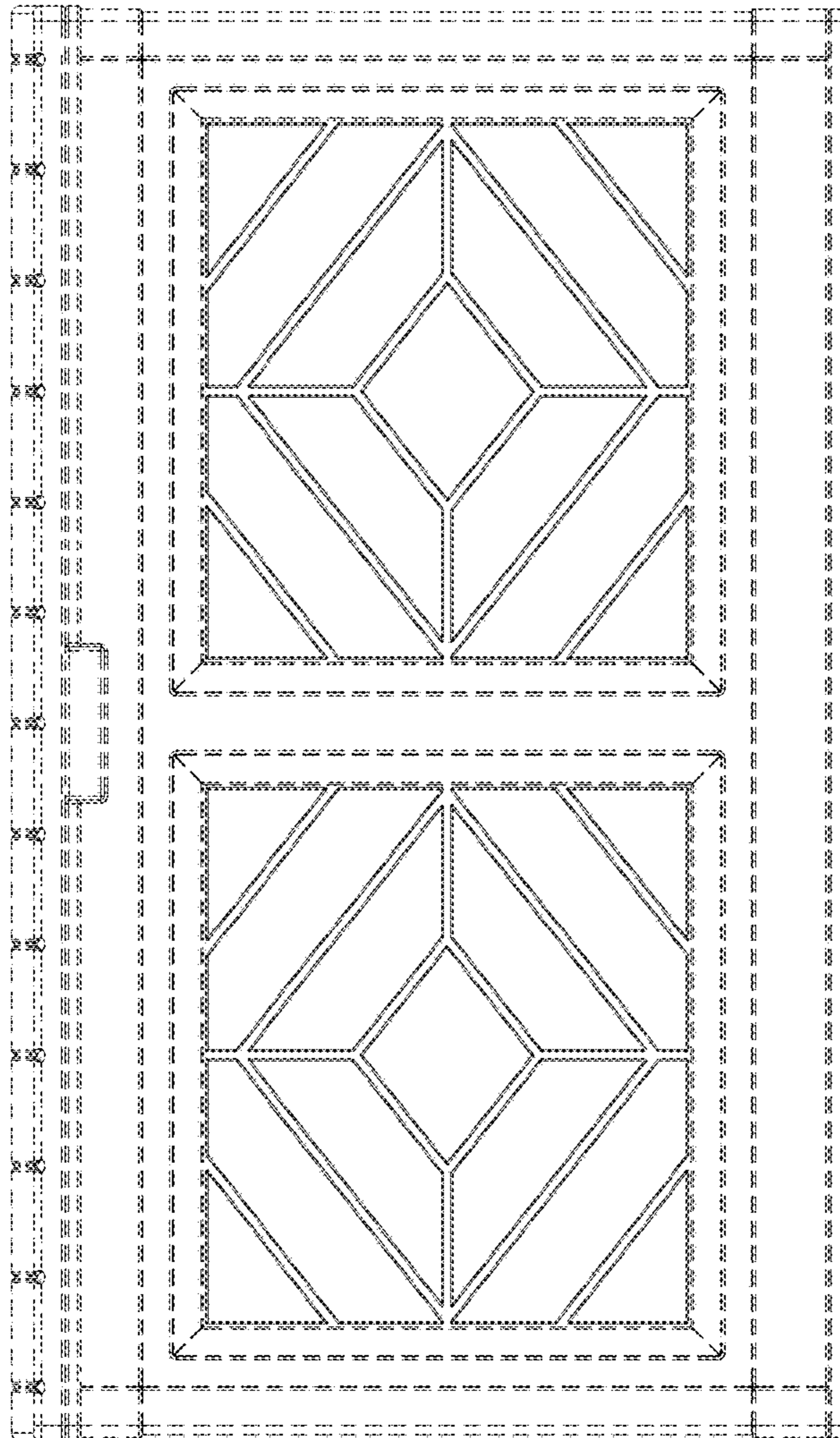
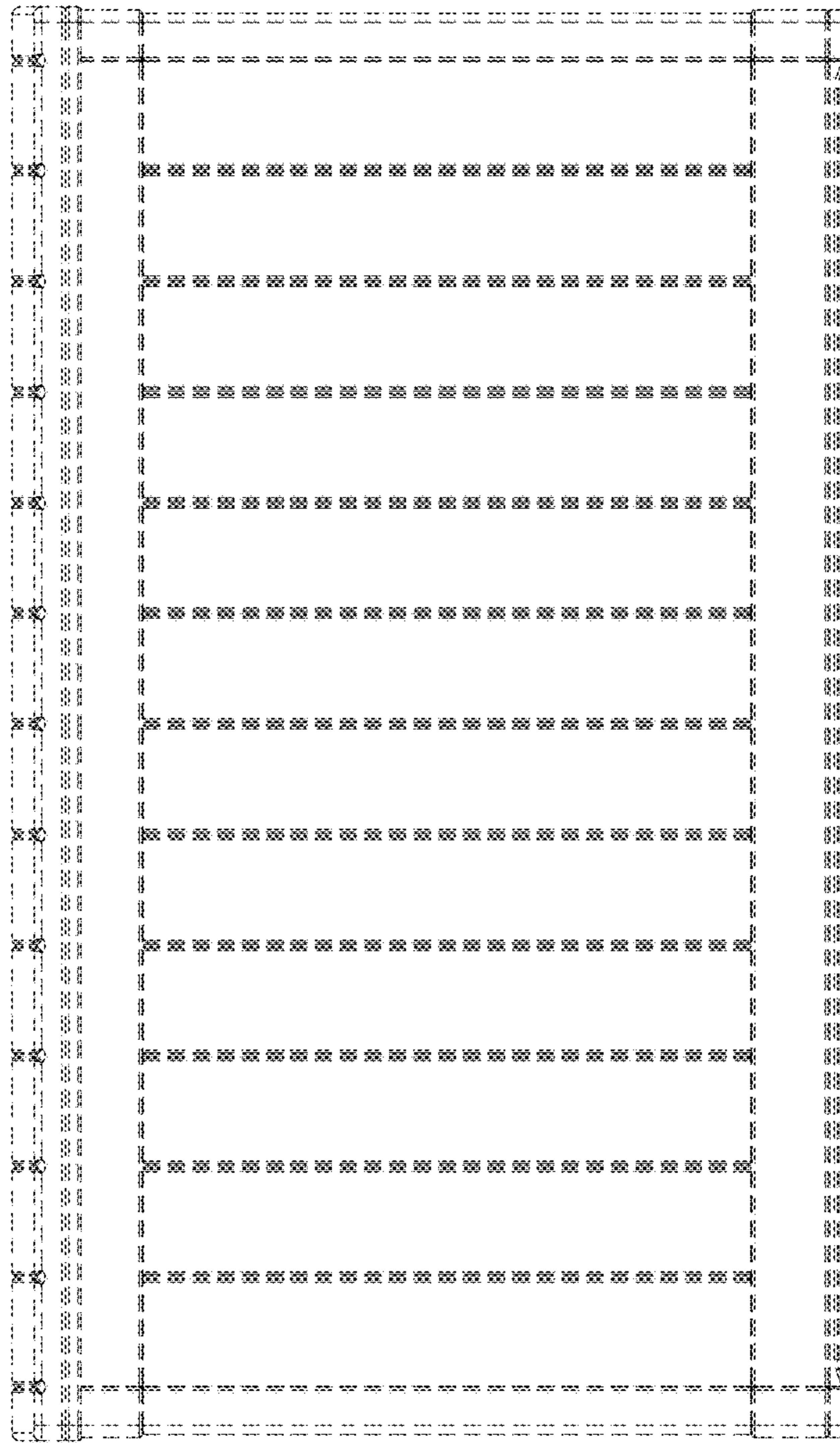


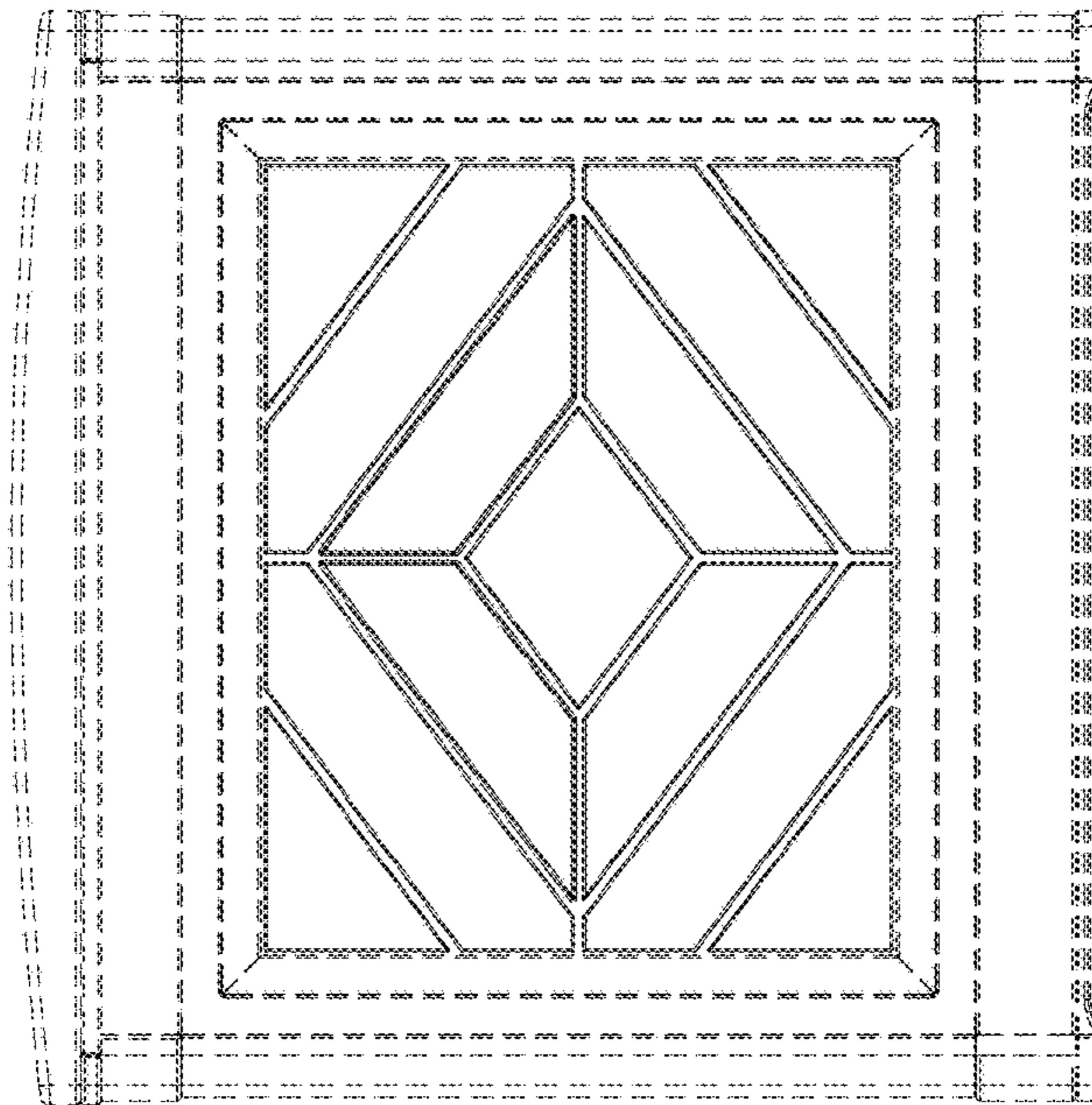
Fig. 1



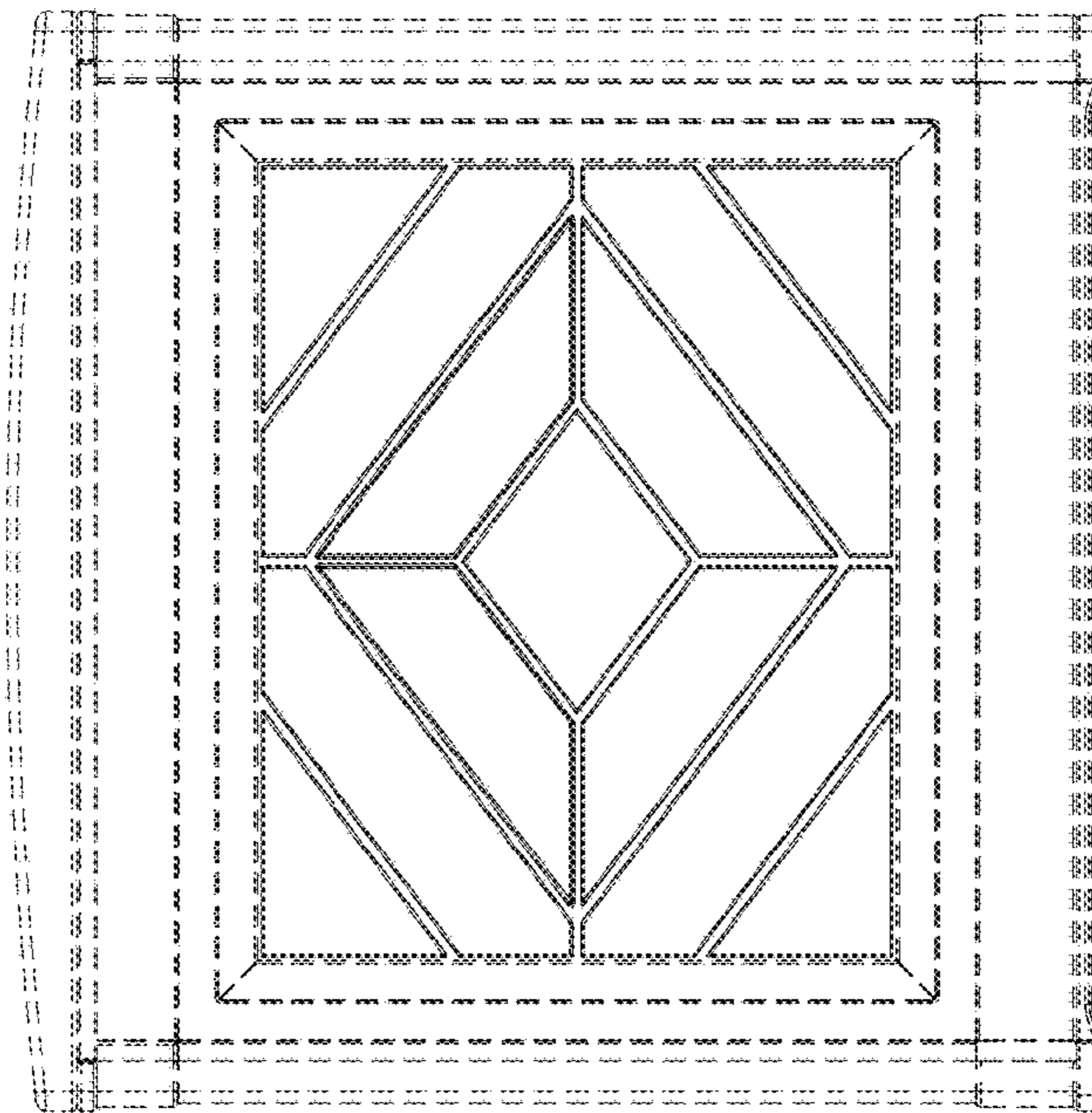
**Fig. 2**



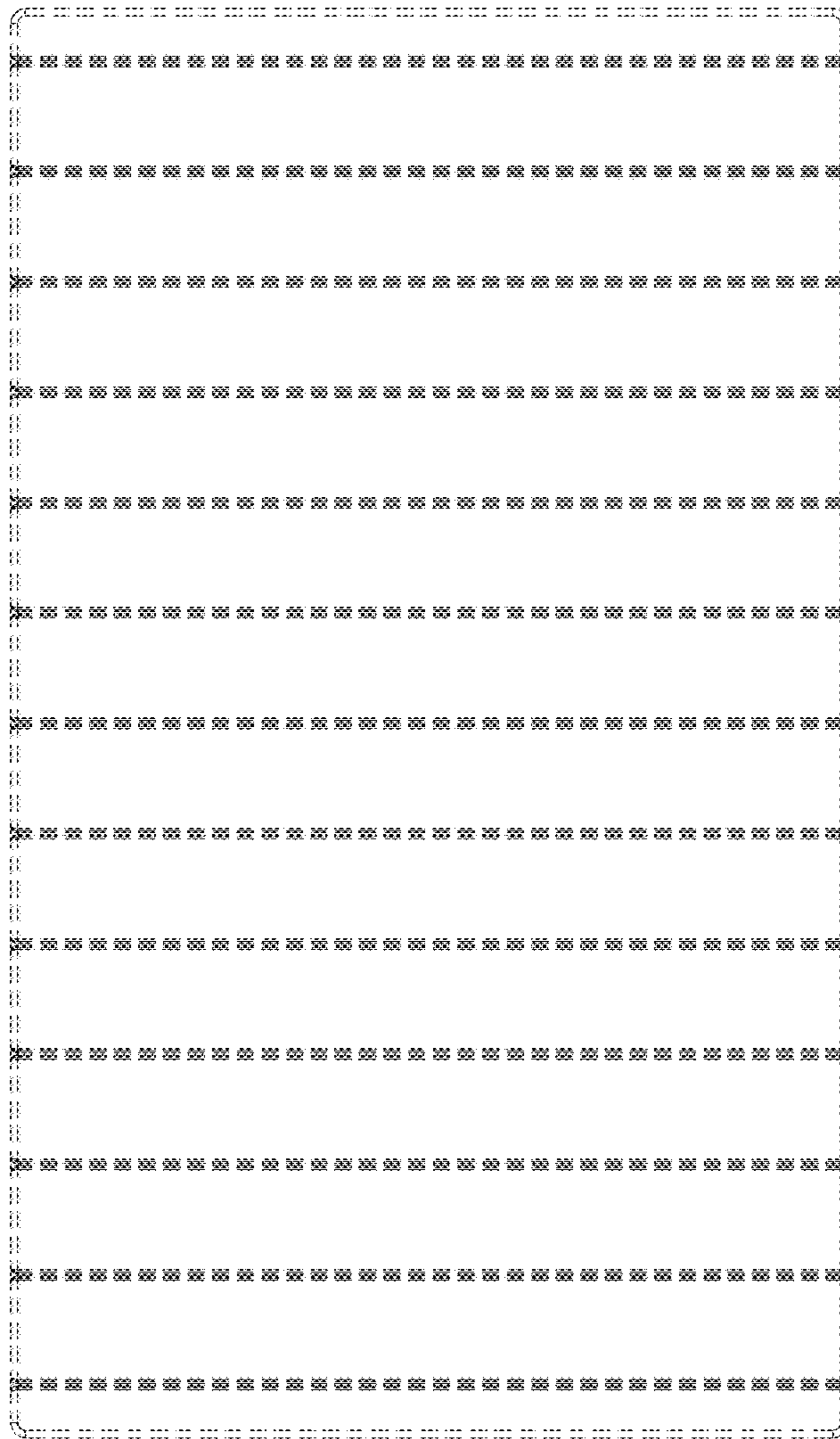
**Fig. 3**



**Fig. 4**



**Fig. 5**



**Fig. 6**

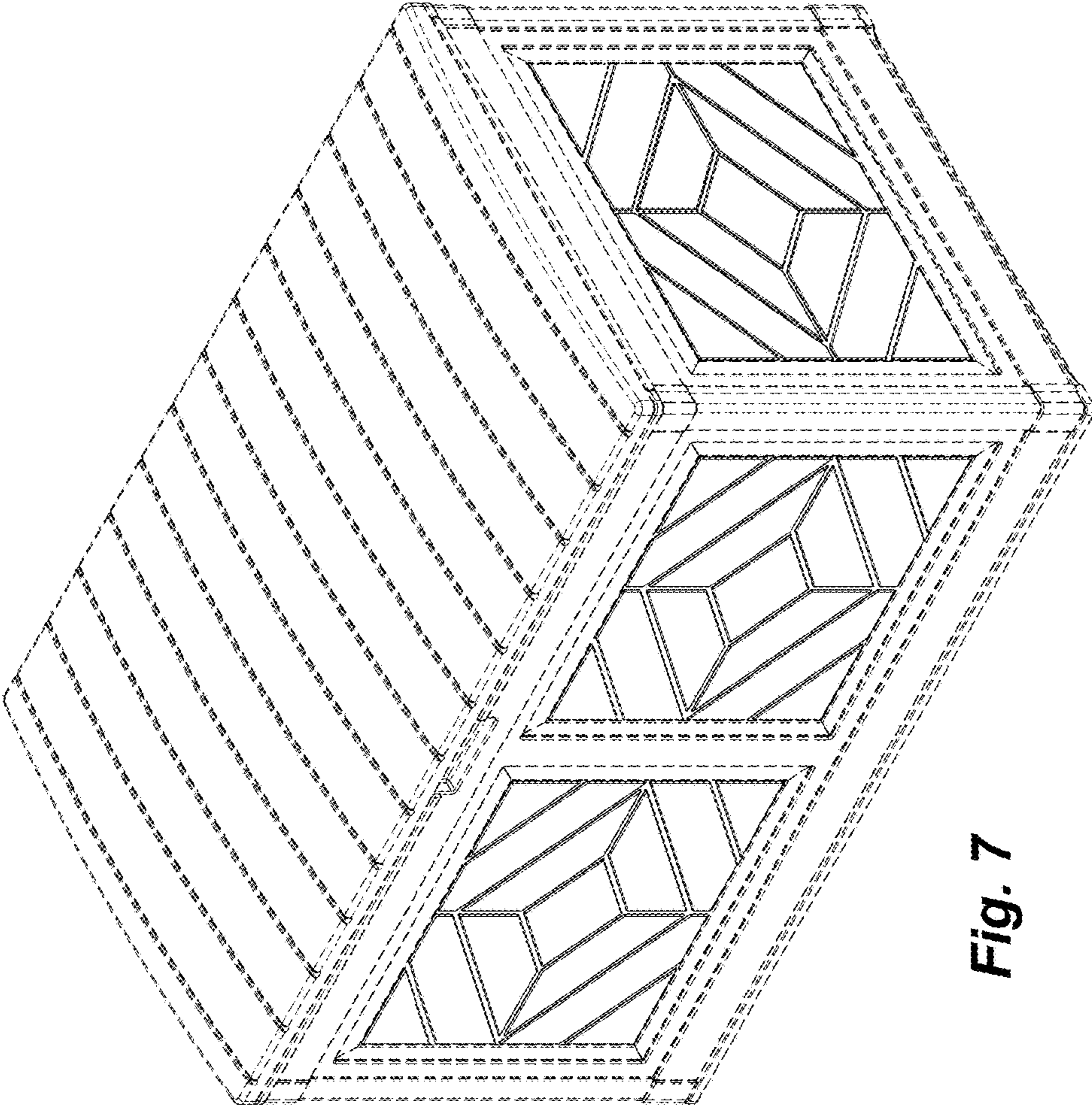


Fig. 7