



US00D850821S

(12) **United States Design Patent**
Pontillas

(10) **Patent No.:** **US D850,821 S**

(45) **Date of Patent:** **** Jun. 11, 2019**

(54) **TANK HIDEAWAY**

(71) Applicant: **BOND MANUFACTURING CO., INC.**, Antioch, CA (US)

(72) Inventor: **Lawrence Anthony Pontillas**, Manila (PH)

(73) Assignee: **Bond Manufacturing Co., Inc.**, Antioch, CA (US)

(**) Term: **15 Years**

(21) Appl. No.: **29/605,830**

(22) Filed: **May 30, 2017**

(51) **LOC (11) Cl.** **06-04**

(52) **U.S. Cl.**
USPC **D6/667**

(58) **Field of Classification Search**
USPC D6/663, 664, 667, 668, 668.1, 668.2;
D3/272, 273, 294

CPC A47B 17/04; A47B 47/03; A47B 47/04;
A47B 47/042; A47B 47/05; A47B 67/00;
B65D 85/305

See application file for complete search history.

(56) **References Cited**

U.S. PATENT DOCUMENTS

- 795,998 A * 8/1905 Molitor B65D 85/305
217/21
- 1,420,444 A * 6/1922 Payne B65D 85/305
217/22

- 1,693,165 A * 11/1928 Van Geem B65D 85/305
217/19
- 1,825,032 A * 9/1931 Woolsey B65D 85/305
217/22
- 2,149,242 A * 2/1939 Keiner B65D 85/305
217/19
- D389,646 S * 1/1998 Sankey D3/294
- D764,796 S * 8/2016 Urrea D3/272
- D788,499 S * 6/2017 Anderson D6/667
- D810,475 S * 2/2018 Ben Avi D6/667

* cited by examiner

Primary Examiner — Mimoso De

(74) *Attorney, Agent, or Firm* — Weide & Miller, Ltd.

(57) **CLAIM**

The ornamental design for a tank hideaway, as shown and described.

DESCRIPTION

FIG. 1 is a perspective view of a tank hideaway showing the new design.

FIG. 2 is a front view of the design shown in FIG. 1.

FIG. 3 is a back view of the design shown in FIG. 1.

FIG. 4 is a right-side view of the design shown in FIG. 1.

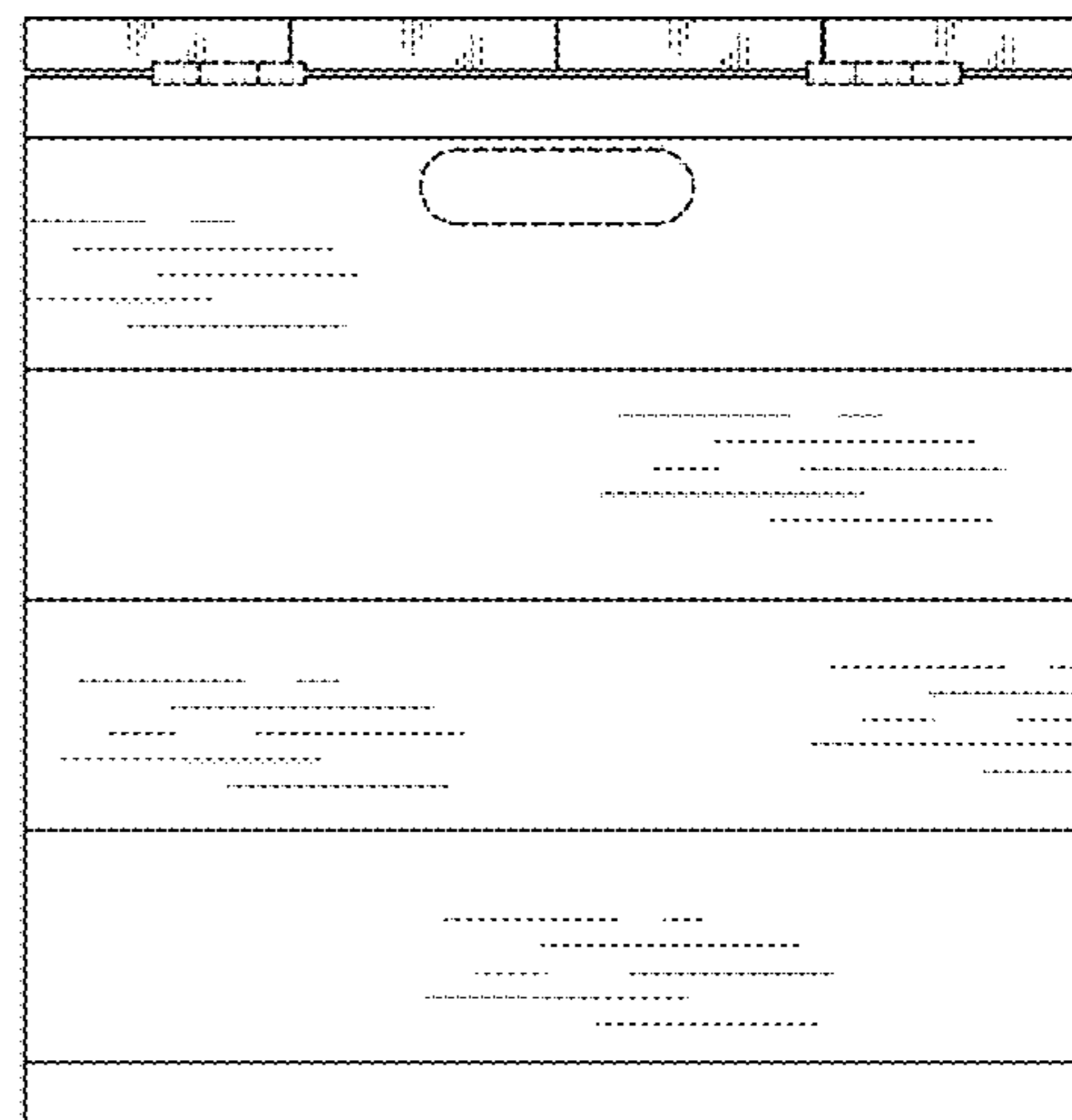
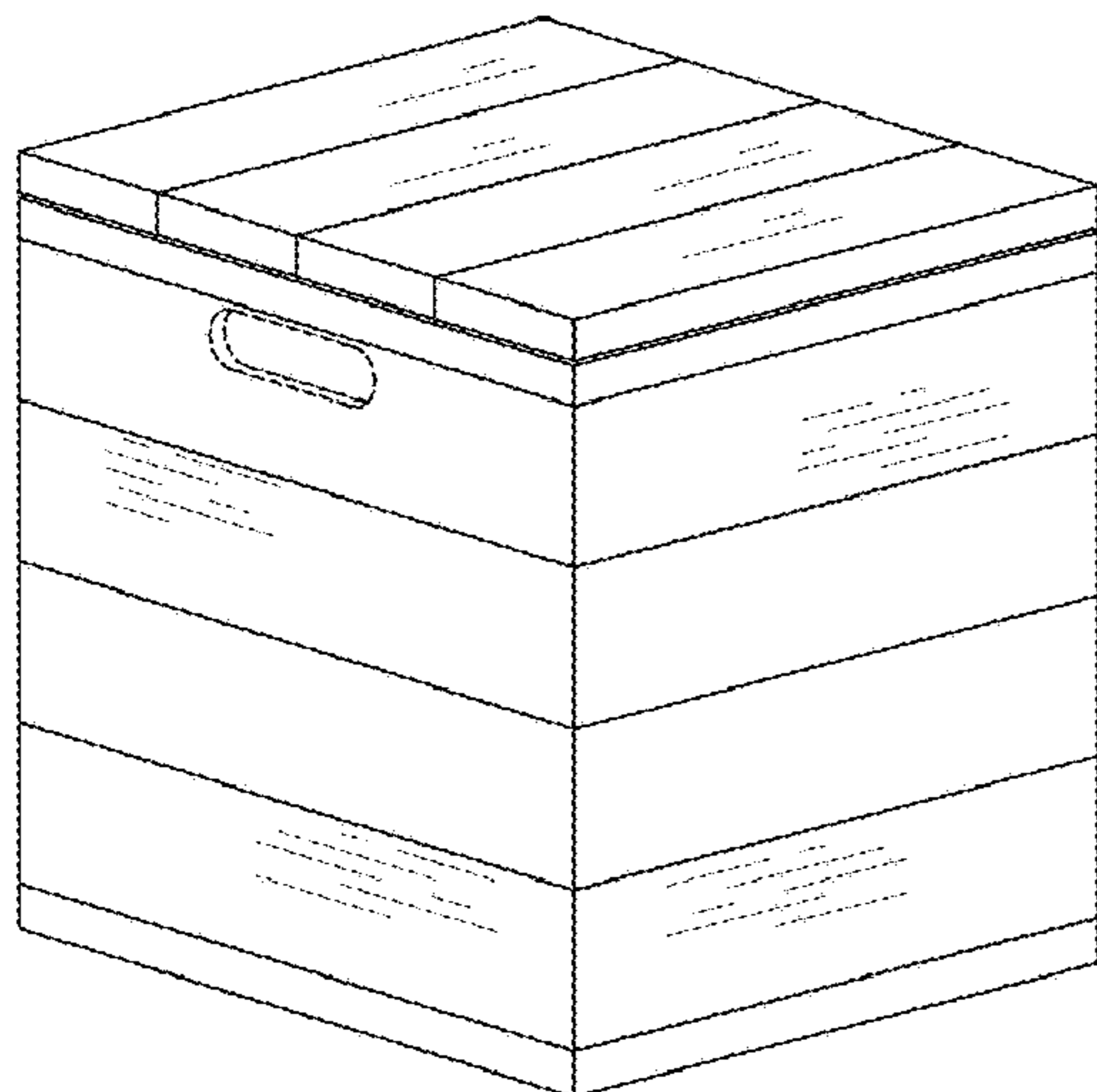
FIG. 5 is a left-side view of the design shown in FIG. 1.

FIG. 6 is a top view of the design shown in FIG. 1; and,

FIG. 7 is a bottom view of the design shown in FIG. 1.

The broken lines indicate unclaimed portions of the article and form no part of the claimed design.

1 Claim, 7 Drawing Sheets



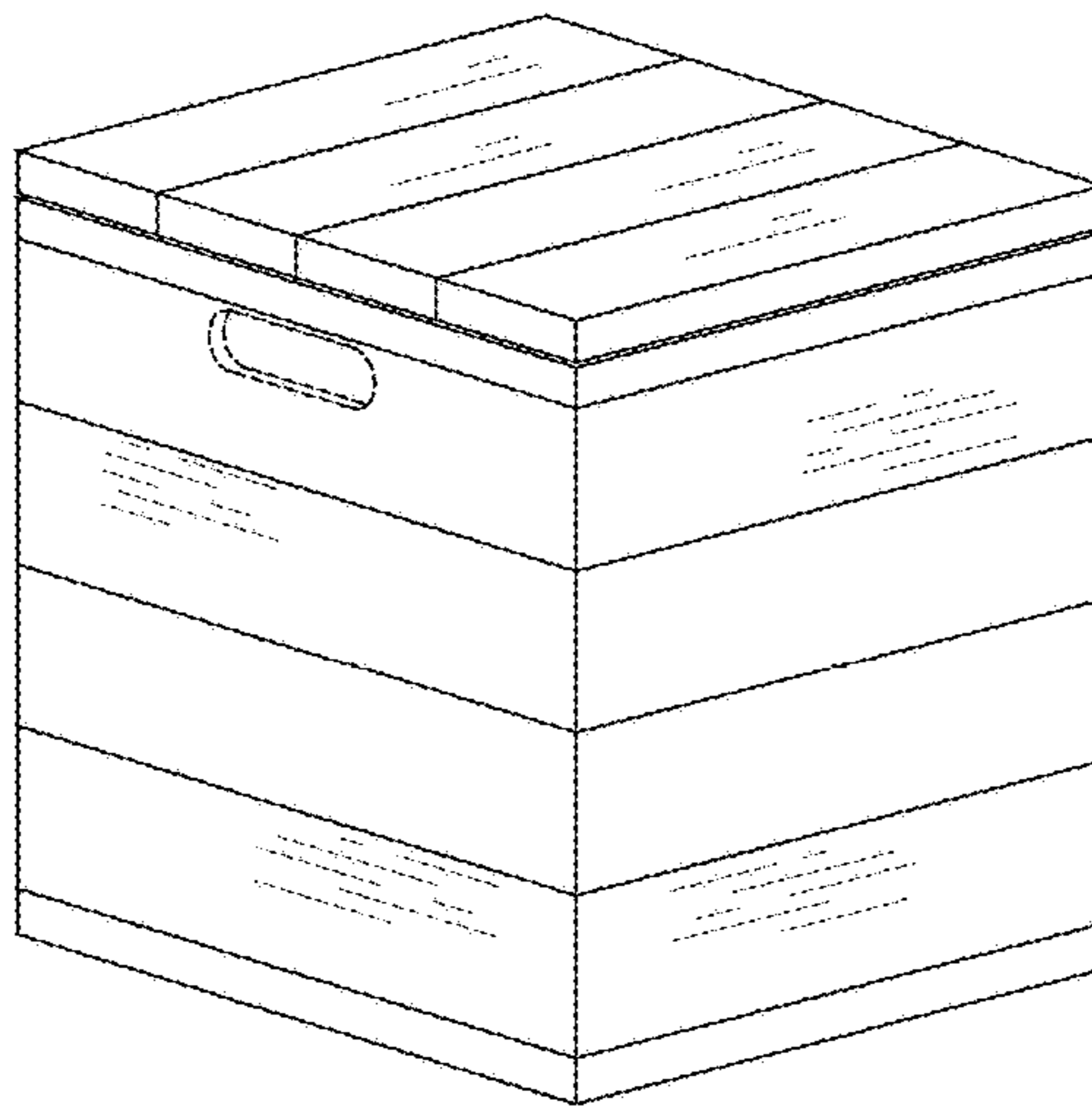


FIG. 1

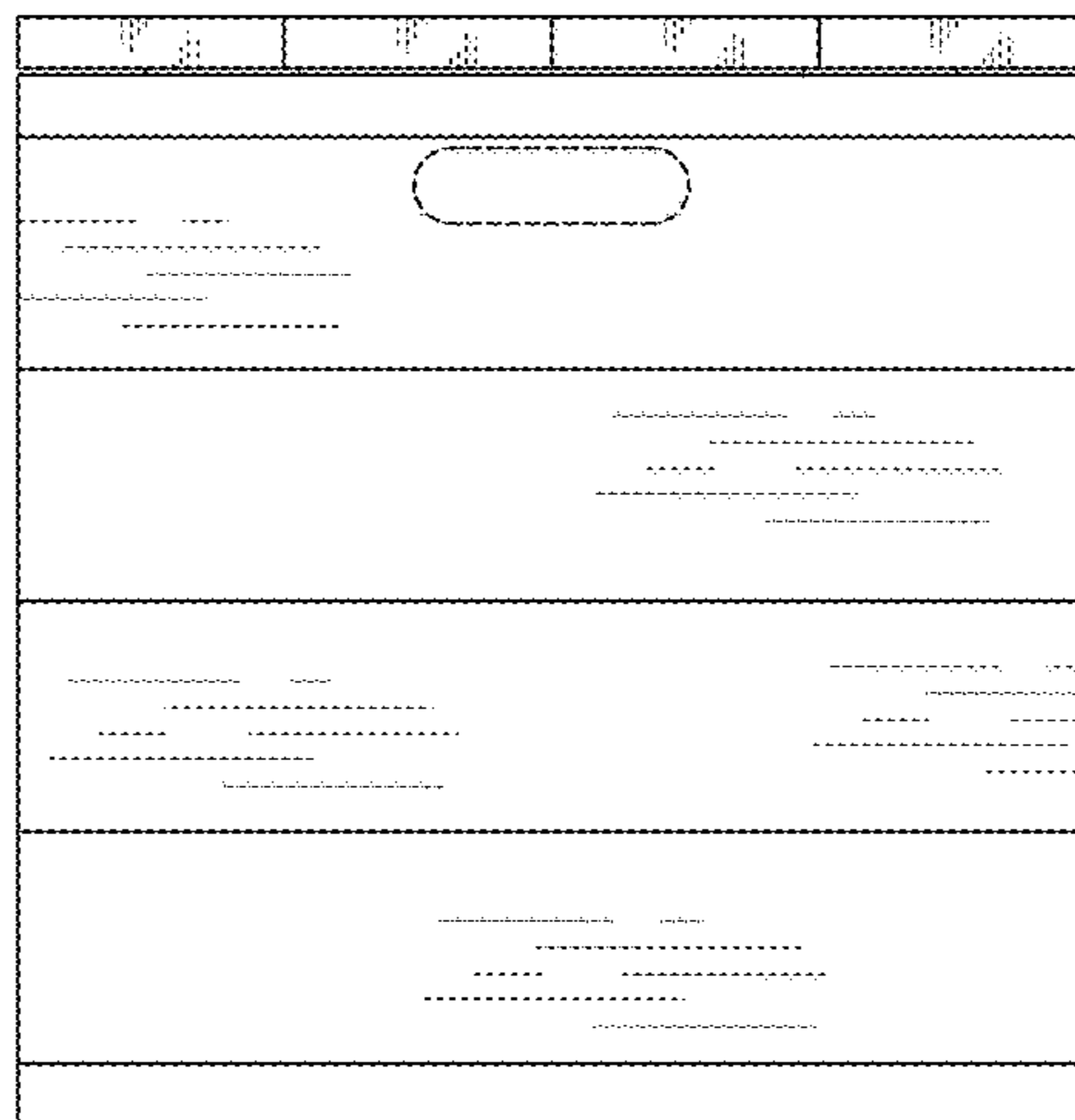


FIG. 2

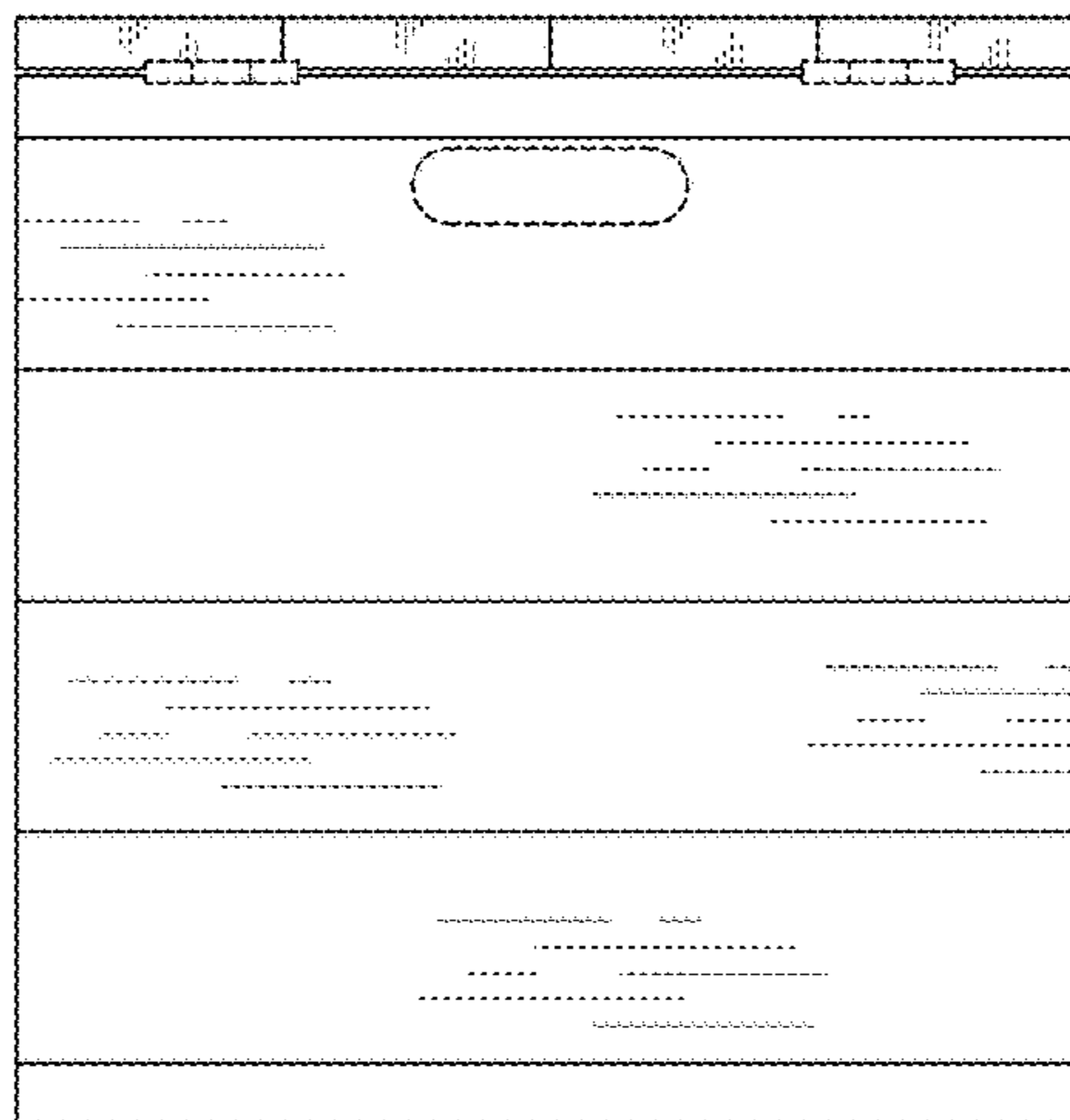


FIG. 3




FIG. 4




FIG. 5




FIG. 6




FIG. 7