



US00D850819S

(12) **United States Design Patent**
Lloyd-Caldwell

(10) **Patent No.:** **US D850,819 S**

(45) **Date of Patent:** **** Jun. 11, 2019**

(54) **BLANKET**

(71) Applicant: **Marian J. Lloyd-Caldwell**, Belleville,
MI (US)

(72) Inventor: **Marian J. Lloyd-Caldwell**, Belleville,
MI (US)

(**) Term: **15 Years**

(21) Appl. No.: **29/565,122**

(22) Filed: **May 18, 2016**

(51) **LOC (11) Cl.** **06-13**

(52) **U.S. Cl.**
USPC **D6/603**

(58) **Field of Classification Search**
USPC D6/595, 596, 602, 603, 606; 5/495-497
CPC A47G 9/02; A47G 9/0207; A47G 9/0223;
A47G 9/0238; A47G 9/0246; A47G 9/04
See application file for complete search history.

(56) **References Cited**

U.S. PATENT DOCUMENTS

D242,490 S *	11/1976	Belkin	D6/602
D341,979 S *	12/1993	Peters	D6/596
D383,634 S *	9/1997	Selph	D6/596
D465,687 S *	11/2002	Sandbeck	D6/597
D587,952 S *	3/2009	Skipper	D6/595
D627,951 S *	11/2010	Chesal	D2/823

D707,466 S *	6/2014	Lancaster	D6/603
D752,361 S *	3/2016	Cumby	D6/601
D757,462 S *	5/2016	Mathews	D6/608
2003/0135925 A1 *	7/2003	Higashi	A45C 3/10 5/417

FOREIGN PATENT DOCUMENTS

JP 2005323969 A * 11/2005

* cited by examiner

Primary Examiner — R. Johnson

(74) *Attorney, Agent, or Firm* — Maier & Maier, PLLC


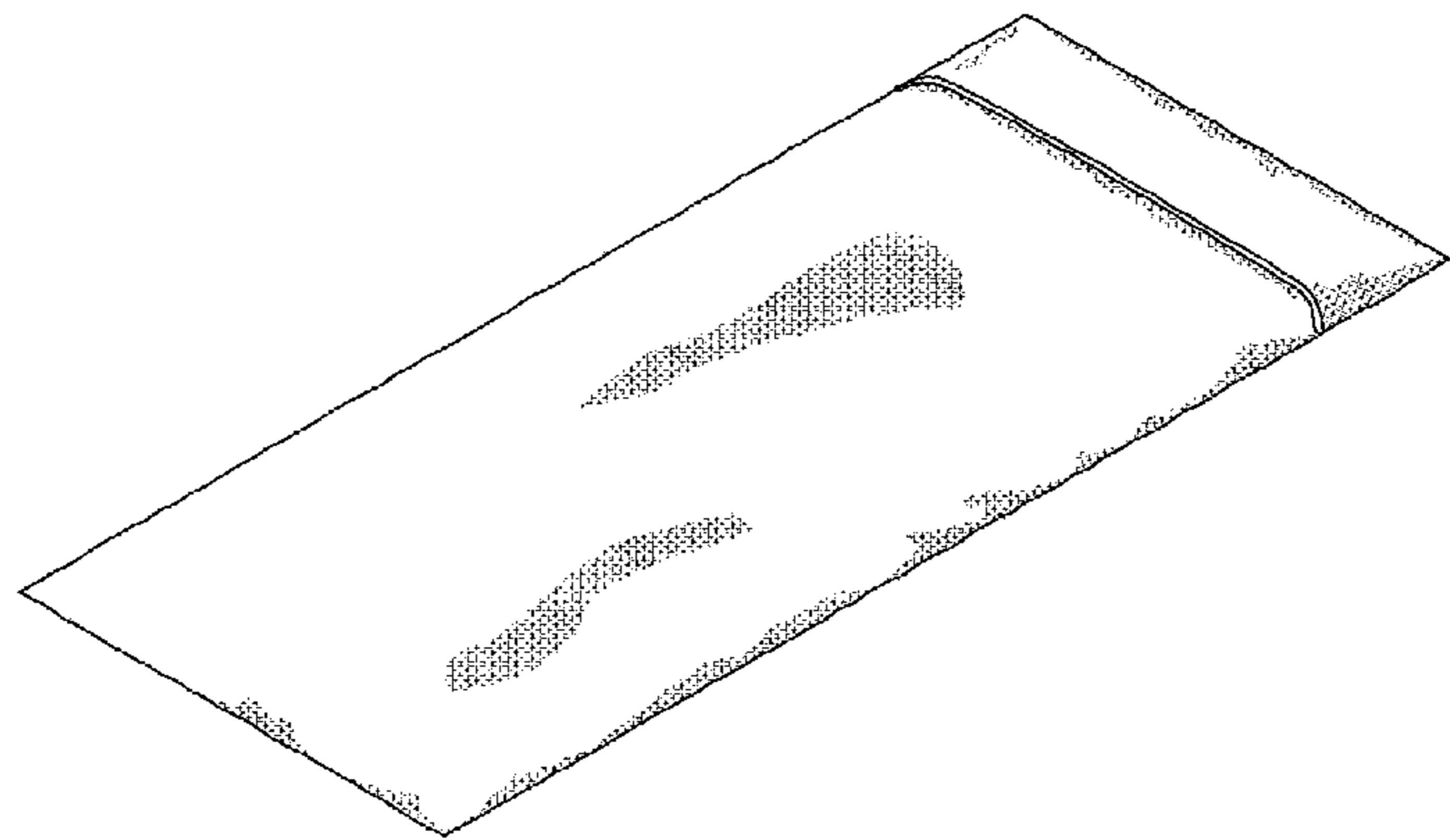
(57) **CLAIM**

The ornamental design for a blanket, as shown and described.

DESCRIPTION

FIG. 1 is a bottom perspective view of a blanket showing my design;
FIG. 2 is a top plan view thereof;
FIG. 3 is a bottom plan view thereof;
FIG. 4 is a left elevation view thereof,
FIG. 5 is a right elevation view thereof;
FIG. 6 is a front end elevation view thereof; and,
FIG. 7 is a rear end elevation view thereof.

1 Claim, 3 Drawing Sheets



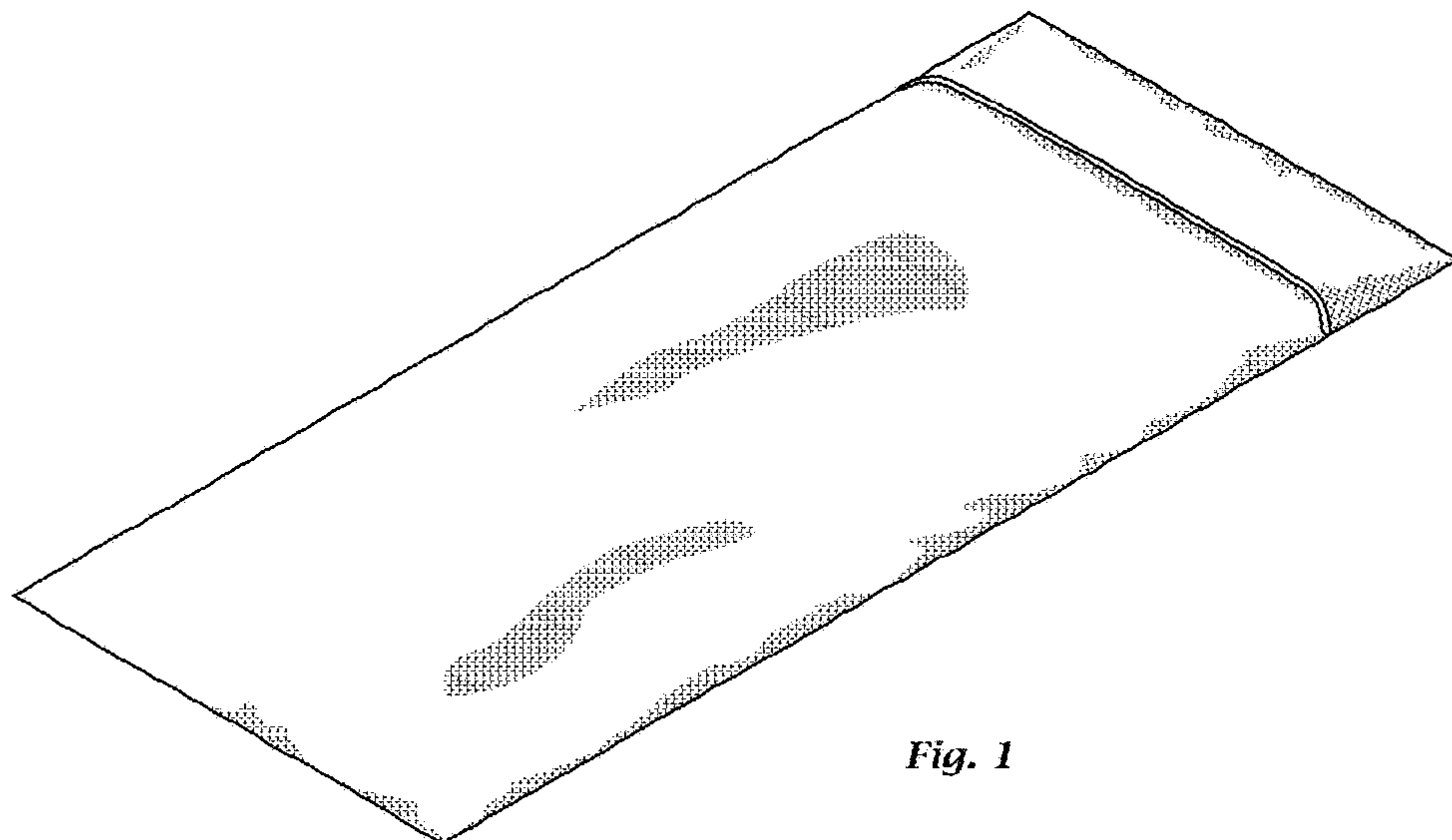


Fig. 1

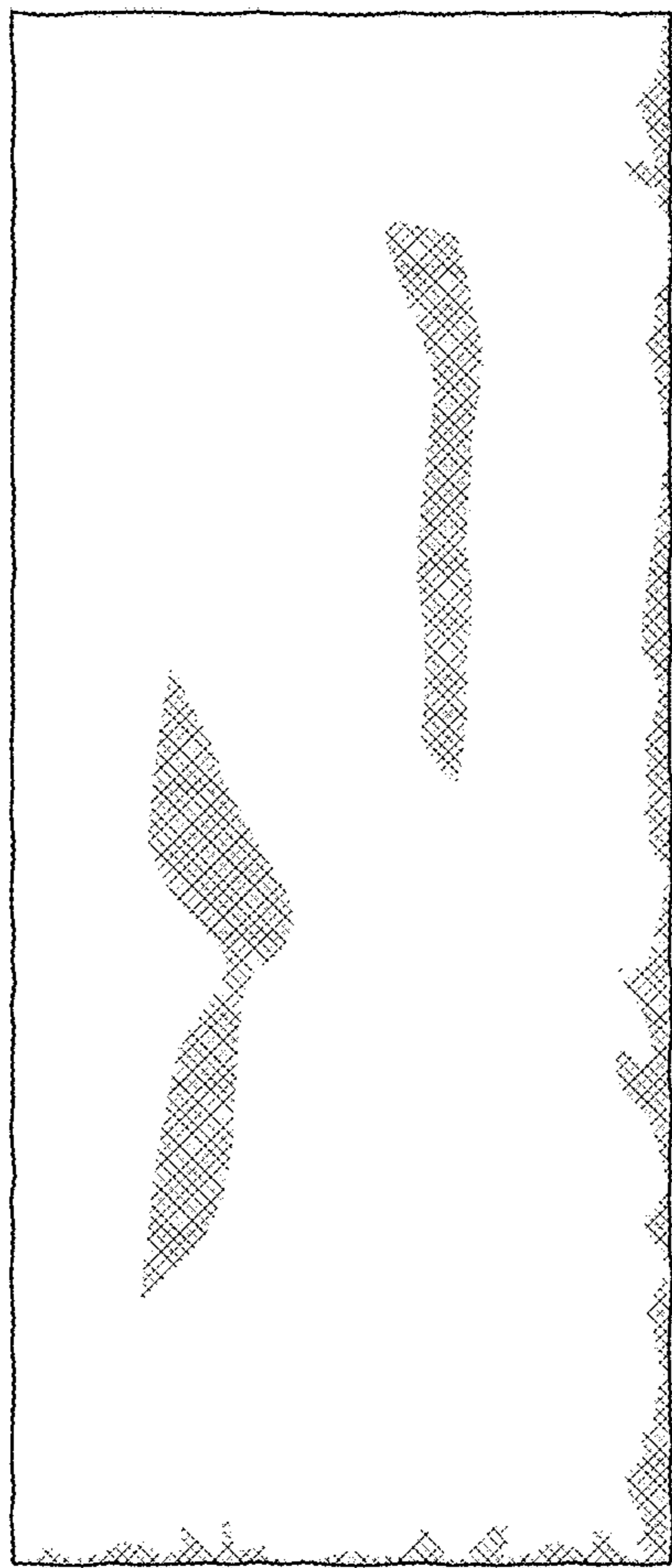


Fig. 2



Fig. 3




Fig. 4




Fig. 5



Fig. 6




Fig. 7