



US00D850794S

(12) **United States Design Patent** (10) **Patent No.:** **US D850,794 S**  
**Sanchez-Vizcaino** (45) **Date of Patent:** **\*\* Jun. 11, 2019**

(54) **STORAGE BOX FOR HOUSEHOLD USE**  
 (71) Applicant: **ABM ITALIA S.P.A.**, Ormelle (TV) (IT)  
 (72) Inventor: **Angel Sanchez Sanchez-Vizcaino**, Ormelle (IT)  
 (73) Assignee: **ABM ITALIA S.P.A.**, Ormelle TV (IT)  
 (\*\*) Term: **15 Years**  
 (21) Appl. No.: **29/646,231**  
 (22) Filed: **May 2, 2018**

**Related U.S. Application Data**

(62) Division of application No. 35/502,720, filed on Dec. 7, 2016 (U.S. filing date under 35 U.S.C. 384), and having an international filing date of Dec. 7, 2016.

**Foreign Application Priority Data**

Jun. 8, 2016 (EM) ..... 3180769  
 (51) **LOC (11) Cl.** ..... **03-01**  
 (52) **U.S. Cl.**  
 USPC ..... **D3/304**  
 (58) **Field of Classification Search**  
 USPC ..... D3/304, 305, 306, 307, 308, 309, 277;  
 D32/36-37; D6/672-673, 677  
 CPC . B65D 1/38; B65D 1/22; B65D 11/14; B65D  
 25/2888; A45C 5/08; A45C 2005/10  
 See application file for complete search history.

(56) **References Cited**

U.S. PATENT DOCUMENTS

D589,664	S	*	3/2009	Simas	.....	D32/37
D643,583	S	*	8/2011	Duvigneau	.....	D32/37
D699,411	S	*	2/2014	Duvigneau	.....	D32/37
D706,507	S	*	6/2014	Duvigneau	.....	D32/37
D776,926	S	*	1/2017	Duvigneau	.....	D3/306
D777,431	S	*	1/2017	Duvigneau	.....	D3/306
D793,731	S	*	8/2017	Duvigneau	.....	D3/308
D803,015	S	*	11/2017	Farrell	.....	D7/667
D827,961	S	*	9/2018	Sanchez-Vizcaino	.....	D32/37

\* cited by examiner

*Primary Examiner* — Kelley A Donnelly

(74) *Attorney, Agent, or Firm* — Vorys, Sater, Seymour and Pease LLP

(57) **CLAIM**

The ornamental design for a storage box for household use, as shown and described.

**DESCRIPTION**

FIG. 1 is a perspective view of a storage box for household use;  
 FIG. 2 is a front elevational view thereof;  
 FIG. 3 is a rear elevational view thereof;  
 FIG. 4 is a left elevational side view thereof;  
 FIG. 5 is a right elevational side view thereof;  
 FIG. 6 is a bottom plan view thereof; and,  
 FIG. 7 is a top plan view thereof.

**1 Claim, 7 Drawing Sheets**






FIG. 1




FIG. 2




FIG. 3




FIG. 4




FIG. 5



FIG. 6



FIG. 7